

# Government Fund



## SEI Daily Income Trust/Institutional Class Shares - SEOXX

### Fund Overview

This semi-annual shareholder report contains important information about Institutional Class Shares of the Government Fund (the "Fund") for the period from February 1, 2024 to July 31, 2024. You can find additional information about the Fund at <https://www.seic.com/mutual-fund-documentation/prospectuses-and-reports>. You can also request this information by contacting us at 610-676-1000.

### What were the Fund costs for the last six months?




(based on a hypothetical \$10,000 investment)

Fund Name	Costs of a \$10,000 investment	Costs paid as a percentage of a \$10,000 investment
Government Fund, Institutional Class Shares	\$10	0.20%

### Key Fund Statistics as of July 31, 2024

Total Net Assets (000's)	Number of Holdings
\$8,687,338	104

### Asset Weightings\*

Repurchase Agreements		38.7%
U.S. Treasury Obligations		37.3%
U.S. Government Agency Obligations		20.2%

### Top Ten Holdings

Holding Name	Percentage of Total Net Assets
BNP Paribas	6.9%
Natixis S.A.	5.8%
Goldman Sachs	5.2%
Citigroup Global Markets	3.5%
MUFG Securities Americas	3.1%
Barclays Bank	2.9%
U.S. Treasury Bill, 5.29%, 10/10/2024	2.9%
Mizuho Securities	2.9%
The Bank of Nova Scotia	2.9%
U.S. Treasury Notes, 5.34%, 7/31/2025	2.2%

\* Percentages are calculated based on total net assets.

### Changes in and Disagreements with Accountants

There were no changes in or disagreements with accountants during the reporting period.

### Additional Information

For additional information about the Fund; including its prospectus, financial information, holdings, and proxy voting information, visit or call:

- 610-676-1000
- <https://www.seic.com/mutual-fund-documentation/prospectuses-and-reports>
- <https://www.seic.com/mutual-fund-documentation/proxy-voting>



