



July 31, 2024

PROSPECTUS

SEI Asset Allocation Trust

Class F Shares

- Defensive Strategy Fund (SNSAX)
- Defensive Strategy Allocation Fund (STDAX)
- Conservative Strategy Fund (SVSAX)
- Conservative Strategy Allocation Fund (SMGAX)
- Moderate Strategy Fund (SMOAX)
- Moderate Strategy Allocation Fund (SXMAX)
- Aggressive Strategy Fund (SSGAX)
- Tax-Managed Aggressive Strategy Fund (SISAX)
- Core Market Strategy Fund (SOKAX)
- Core Market Strategy Allocation Fund (SKTAX)
- Market Growth Strategy Fund (SRWAX)
- Market Growth Strategy Allocation Fund (SGOAX)

The U.S. Securities and Exchange Commission has not approved or disapproved these securities or passed upon the adequacy of this prospectus. Any representation to the contrary is a criminal offense.

Not all Funds appearing in this prospectus are available for purchase in all states. You may purchase Fund shares only if they are registered in your state.

SEI ASSET ALLOCATION TRUST

About This Prospectus

FUND SUMMARY		HOW TO PURCHASE FUND SHARES	149
DEFENSIVE STRATEGY FUND	1	Pricing of Fund Shares	150
DEFENSIVE STRATEGY ALLOCATION FUND	8	Frequent Purchases and Redemptions of Fund Shares	153
CONSERVATIVE STRATEGY FUND	15	Foreign Investors	155
CONSERVATIVE STRATEGY ALLOCATION FUND	22	Customer Identification and Verification and Anti-Money Laundering Program	155
MODERATE STRATEGY FUND	29	HOW TO EXCHANGE YOUR FUND SHARES	155
MODERATE STRATEGY ALLOCATION FUND	36	HOW TO SELL YOUR FUND SHARES	156
AGGRESSIVE STRATEGY FUND	43	Receiving Your Money	156
TAX-MANAGED AGGRESSIVE STRATEGY FUND	50	Methods Used to Meet Redemption Obligations	156
CORE MARKET STRATEGY FUND	56	Low Balance Redemptions	156
CORE MARKET STRATEGY ALLOCATION FUND	63	Suspension of Your Right to Sell Your Shares	157
MARKET GROWTH STRATEGY FUND	70	TELEPHONE TRANSACTIONS	157
MARKET GROWTH STRATEGY ALLOCATION FUND	77	UNCLAIMED PROPERTY	157
Purchase and Sale of Fund Shares	84	DISTRIBUTION OF FUND SHARES	157
Tax Information	84	SERVICE OF FUND SHARES	157
Payments to Broker-Dealers and Other Financial Intermediaries	84	DISCLOSURE OF PORTFOLIO HOLDINGS INFORMATION	158
MORE INFORMATION ABOUT INVESTMENTS	84	DIVIDENDS, DISTRIBUTIONS AND TAXES	158
Information About the Underlying SEI Funds	85	Dividends and Distributions	158
MORE INFORMATION ABOUT RISKS	120	Taxes	158
Risk Information Common to the Funds	120	ADDITIONAL INFORMATION	162
GLOBAL ASSET ALLOCATION	145	FINANCIAL HIGHLIGHTS	163
MORE INFORMATION ABOUT THE FUNDS' BENCHMARK INDEXES	145	HOW TO OBTAIN MORE INFORMATION ABOUT SEI ASSET ALLOCATION TRUST	Back Cover
INVESTMENT ADVISER	146		
Information About Fee Waivers	148		
PURCHASING, EXCHANGING AND SELLING FUND SHARES	149		

DEFENSIVE STRATEGY FUND

Fund Summary

Investment Goal

Manage risk of loss while providing current income and opportunity for limited capital appreciation.

Fees and Expenses

This table describes the fees and expenses that you may pay if you buy, hold, and sell Fund shares. **You may pay other fees, such as brokerage commissions and other fees to financial intermediaries, which are not reflected in this table and examples below.**

ANNUAL FUND OPERATING EXPENSES

(expenses that you pay each year as a percentage of the value of your investment)	Class F Shares
Management Fees	0.10%
Distribution (12b-1) Fees	None
Other Expenses	0.54%
Acquired Fund Fees and Expenses (AFFE)	0.47%
Total Annual Fund Operating Expenses	1.11%[†]

[†] Because the Defensive Strategy Fund (Fund) incurred AFFE during the most recent fiscal year, the operating expenses in this fee table will not correlate to the expense ratio in the Fund's financial statements (or the "Financial Highlights" section in the prospectus) because the financial statements include only the direct operating expenses incurred by the Fund, not the indirect costs of investing in underlying funds.

EXAMPLE

This Example is intended to help you compare the cost of investing in the Fund with the cost of investing in other mutual funds. The Example assumes that you invest \$10,000 in the Fund for the time periods indicated and then redeem or hold all of your shares at the end of those periods. The Example also assumes that your investment has a 5% return each year and that the Fund's operating expenses remain the same. Although your actual costs may be higher or lower, based on these assumptions your costs would be:

	1 Year	3 Years	5 Years	10 Years
Defensive Strategy Fund — Class F Shares	\$113	\$353	\$612	\$1,352

PORTFOLIO TURNOVER

The Fund pays transaction costs, such as commissions, when it buys and sells securities (or "turns over" its portfolio). A higher portfolio turnover rate may indicate higher transaction costs and may result in higher taxes when Fund shares are held in a taxable account. These costs, which are not reflected in annual Fund operating expenses or in the Example, affect the Fund's performance. During the most recent fiscal year, the Fund's portfolio turnover rate was 57% of the average value of its portfolio.

Principal Investment Strategies

Under normal circumstances, the Fund will seek to manage risk of loss while providing current income and opportunity for limited capital appreciation. Managing the risk of loss does not mean preventing losses, but rather managing the Fund in a manner intended to limit the level of losses that the Fund could incur over any particular period. The Fund predominantly invests in other SEI funds (including exchange-traded funds (ETFs)), each of which has its own investment goal (the Underlying SEI Funds). The Underlying SEI Funds invest, in turn, in securities and other instruments of various asset classes. Each of the Underlying SEI Funds is managed by one or more sub-advisers (each, a Sub-Adviser and collectively, the Sub-Advisers) under the supervision of SEI Investments Management Corporation (SIMC or the Adviser), or, in certain circumstances, is managed directly by SIMC.

The Fund's assets may be diversified across Underlying SEI bond and money market funds, equity funds, real estate funds and multi-asset funds. The bond funds may consist of a wide range of investment styles that provide exposure to U.S. and/or foreign fixed income securities of varying credit quality (including junk bonds), maturity and duration. The equity funds may consist of a wide range of investment styles that provide investment exposure to U.S. and/or foreign equity securities of companies of various capitalization ranges. The real estate funds provide exposure to the equity securities of real estate companies. The multi-asset funds consist of funds that seek to achieve their investment goals by selecting investments from among a broad range of asset classes. A multi-asset fund may also adjust its allocation among asset classes over short periods of time, and therefore it may provide the Fund with a dynamic investment component. Although a multi-asset fund could consist of equity securities, bonds or real estate securities, it may also provide exposure to additional asset classes, such as commodities.

The Fund's assets are allocated among a variety of Underlying SEI Funds within the following percentage ranges:

Underlying SEI Fund Type	Investment Range (Percentage of the Fund's Assets)
<u>Investment Grade Bond & Money Market Funds</u>	40-100%
<u>Multi-Asset Investment Funds</u>	0-60%
<u>Non-Investment Grade Bond Funds</u>	0-30%
<u>U.S. Equity Funds</u>	0-30%
<u>Real Estate Funds</u>	0-20%
<u>International Equity Funds</u>	0-15%

Principal Risks

The success of the Fund's investment strategy depends on SIMC's allocation of assets among the Underlying SEI Funds and its selection of exchange-traded products (ETPs) in which to invest that portion of the Fund's assets not allocated to the Underlying SEI Funds. In managing the Fund, SIMC may be incorrect in assessing market trends or the value or growth capability of particular asset classes or other investments. In addition, the methodology by which SIMC allocates the Fund's assets among the Underlying SEI Funds and other investments may not achieve desired results and may cause the Fund to lose money or underperform other comparable mutual funds.

The Underlying SEI Funds and ETPs in which the Fund invests may apply any of a variety of investment strategies and may invest in a broad range of asset classes, securities and other investments to attempt to achieve their designated investment goals. The principal risks of the Fund as a result of its investments in the Underlying SEI Funds and ETPs or other investments are set forth below.

Fixed Income Market Risk — The prices of fixed income securities respond to economic developments, particularly interest rate changes, as well as to perceptions about the creditworthiness of individual issuers, including governments and their agencies. Generally, an Underlying SEI Fund's fixed income securities will decrease in value if interest rates rise and vice versa. In a low interest rate environment, risks associated with rising rates are heightened. Declines in dealer market-making capacity as a result of structural or regulatory changes could decrease liquidity and/or increase volatility in the fixed income markets. Markets for fixed income securities may decline significantly in response to adverse issuer, political, regulatory, market, economic or other developments that may cause broad changes in market value, public perceptions concerning these developments, and adverse investor sentiment or publicity. Similarly, environmental and public health risks, such as natural disasters or epidemics, or widespread fear that such events may occur, may impact markets adversely and cause market volatility in both the short- and long-term. In response to these events, the Underlying SEI Fund's and, in turn, the Fund's value may fluctuate and/or the Underlying SEI Fund and the Fund may experience increased redemptions from shareholders, which may impact the Underlying SEI Fund's and the Fund's liquidity or force the Underlying SEI Fund and the Fund to sell securities into a declining or illiquid market.

Equity Market Risk — The risk that the market value of a security may move up and down, sometimes rapidly and unpredictably. Market risk may affect a single issuer, an industry, a sector or the equity or bond market as a whole. Equity markets may decline significantly in response to adverse issuer, political, regulatory, market, economic or other developments that may cause broad changes in market value, public perceptions concerning these developments, and adverse investor sentiment or publicity. Similarly, environmental and public health risks, such as natural disasters or epidemics, or widespread fear that such events may occur, may impact markets adversely and cause market volatility in both the short- and long-term.

Investment Company Risk — When the Fund or an Underlying SEI Fund invests in an investment company, in addition to directly bearing the expenses associated with its own operations, it will bear a pro rata portion of the investment company's expenses. In addition, while the risks of owning shares of an investment company generally reflect the risks of owning the underlying investments of the investment company, the Fund may be subject to additional or different risks than if the Fund or an Underlying SEI Fund had invested directly in the underlying investments.

Asset Allocation Risk — The risk that SIMC's decisions regarding asset classes and Underlying SEI Funds will not anticipate market trends successfully.

U.S. Government Securities Risk — Although U.S. Government securities are considered to be among the safest investments, they are still subject to the credit risk of the U.S. Government and are not guaranteed against price movements due to changing interest rates. Obligations issued by some U.S. Government agencies are backed by the U.S. Treasury, while others are backed solely by the ability of the agency to borrow from the U.S. Treasury or by the agency's own resources. No assurance can be given that the U.S. Government will provide financial support to its agencies and instrumentalities if it is not obligated by law to do so.

Interest Rate Risk — The risk that a change in interest rates will cause a fall in the value of fixed income securities, including U.S. Government securities, in which the Underlying SEI Funds invest. Generally, the

value of the Underlying SEI Funds' fixed income securities will vary inversely with the direction of prevailing interest rates. Changing interest rates may have unpredictable effects on the markets and may affect the value and liquidity of instruments held by an Underlying SEI Fund. Although U.S. Government securities are considered to be among the safest investments, they are not guaranteed against price movements due to changing interest rates.

Commodity Investments Risk — Certain Underlying SEI Funds may invest a portion of their assets in a wholly owned subsidiary that is not registered under the Investment Company Act of 1940, as amended, and invests directly in commodities and commodity-related instruments. Other Underlying SEI Funds may have indirect exposure to commodities by investing in commodity-related instruments. Commodity investments and derivatives may be more volatile and less liquid than direct investments in the underlying commodities themselves. Commodity-related equity returns can also be affected by the issuer's financial structure or the performance of unrelated businesses. The value of a commodity investment or a derivative investment in commodities is typically based upon the price movements of a physical commodity, a commodity futures contract or commodity index or some other readily measurable economic variable that is dependent upon changes in the value of commodities or the commodities markets. The value of these securities will rise or fall in response to changes in the underlying commodity or related benchmark or investment, changes in interest rates, or factors affecting a particular industry or commodity, such as natural disasters, weather and U.S. and international economic, political and regulatory developments.

Short Sales Risk — A short sale involves the sale of a security that an Underlying SEI Fund does not own in the expectation of purchasing the same security (or a security exchangeable therefore) at a later date at a lower price. Short sales entered into by an Underlying SEI Fund expose the Fund to the risk that the Underlying SEI Fund will be required to buy a security sold short (also known as "covering" the short position) at a time when the security has appreciated in value, thus resulting in a loss to the Underlying SEI Fund and, therefore, the Fund, that is potentially unlimited. Reinvesting proceeds received from short selling may create leverage, which can amplify the effects of market volatility on the share price of an Underlying SEI Fund and, therefore, the Fund. Investment in short sales may also cause an Underlying SEI Fund to incur expenses related to borrowing securities. In addition, shorting a future contract may require posting only a margin that may amount to less than the notional exposure of the contract. Such a practice may exacerbate the loss in a case of adverse price action.

Below Investment Grade Securities (Junk Bonds) Risk — Fixed income securities rated below investment grade (junk bonds) involve greater risk of default or downgrade and are generally more volatile than investment grade securities because the prospect for repayment of principal and interest of many of these securities is speculative. Because these securities typically offer a higher rate of return to compensate for these risks, they are sometimes referred to as "high yield bonds," but there is no guarantee that an investment in these securities will result in a high rate of return.

Small and Medium Capitalization Risk — Small and medium capitalization companies may be more vulnerable to adverse business or economic events than larger, more established companies. In particular, small and medium capitalization companies may have limited product lines, markets and financial resources and may depend upon a relatively small management group. Therefore, small and medium capitalization stocks may be more volatile than those of larger companies. Small and medium capitalization stocks may be traded over-the-counter (OTC). OTC stocks may trade less frequently and in smaller volume than exchange listed stocks and may have more price volatility than that of exchange-listed stocks.

Large Capitalization Risk — The risk that larger, more established companies may be unable to respond quickly to new competitive challenges such as changes in technology and consumer tastes. Larger companies also may not be able to attain the high growth rates of successful smaller companies.

Real Estate Industry Risk — Securities of companies principally engaged in the real estate industry may be subject to the risks associated with the direct ownership of real estate. Risks commonly associated with the direct ownership of real estate include fluctuations in the value of underlying properties, defaults by borrowers or tenants, changes in interest rates and risks related to general or local economic conditions.

Foreign Investment/Emerging Markets Risk — The risk that non-U.S. securities may be subject to additional risks due to, among other things, political, social and economic developments abroad, currency movements, and different legal, regulatory, tax, accounting and audit environments. These additional risks may be heightened with respect to emerging market countries because political turmoil and rapid changes in economic conditions are more likely to occur in these countries. Investments in emerging markets are subject to the added risk that information in emerging market investments may be unreliable or outdated due to differences in regulatory, accounting or auditing and financial record keeping standards, or because less information about emerging market investments is publicly available. In addition, the rights and remedies associated with emerging market investments may be different than investments in developed markets. A lack of reliable information, rights and remedies increase the risks of investing in emerging markets in comparison to more developed markets. In addition, periodic U.S. Government restrictions on investments in issuers from certain foreign countries may require the Fund or an Underlying SEI Fund to sell such investments at inopportune times, which could result in losses to the Fund or an Underlying SEI Fund.

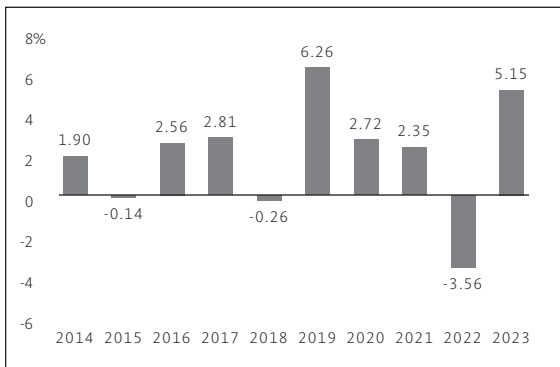
Currency Risk — As a result of the Fund's and certain Underlying SEI Funds' investments in securities or other investments denominated in, and/or receiving revenues in, foreign currencies, the Fund will be subject to currency risk. Currency risk is the risk that foreign currencies will decline in value relative to the U.S. dollar or, in the case of hedging positions, that the U.S. dollar will decline in value relative to the currency hedged. In either event, the dollar value of an investment in the Fund or an Underlying SEI Fund would be adversely affected. Currency exchange rates may fluctuate in response to, among other things, changes in interest rates, intervention (or failure to intervene) by U.S. or foreign governments, central banks or supranational entities, or by the imposition of currency controls or other political developments in the United States or abroad.

Exchange-Traded Products Risk — The risks of owning interests of an ETP, such as an ETF or exchange-traded commodity pool, generally reflect the same risks as owning the underlying securities or other instruments that the ETP is designed to track. The shares of certain ETPs may trade at a premium or discount to their intrinsic value (*i.e.*, the market value may differ from the net asset value of an ETP's shares). For example, supply and demand for shares of an ETF or market disruptions may cause the market price of the ETF to deviate from the value of the ETF's investments, which may be emphasized in less liquid markets. By investing in an ETP, the Fund or an Underlying SEI Fund indirectly bears the proportionate share of any fees and expenses of the ETP in addition to the fees and expenses that the Fund and its shareholders directly bear in connection with the Fund's operations. Because certain ETPs may have a significant portion of their assets exposed directly or indirectly to commodities or commodity-linked securities, developments affecting commodities may have a disproportionate impact on such ETPs and may subject the ETPs to greater volatility than investments in traditional securities.

Investing in the Fund involves risk, and there is no guarantee that the Fund will achieve its investment goal. You could lose money on your investment in the Fund, just as you could with other investments. An investment in the Fund is not a deposit of a bank and is not insured or guaranteed by the Federal Deposit Insurance Corporation or any other government agency.

Performance Information

The bar chart and the performance table below provide some indication of the risks of investing in the Fund by showing changes in the Fund's performance from year to year for the past ten calendar years and by showing how the Fund's average annual returns for 1, 5 and 10 years, and since the Fund's inception, compared with those of a broad measure of market performance. The Fund's past performance (before and after taxes) is not necessarily an indication of how the Fund will perform in the future. For current performance information, please call 1-800-DIAL-SEI.



Best Quarter: 3.24% (12/31/2023)

Worst Quarter: -2.70% (3/31/2020)

The Fund's Class F total return (pre-tax) from January 1, 2024 to June 30, 2024 was 2.57%.

Average Annual Total Returns (for the periods ended December 31, 2023)

This table compares the Fund's average annual total returns for Class F Shares to those of a broad-based index and the Fund's current and prior additional benchmark indexes. The Fund's additional indexes changed from the Standard & Poor's 500 Composite Stock Price Index (S&P 500 Index) and the ICE BofA U.S. 3-Month Treasury Bill Index to a blended benchmark (the "Blended Benchmark"), consisting of the Bloomberg 1-3 Year Government/Credit Index (70%), the Bloomberg 1-3 Month Treasury Bill Index (20%), the Russell 3000 Index (5%) and the MSCI ACWI ex-USA Index (5%) because the Adviser believes the Blended Benchmark better reflects the Fund's investment strategy. The foregoing indexes, when considered together, may provide investors with a useful comparison of the Fund's overall performance.

After-tax returns are calculated using the historical highest individual federal marginal income tax rates and do not reflect the impact of state and local taxes. Your actual after-tax returns will depend on your tax situation and may differ from those shown. After-tax returns shown are not relevant to investors who hold their Fund shares through tax-deferred arrangements, such as 401(k) plans or individual retirement accounts.

Defensive Strategy Fund — Class F	1 Year	5 Years	10 Years	Since Inception (11/17/2003)
Return Before Taxes	5.15%	2.53%	1.94%	2.18%
Return After Taxes on Distributions	3.70%	1.39%	1.07%	1.28%
Return After Taxes on Distributions and Sale of Fund Shares	3.08%	1.51%	1.14%	1.35%
Bloomberg U.S. Aggregate Bond Index Return (reflects no deduction for fees, expenses or taxes)	5.53%	1.10%	1.81%	3.17%
S&P 500 Index Return (reflects no deduction for fees, expenses or taxes)	26.29%	15.69%	12.03%	9.98%
ICE BofA U.S. 3-Month Treasury Bill Index Return (reflects no deduction for fees, expenses or taxes)	5.01%	1.88%	1.25%	1.46%
Blended Benchmark Return (reflects no deduction for fees, expenses or taxes)	6.34%	2.66%	1.99%	2.66%

Management

Investment Adviser and Portfolio Managers. SEI Investments Management Corporation

Portfolio Manager	Experience with Fund	Title with Adviser
Bryan Hoffman, CFA	Since 2016	Portfolio Manager
Ryan Marcante, CFA	Since 2017	Portfolio Manager

For important information about the Purchase and Sale of Fund Shares, Tax Information and Payments to Broker-Dealers and Other Financial Intermediaries, please turn to page 84 of this prospectus.

DEFENSIVE STRATEGY ALLOCATION FUND

Fund Summary

Investment Goal

Generate investment income while providing opportunity for capital appreciation.

Fees and Expenses

This table describes the fees and expenses that you may pay if you buy, hold, and sell Fund shares. **You may pay other fees, such as brokerage commissions and other fees to financial intermediaries, which are not reflected in this table and examples below.**

ANNUAL FUND OPERATING EXPENSES

(expenses that you pay each year as a percentage of the value of your investment)	Class F Shares
Management Fees	0.10%
Distribution (12b-1) Fees	None
Other Expenses	0.55%
Acquired Fund Fees and Expenses (AFFE)	0.28%
Total Annual Fund Operating Expenses	0.93%[†]

[†] Because the Defensive Strategy Allocation Fund (Fund) incurred AFFE during the most recent fiscal year, the operating expenses in this fee table will not correlate to the expense ratio in the Fund's financial statements (or the "Financial Highlights" section in the prospectus) because the financial statements include only the direct operating expenses incurred by the Fund, not the indirect costs of investing in underlying funds.

EXAMPLE

This Example is intended to help you compare the cost of investing in the Fund with the cost of investing in other mutual funds. The Example assumes that you invest \$10,000 in the Fund for the time periods indicated and then redeem or hold all of your shares at the end of those periods. The Example also assumes that your investment has a 5% return each year and that the Fund's operating expenses remain the same. Although your actual costs may be higher or lower, based on these assumptions your costs would be:

	1 Year	3 Years	5 Years	10 Years
Defensive Strategy Allocation Fund — Class F Shares	\$95	\$296	\$515	\$1,143

PORTFOLIO TURNOVER

The Fund pays transaction costs, such as commissions, when it buys and sells securities (or "turns over" its portfolio). A higher portfolio turnover rate may indicate higher transaction costs and may result in higher taxes when Fund shares are held in a taxable account. These costs, which are not reflected in annual Fund operating expenses or in the Example, affect the Fund's performance. During the most recent fiscal year, the Fund's portfolio turnover rate was 15% of the average value of its portfolio.

Principal Investment Strategies

GoalLink Strategy Component

The Fund is designed to be one component of a broader strategy (GoalLink Strategy) employed by SEI Investments Management Corporation (SIMC or the Adviser), in which shareholders allocate their overall investment portfolio among investments in the Fund as well as one or more SEI funds that invest primarily in municipal bonds (Muni Bond Funds). The allocation between the Fund and the Muni Bond Funds is based on models developed by SIMC and selected by the shareholder (in consultation with his or her investment adviser). Accordingly, the Fund is not recommended for persons who do not participate in the GoalLink Strategy.

Investment Strategy

Under normal circumstances, the Fund will seek to generate investment income while providing opportunity for capital appreciation. The Fund invests in other SEI funds (which may include exchange-traded funds (ETFs)), each of which has its own investment goal (the Underlying SEI Funds), that form the non-Underlying Muni Bond Fund component of the GoalLink Strategy. The Underlying SEI Funds invest, in turn, in securities and other instruments of various asset classes. Each of the Underlying SEI Funds is managed by one or more sub-advisers (each, a Sub-Adviser and collectively, the Sub-Advisers) under the supervision of SIMC, or, in certain circumstances, is managed directly by SIMC.

The Fund's assets may be diversified across Underlying SEI bond and money market funds, equity funds and real estate funds. The bond funds may consist of a wide range of investment styles that provide exposure to U.S. and/or foreign fixed income securities of varying credit quality (including junk bonds), maturity and duration. The equity funds may consist of a wide range of investment styles that provide investment exposure to U.S. and/or foreign equity securities of companies of various capitalization ranges. The real estate funds provide exposure to the equity securities of real estate companies.

The Fund's assets are allocated among a variety of Underlying SEI Funds within the following percentage ranges:

Underlying SEI Fund Type	Investment Range (Percentage of the Fund's Assets)
Investment Grade Bond & Money Market Funds	0-100%
U.S. Equity Funds	0-100%
Non-Investment Grade Bond Funds	0-60%
Real Estate Funds	0-40%
International Equity Funds	0-30%

Principal Risks

The success of the Fund's investment strategy depends on SIMC's allocation of assets among the Underlying SEI Funds. In managing the Fund, SIMC may be incorrect in assessing market trends or the value or growth capability of particular asset classes. In addition, the methodology by which SIMC allocates the Fund's assets among the Underlying SEI Funds may not achieve desired results and may cause the Fund to lose money or underperform other comparable mutual funds.

The Underlying SEI Funds may apply any of a variety of investment strategies and may invest in a broad range of asset classes, securities and other investments to attempt to achieve their designated investment goals. The principal risks of the Fund's investments in the Underlying SEI Funds are set forth below.

Fixed Income Market Risk — The prices of fixed income securities respond to economic developments, particularly interest rate changes, as well as to perceptions about the creditworthiness of individual issuers, including governments and their agencies. Generally, an Underlying SEI Fund's fixed income securities will decrease in value if interest rates rise and vice versa. In a low interest rate environment, risks associated with rising rates are heightened. Declines in dealer market-making capacity as a result of structural or regulatory changes could decrease liquidity and/or increase volatility in the fixed income markets. Markets for fixed income securities may decline significantly in response to adverse issuer, political, regulatory, market, economic or other developments that may cause broad changes in market value, public perceptions concerning these developments, and adverse investor sentiment or publicity. Similarly, environmental and public health risks, such as natural disasters or epidemics, or widespread fear that such events may occur, may impact markets adversely and cause market volatility in both the short- and long-term. In response to these events, the Underlying SEI Fund's and, in turn, the Fund's value may fluctuate and/or the Underlying SEI Fund and the Fund may experience increased redemptions from shareholders, which may impact the Underlying SEI Fund's and the Fund's liquidity or force the Underlying SEI Fund and the Fund to sell securities into a declining or illiquid market.

Equity Market Risk — The risk that the market value of a security may move up and down, sometimes rapidly and unpredictably. Market risk may affect a single issuer, an industry, a sector or the equity or bond market as a whole. Equity markets may decline significantly in response to adverse issuer, political, regulatory, market, economic or other developments that may cause broad changes in market value, public perceptions concerning these developments, and adverse investor sentiment or publicity. Similarly, environmental and public health risks, such as natural disasters or epidemics, or widespread fear that such events may occur, may impact markets adversely and cause market volatility in both the short- and long-term.

Strategy Risk — The Fund is intended to be used only as a part of the GoalLink Strategy and is not designed as a stand-alone investment. The overall investment risk to a shareholder is significantly different when not combined with recommended investments in SEI funds that invest primarily in municipal bonds as part of a GoalLink Strategy.

Taxation Risk — The Fund is managed to minimize tax consequences to investors, but will likely earn taxable income and gains from time to time.

Investment Company Risk — When the Fund or an Underlying SEI Fund invests in an investment company, in addition to directly bearing the expenses associated with its own operations, it will bear a pro rata portion of the investment company's expenses. In addition, while the risks of owning shares of an investment company generally reflect the risks of owning the underlying investments of the investment company, the Fund may be subject to additional or different risks than if the Fund or an Underlying SEI Fund had invested directly in the underlying investments.

Asset Allocation Risk — The risk that SIMC's decisions regarding asset classes and Underlying SEI Funds will not anticipate market trends successfully.

U.S. Government Securities Risk — Although U.S. Government securities are considered to be among the safest investments, they are still subject to the credit risk of the U.S. Government and are not guaranteed against

price movements due to changing interest rates. Obligations issued by some U.S. Government agencies are backed by the U.S. Treasury, while others are backed solely by the ability of the agency to borrow from the U.S. Treasury or by the agency's own resources. No assurance can be given that the U.S. Government will provide financial support to its agencies and instrumentalities if it is not obligated by law to do so.

Interest Rate Risk — The risk that a change in interest rates will cause a fall in the value of fixed income securities, including U.S. Government securities, in which the Underlying SEI Funds invest. Generally, the value of the Underlying SEI Funds' fixed income securities will vary inversely with the direction of prevailing interest rates. Changing interest rates may have unpredictable effects on the markets and may affect the value and liquidity of instruments held by an Underlying SEI Fund. Although U.S. Government securities are considered to be among the safest investments, they are not guaranteed against price movements due to changing interest rates.

Small and Medium Capitalization Risk — Small and medium capitalization companies may be more vulnerable to adverse business or economic events than larger, more established companies. In particular, small and medium capitalization companies may have limited product lines, markets and financial resources and may depend upon a relatively small management group. Therefore, small and medium capitalization stocks may be more volatile than those of larger companies. Small and medium capitalization stocks may be traded over-the-counter (OTC). OTC stocks may trade less frequently and in smaller volume than exchange listed stocks and may have more price volatility than that of exchange-listed stocks.

Below Investment Grade Securities (Junk Bonds) Risk — Fixed income securities rated below investment grade (junk bonds) involve greater risk of default or downgrade and are generally more volatile than investment grade securities because the prospect for repayment of principal and interest of many of these securities is speculative. Because these securities typically offer a higher rate of return to compensate for these risks, they are sometimes referred to as "high yield bonds," but there is no guarantee that an investment in these securities will result in a high rate of return.

Large Capitalization Risk — The risk that larger, more established companies may be unable to respond quickly to new competitive challenges such as changes in technology and consumer tastes. Larger companies also may not be able to attain the high growth rates of successful smaller companies.

Real Estate Industry Risk — Securities of companies principally engaged in the real estate industry may be subject to the risks associated with the direct ownership of real estate. Risks commonly associated with the direct ownership of real estate include fluctuations in the value of underlying properties, defaults by borrowers or tenants, changes in interest rates and risks related to general or local economic conditions.

Foreign Investment/Emerging Markets Risk — The risk that non-U.S. securities may be subject to additional risks due to, among other things, political, social and economic developments abroad, currency movements, and different legal, regulatory, tax, accounting and audit environments. These additional risks may be heightened with respect to emerging market countries because political turmoil and rapid changes in economic conditions are more likely to occur in these countries. Investments in emerging markets are subject to the added risk that information in emerging market investments may be unreliable or outdated due to differences in regulatory, accounting or auditing and financial record keeping standards, or because less information about emerging market investments is publicly available. In addition, the rights and remedies associated with emerging market investments may be different than investments in developed markets. A lack of reliable information, rights and remedies increase the risks of investing in emerging markets in

comparison to more developed markets. In addition, periodic U.S. Government restrictions on investments in issuers from certain foreign countries may require the Fund or an Underlying SEI Fund to sell such investments at inopportune times, which could result in losses to the Fund or an Underlying SEI Fund.

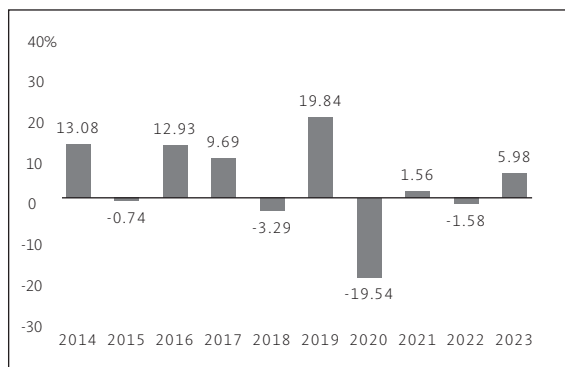
Short Sales Risk — A short sale involves the sale of a security that an Underlying SEI Fund does not own in the expectation of purchasing the same security (or a security exchangeable therefore) at a later date at a lower price. Short sales entered into by an Underlying SEI Fund expose the Fund to the risk that the Underlying SEI Fund will be required to buy a security sold short (also known as “covering” the short position) at a time when the security has appreciated in value, thus resulting in a loss to the Underlying SEI Fund and, therefore, the Fund, that is potentially unlimited. Reinvesting proceeds received from short selling may create leverage, which can amplify the effects of market volatility on the share price of an Underlying SEI Fund and, therefore, the Fund. Investment in short sales may also cause an Underlying SEI Fund to incur expenses related to borrowing securities. In addition, shorting a future contract may require posting only a margin that may amount to less than the notional exposure of the contract. Such a practice may exacerbate the loss in a case of adverse price action.

Exchange-Traded Products (ETPs) Risk — The risks of owning interests of an ETP, such as an ETF or exchange-traded commodity pool, generally reflect the same risks as owning the underlying securities or other instruments that the ETP is designed to track. The shares of certain ETPs may trade at a premium or discount to their intrinsic value (*i.e.*, the market value may differ from the net asset value of an ETP’s shares). For example, supply and demand for shares of an ETF or market disruptions may cause the market price of the ETF to deviate from the value of the ETF’s investments, which may be emphasized in less liquid markets. By investing in an ETP, the Fund or an Underlying SEI Fund indirectly bears the proportionate share of any fees and expenses of the ETP in addition to the fees and expenses that the Fund and its shareholders directly bear in connection with the Fund’s operations. Because certain ETPs may have a significant portion of their assets exposed directly or indirectly to commodities or commodity-linked securities, developments affecting commodities may have a disproportionate impact on such ETPs and may subject the ETPs to greater volatility than investments in traditional securities.

Investing in the Fund involves risk, and there is no guarantee that the Fund will achieve its investment goal. You could lose money on your investment in the Fund, just as you could with other investments. An investment in the Fund is not a deposit of a bank and is not insured or guaranteed by the Federal Deposit Insurance Corporation or any other government agency.

Performance Information

The bar chart and the performance table below provide some indication of the risks of investing in the Fund by showing changes in the Fund’s performance from year to year for the past ten calendar years and by showing how the Fund’s average annual returns for 1, 5 and 10 years, and since the Fund’s inception, compared with those of a broad measure of market performance. The Fund’s past performance (before and after taxes) is not necessarily an indication of how the Fund will perform in the future. For current performance information, please call 1-800-DIAL-SEI.



Best Quarter: 10.12% (3/31/2019)

Worst Quarter: -22.83% (3/31/2020)

The Fund's Class F total return (pre-tax) from January 1, 2024 to June 30, 2024 was 2.38%.

Average Annual Total Returns (for the periods ended December 31, 2023)

This table compares the Fund's average annual total returns for Class F Shares to those of a broad-based index and the Fund's current and prior additional benchmark indexes. The Fund's additional index changed from the Bloomberg U.S. Aggregate Bond Index to a blended benchmark (the "Blended Benchmark"), consisting of the ICE BofA US 3-Month Treasury Bill Index (USD) (80%) and the ICE BofA US High Yield Constrained Index (USD) (20%) because the Adviser believes the Blended Benchmark better reflects the Fund's investment strategy. The foregoing indexes, when considered together, may provide investors with a useful comparison of the Fund's overall performance.

After-tax returns are calculated using the historical highest individual federal marginal income tax rates and do not reflect the impact of state and local taxes. Your actual after-tax returns will depend on your tax situation and may differ from those shown. After-tax returns shown are not relevant to investors who hold their Fund shares through tax-deferred arrangements, such as 401(k) plans or individual retirement accounts. In some cases, the Fund's return after taxes may exceed the Fund's return before taxes due to an assumed tax benefit from any losses on a sale of Fund shares at the end of the measurement period.

Defensive Strategy Allocation Fund — Class F	1 Year	5 Years	10 Years	Since Inception (11/17/2003)
Return Before Taxes	5.98%	0.42%	3.22%	5.17%
Return After Taxes on Distributions	3.36%	-0.91%	1.43%	3.44%
Return After Taxes on Distributions and Sale of Fund Shares	3.50%	-0.17%	1.91%	3.51%
S&P 500 Index Return (reflects no deduction for fees, expenses or taxes)	26.29%	15.69%	12.03%	9.98%
Bloomberg U.S. Aggregate Bond Index Return (reflects no deduction for fees, expenses or taxes)	5.53%	1.10%	1.81%	3.17%
Blended Benchmark Return (reflects no deduction for fees, expenses or taxes)	6.70%	2.61%	1.94%	2.54%

Management

Investment Adviser and Portfolio Managers. SEI Investments Management Corporation

Portfolio Manager	Experience with Fund	Title with Adviser
Bryan Hoffman, CFA	Since 2016	Portfolio Manager
Ryan Marcante, CFA	Since 2017	Portfolio Manager

For important information about the Purchase and Sale of Fund Shares, Tax Information and Payments to Broker-Dealers and Other Financial Intermediaries, please turn to page 84 of this prospectus.

CONSERVATIVE STRATEGY FUND

Fund Summary

Investment Goal

Manage risk of loss while providing the opportunity for modest capital appreciation.

Fees and Expenses

This table describes the fees and expenses that you may pay if you buy, hold, and sell Fund shares. **You may pay other fees, such as brokerage commissions and other fees to financial intermediaries, which are not reflected in this table and examples below.**

ANNUAL FUND OPERATING EXPENSES

(expenses that you pay each year as a percentage of the value of your investment)

	Class F Shares
Management Fees	0.10%
Distribution (12b-1) Fees	None
Other Expenses	0.55%
Acquired Fund Fees and Expenses (AFFE)	0.55%
Total Annual Fund Operating Expenses	1.20%[†]

[†] Because the Conservative Strategy Fund (Fund) incurred AFFE during the most recent fiscal year, the operating expenses in this fee table will not correlate to the expense ratio in the Fund's financial statements (or the "Financial Highlights" section in the prospectus) because the financial statements include only the direct operating expenses incurred by the Fund, not the indirect costs of investing in underlying funds.

EXAMPLE

This Example is intended to help you compare the cost of investing in the Fund with the cost of investing in other mutual funds. The Example assumes that you invest \$10,000 in the Fund for the time periods indicated and then redeem or hold all of your shares at the end of those periods. The Example also assumes that your investment has a 5% return each year and that the Fund's operating expenses remain the same. Although your actual costs may be higher or lower, based on these assumptions your costs would be:

	1 Year	3 Years	5 Years	10 Years
Conservative Strategy Fund — Class F Shares	\$122	\$381	\$660	\$1,455

PORTFOLIO TURNOVER

The Fund pays transaction costs, such as commissions, when it buys and sells securities (or "turns over" its portfolio). A higher portfolio turnover rate may indicate higher transaction costs and may result in higher taxes when Fund shares are held in a taxable account. These costs, which are not reflected in annual Fund operating expenses or in the Example, affect the Fund's performance. During the most recent fiscal year, the Fund's portfolio turnover rate was 17% of the average value of its portfolio.

Principal Investment Strategies

Under normal circumstances, the Fund will seek to manage risk of loss while providing the opportunity for modest capital appreciation. Managing the risk of loss does not mean preventing losses, but rather managing the Fund in a manner intended to limit the level of losses that the Fund could incur over any particular period. The Fund predominantly invests in other SEI funds (including exchange-traded funds (ETFs)), each of which has its own investment goal (the Underlying SEI Funds). The Underlying SEI Funds invest, in turn, in securities and other instruments of various asset classes. Each of the Underlying SEI Funds is managed by one or more sub-advisers (each, a Sub-Adviser and collectively, the Sub-Advisers) under the supervision of SEI Investments Management Corporation (SIMC or the Adviser), or, in certain circumstances, is managed directly by SIMC.

The Fund's assets may be diversified across Underlying SEI bond and money market funds, equity funds, real estate funds and multi-asset funds. The bond funds may consist of a wide range of investment styles that provide exposure to U.S. and/or foreign fixed income securities of varying credit quality (including junk bonds), maturity and duration. The equity funds may consist of a wide range of investment styles that provide investment exposure to U.S. and/or foreign equity securities of companies of various capitalization ranges. The real estate funds provide exposure to the equity securities of real estate companies. The multi-asset funds consist of funds that seek to achieve their investment goals by selecting investments from among a broad range of asset classes. A multi-asset fund may also adjust its allocation among asset classes over short periods of time, and therefore it may provide the Fund with a dynamic investment component. Although a multi-asset fund could consist of equity securities, bonds or real estate securities, it may also provide exposure to additional asset classes, such as commodities.

The Fund's assets are allocated among a variety of Underlying SEI Funds within the following percentage ranges:

Underlying SEI Fund Type	Investment Range (Percentage of the Fund's Assets)
Investment Grade Bond & Money Market Funds	25-100%
Multi-Asset Investment Funds	0-60%
U.S. Equity Funds	0-40%
Non-Investment Grade Bond Funds	0-35%
Real Estate Funds	0-25%
International Equity Funds	0-20%

Principal Risks

The success of the Fund's investment strategy depends on SIMC's allocation of assets among the Underlying SEI Funds and its selection of exchange-traded products (ETPs) in which to invest that portion of the Fund's assets not allocated to the Underlying SEI Funds. In managing the Fund, SIMC may be incorrect in assessing market trends or the value or growth capability of particular asset classes or other investments. In addition, the methodology by which SIMC allocates the Fund's assets among the Underlying SEI Funds and other investments may not achieve desired results and may cause the Fund to lose money or underperform other comparable mutual funds.

The Underlying SEI Funds and ETPs in which the Fund invests may apply any of a variety of investment strategies and may invest in a broad range of asset classes, securities and other investments to attempt to achieve their designated investment goals. The principal risks of the Fund as a result of its investments in the Underlying SEI Funds and ETPs or other investments are set forth below.

Fixed Income Market Risk — The prices of fixed income securities respond to economic developments, particularly interest rate changes, as well as to perceptions about the creditworthiness of individual issuers, including governments and their agencies. Generally, an Underlying SEI Fund's fixed income securities will decrease in value if interest rates rise and vice versa. In a low interest rate environment, risks associated with rising rates are heightened. Declines in dealer market-making capacity as a result of structural or regulatory changes could decrease liquidity and/or increase volatility in the fixed income markets. Markets for fixed income securities may decline significantly in response to adverse issuer, political, regulatory, market, economic or other developments that may cause broad changes in market value, public perceptions concerning these developments, and adverse investor sentiment or publicity. Similarly, environmental and public health risks, such as natural disasters or epidemics, or widespread fear that such events may occur, may impact markets adversely and cause market volatility in both the short- and long-term. In response to these events, the Underlying SEI Fund's and, in turn, the Fund's value may fluctuate and/or the Underlying SEI Fund and the Fund may experience increased redemptions from shareholders, which may impact the Underlying SEI Fund's and the Fund's liquidity or force the Underlying SEI Fund and the Fund to sell securities into a declining or illiquid market.

Equity Market Risk — The risk that the market value of a security may move up and down, sometimes rapidly and unpredictably. Market risk may affect a single issuer, an industry, a sector or the equity or bond market as a whole. Equity markets may decline significantly in response to adverse issuer, political, regulatory, market, economic or other developments that may cause broad changes in market value, public perceptions concerning these developments, and adverse investor sentiment or publicity. Similarly, environmental and public health risks, such as natural disasters or epidemics, or widespread fear that such events may occur, may impact markets adversely and cause market volatility in both the short- and long-term.

Investment Company Risk — When the Fund or an Underlying SEI Fund invests in an investment company, in addition to directly bearing the expenses associated with its own operations, it will bear a pro rata portion of the investment company's expenses. In addition, while the risks of owning shares of an investment company generally reflect the risks of owning the underlying investments of the investment company, the Fund may be subject to additional or different risks than if the Fund or an Underlying SEI Fund had invested directly in the underlying investments.

Asset Allocation Risk — The risk that SIMC's decisions regarding asset classes and Underlying SEI Funds will not anticipate market trends successfully.

U.S. Government Securities Risk — Although U.S. Government securities are considered to be among the safest investments, they are still subject to the credit risk of the U.S. Government and are not guaranteed against price movements due to changing interest rates. Obligations issued by some U.S. Government agencies are backed by the U.S. Treasury, while others are backed solely by the ability of the agency to borrow from the U.S. Treasury or by the agency's own resources. No assurance can be given that the U.S. Government will provide financial support to its agencies and instrumentalities if it is not obligated by law to do so.

Interest Rate Risk — The risk that a change in interest rates will cause a fall in the value of fixed income securities, including U.S. Government securities, in which the Underlying SEI Funds invest. Generally, the

value of the Underlying SEI Funds' fixed income securities will vary inversely with the direction of prevailing interest rates. Changing interest rates may have unpredictable effects on the markets and may affect the value and liquidity of instruments held by an Underlying SEI Fund. Although U.S. Government securities are considered to be among the safest investments, they are not guaranteed against price movements due to changing interest rates.

Commodity Investments Risk — Certain Underlying SEI Funds may invest a portion of their assets in a wholly owned subsidiary that is not registered under the Investment Company Act of 1940, as amended, and invests directly in commodities and commodity-related instruments. Other Underlying SEI Funds may have indirect exposure to commodities by investing in commodity-related instruments. Commodity investments and derivatives may be more volatile and less liquid than direct investments in the underlying commodities themselves. Commodity-related equity returns can also be affected by the issuer's financial structure or the performance of unrelated businesses. The value of a commodity investment or a derivative investment in commodities is typically based upon the price movements of a physical commodity, a commodity futures contract or commodity index or some other readily measurable economic variable that is dependent upon changes in the value of commodities or the commodities markets. The value of these securities will rise or fall in response to changes in the underlying commodity or related benchmark or investment, changes in interest rates, or factors affecting a particular industry or commodity, such as natural disasters, weather and U.S. and international economic, political and regulatory developments.

Short Sales Risk — A short sale involves the sale of a security that an Underlying SEI Fund does not own in the expectation of purchasing the same security (or a security exchangeable therefore) at a later date at a lower price. Short sales entered into by an Underlying SEI Fund expose the Fund to the risk that the Underlying SEI Fund will be required to buy a security sold short (also known as "covering" the short position) at a time when the security has appreciated in value, thus resulting in a loss to the Underlying SEI Fund and, therefore, the Fund, that is potentially unlimited. Reinvesting proceeds received from short selling may create leverage, which can amplify the effects of market volatility on the share price of an Underlying SEI Fund and, therefore, the Fund. Investment in short sales may also cause an Underlying SEI Fund to incur expenses related to borrowing securities. In addition, shorting a future contract may require posting only a margin that may amount to less than the notional exposure of the contract. Such a practice may exacerbate the loss in a case of adverse price action.

Small and Medium Capitalization Risk — Small and medium capitalization companies may be more vulnerable to adverse business or economic events than larger, more established companies. In particular, small and medium capitalization companies may have limited product lines, markets and financial resources and may depend upon a relatively small management group. Therefore, small and medium capitalization stocks may be more volatile than those of larger companies. Small and medium capitalization stocks may be traded over-the-counter (OTC). OTC stocks may trade less frequently and in smaller volume than exchange listed stocks and may have more price volatility than that of exchange-listed stocks.

Large Capitalization Risk — The risk that larger, more established companies may be unable to respond quickly to new competitive challenges such as changes in technology and consumer tastes. Larger companies also may not be able to attain the high growth rates of successful smaller companies.

Below Investment Grade Securities (Junk Bonds) Risk — Fixed income securities rated below investment grade (junk bonds) involve greater risk of default or downgrade and are generally more volatile than investment grade securities because the prospect for repayment of principal and interest of many of these securities is speculative. Because these securities typically offer a higher rate of return to compensate for these risks,

they are sometimes referred to as “high yield bonds,” but there is no guarantee that an investment in these securities will result in a high rate of return.

Real Estate Industry Risk — Securities of companies principally engaged in the real estate industry may be subject to the risks associated with the direct ownership of real estate. Risks commonly associated with the direct ownership of real estate include fluctuations in the value of underlying properties, defaults by borrowers or tenants, changes in interest rates and risks related to general or local economic conditions.

Foreign Investment/Emerging Markets Risk — The risk that non-U.S. securities may be subject to additional risks due to, among other things, political, social and economic developments abroad, currency movements, and different legal, regulatory, tax, accounting and audit environments. These additional risks may be heightened with respect to emerging market countries because political turmoil and rapid changes in economic conditions are more likely to occur in these countries. Investments in emerging markets are subject to the added risk that information in emerging market investments may be unreliable or outdated due to differences in regulatory, accounting or auditing and financial record keeping standards, or because less information about emerging market investments is publicly available. In addition, the rights and remedies associated with emerging market investments may be different than investments in developed markets. A lack of reliable information, rights and remedies increase the risks of investing in emerging markets in comparison to more developed markets. In addition, periodic U.S. Government restrictions on investments in issuers from certain foreign countries may require the Fund or an Underlying SEI Fund to sell such investments at inopportune times, which could result in losses to the Fund or an Underlying SEI Fund.

Currency Risk — As a result of the Fund’s and certain Underlying SEI Funds’ investments in securities or other investments denominated in, and/or receiving revenues in, foreign currencies, the Fund will be subject to currency risk. Currency risk is the risk that foreign currencies will decline in value relative to the U.S. dollar or, in the case of hedging positions, that the U.S. dollar will decline in value relative to the currency hedged. In either event, the dollar value of an investment in the Fund or an Underlying SEI Fund would be adversely affected. Currency exchange rates may fluctuate in response to, among other things, changes in interest rates, intervention (or failure to intervene) by U.S. or foreign governments, central banks or supranational entities, or by the imposition of currency controls or other political developments in the United States or abroad.

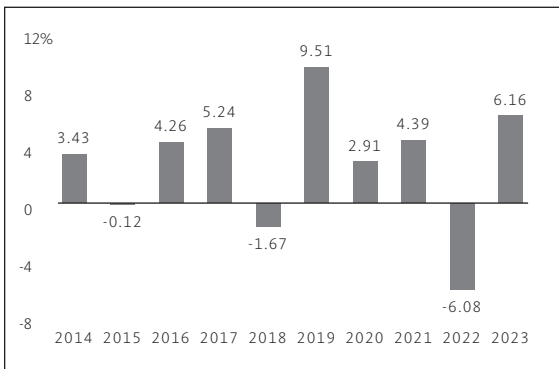
Exchange-Traded Products Risk — The risks of owning interests of an ETP, such as an ETF or exchange-traded commodity pool, generally reflect the same risks as owning the underlying securities or other instruments that the ETP is designed to track. The shares of certain ETPs may trade at a premium or discount to their intrinsic value (*i.e.*, the market value may differ from the net asset value of an ETP’s shares). For example, supply and demand for shares of an ETF or market disruptions may cause the market price of the ETF to deviate from the value of the ETF’s investments, which may be emphasized in less liquid markets. By investing in an ETP, the Fund or an Underlying SEI Fund indirectly bears the proportionate share of any fees and expenses of the ETP in addition to the fees and expenses that the Fund and its shareholders directly bear in connection with the Fund’s operations. Because certain ETPs may have a significant portion of their assets exposed directly or indirectly to commodities or commodity-linked securities, developments affecting commodities may have a disproportionate impact on such ETPs and may subject the ETPs to greater volatility than investments in traditional securities.

Investing in the Fund involves risk, and there is no guarantee that the Fund will achieve its investment goal. You could lose money on your investment in the Fund, just as you could with other investments. An investment in the

Fund is not a deposit of a bank and is not insured or guaranteed by the Federal Deposit Insurance Corporation or any other government agency.

Performance Information

The bar chart and the performance table below provide some indication of the risks of investing in the Fund by showing changes in the Fund's performance from year to year for the past ten calendar years and by showing how the Fund's average annual returns for 1, 5 and 10 years, and since the Fund's inception, compared with those of a broad measure of market performance. The Fund's past performance (before and after taxes) is not necessarily an indication of how the Fund will perform in the future. For current performance information, please call 1-800-DIAL-SEI.



Best Quarter: 4.98% (6/30/2020)

Worst Quarter: -6.54% (3/31/2020)

The Fund's Class F total return (pre-tax) from January 1, 2024 to June 30, 2024 was 2.91%.

Average Annual Total Returns (for the periods ended December 31, 2023)

This table compares the Fund's average annual total returns for Class F Shares to those of a broad-based index and the Fund's current and prior additional benchmark indexes. The Fund's additional indexes changed from the Standard & Poor's 500 Composite Stock Price Index (S&P 500 Index) and the ICE BofA U.S. 3-Month Treasury Bill Index to a blended benchmark (the "Blended Benchmark"), consisting of the Bloomberg 1-3 Year Government/Credit Index (70%), the Bloomberg U.S. Aggregate Bond Index (10%), the Russell 3000 Index (10%) and the MSCI ACWI ex-USA Index (10%) because the Adviser believes the Blended Benchmark better reflects the Fund's investment strategy. The foregoing indexes, when considered together, may provide investors with a useful comparison of the Fund's overall performance.

After-tax returns are calculated using the historical highest individual federal marginal income tax rates and do not reflect the impact of state and local taxes. Your actual after-tax returns will depend on your tax situation and may differ from those shown. After-tax returns shown are not relevant to investors who hold their Fund shares through tax-deferred arrangements, such as 401(k) plans or individual retirement accounts.

Conservative Strategy Fund — Class F	1 Year	5 Years	10 Years	Since Inception (11/17/2003)
Return Before Taxes	6.16%	3.24%	2.72%	3.08%
Return After Taxes on Distributions	4.66%	1.95%	1.65%	1.99%
Return After Taxes on Distributions and Sale of Fund Shares	3.70%	2.05%	1.70%	2.00%
Bloomberg U.S. Aggregate Bond Index Return (reflects no deduction for fees, expenses or taxes)	5.53%	1.10%	1.81%	3.17%
S&P 500 Index Return (reflects no deduction for fees, expenses or taxes)	26.29%	15.69%	12.03%	9.98%
ICE BofA U.S. 3-Month Treasury Bill Index Return (reflects no deduction for fees, expenses or taxes)	5.01%	1.88%	1.25%	1.46%
Blended Benchmark Return (reflects no deduction for fees, expenses or taxes)	7.94%	3.58%	2.75%	3.59%

Management

Investment Adviser and Portfolio Managers. SEI Investments Management Corporation

Portfolio Manager	Experience with Fund	Title with Adviser
Bryan Hoffman, CFA	Since 2016	Portfolio Manager
Ryan Marcante, CFA	Since 2017	Portfolio Manager

For important information about the Purchase and Sale of Fund Shares, Tax Information and Payments to Broker-Dealers and Other Financial Intermediaries, please turn to page 84 of this prospectus.

CONSERVATIVE STRATEGY ALLOCATION FUND

Fund Summary

Investment Goal

Generate investment income while providing opportunity for capital appreciation.

Fees and Expenses

This table describes the fees and expenses that you may pay if you buy, hold, and sell Fund shares. **You may pay other fees, such as brokerage commissions and other fees to financial intermediaries, which are not reflected in this table and examples below.**

ANNUAL FUND OPERATING EXPENSES

(expenses that you pay each year as a percentage of the value of your investment)

	Class F Shares
Management Fees	0.10%
Distribution (12b-1) Fees	None
Other Expenses	0.55%
Acquired Fund Fees and Expenses (AFFE)	0.59%
Total Annual Fund Operating Expenses	1.24%[†]

[†] Because the Conservative Strategy Allocation Fund (Fund) incurred AFFE during the most recent fiscal year, the operating expenses in this fee table will not correlate to the expense ratio in the Fund's financial statements (or the "Financial Highlights" section in the prospectus) because the financial statements include only the direct operating expenses incurred by the Fund, not the indirect costs of investing in underlying funds.

EXAMPLE

This Example is intended to help you compare the cost of investing in the Fund with the cost of investing in other mutual funds. The Example assumes that you invest \$10,000 in the Fund for the time periods indicated and then redeem or hold all of your shares at the end of those periods. The Example also assumes that your investment has a 5% return each year and that the Fund's operating expenses remain the same. Although your actual costs may be higher or lower, based on these assumptions your costs would be:

	1 Year	3 Years	5 Years	10 Years
Conservative Strategy Allocation Fund — Class F Shares	\$126	\$393	\$681	\$1,500

PORTFOLIO TURNOVER

The Fund pays transaction costs, such as commissions, when it buys and sells securities (or "turns over" its portfolio). A higher portfolio turnover rate may indicate higher transaction costs and may result in higher taxes when Fund shares are held in a taxable account. These costs, which are not reflected in annual Fund operating expenses or in the Example, affect the Fund's performance. During the most recent fiscal year, the Fund's portfolio turnover rate was 16% of the average value of its portfolio.

Principal Investment Strategies

GoalLink Strategy Component

The Fund is designed to be one component of a broader strategy (GoalLink Strategy) employed by SEI Investments Management Corporation (SIMC or the Adviser), in which shareholders allocate their overall investment portfolio among investments in the Fund as well as one or more SEI funds that invest primarily in municipal bonds (Muni Bond Funds). The allocation between the Fund and the Muni Bond Funds is based on models developed by SIMC and selected by the shareholder (in consultation with his or her investment adviser). Accordingly, the Fund is not recommended for persons who do not participate in the GoalLink Strategy.

Investment Strategy

Under normal circumstances, the Fund will seek to generate investment income while providing opportunity for capital appreciation. The Fund invests in other SEI funds (which may include exchange-traded funds (ETFs)), each of which has its own investment goal (the Underlying SEI Funds), that form the non-Underlying Muni Bond Fund component of the GoalLink Strategy. The Underlying SEI Funds invest, in turn, in securities and other instruments of various asset classes. Each of the Underlying SEI Funds is managed by one or more sub-advisers (each, a Sub-Adviser and collectively, the Sub-Advisers) under the supervision of SIMC, or, in certain circumstances, is managed directly by SIMC.

The Fund's assets may be diversified across Underlying SEI equity funds, bond and money market funds, and real estate funds. The equity funds may consist of a wide range of investment styles that provide investment exposure to U.S. and/or foreign equity securities of companies of various capitalization ranges. The bond funds may consist of a wide range of investment styles that provide exposure to U.S. and/or foreign fixed income securities of varying credit quality (including junk bonds), maturity and duration. The real estate funds provide exposure to the equity securities of real estate companies.

The Fund's assets are allocated among a variety of Underlying SEI Funds within the following percentage ranges:

Underlying SEI Fund Type	Investment Range (Percentage of the Fund's Assets)
U.S. Equity Funds	0-100%
Investment Grade Bond & Money Market Funds	0-80%
Non-Investment Grade Bond Funds	0-60%
Real Estate Funds	0-50%
International Equity Funds	0-40%

Principal Risks

The success of the Fund's investment strategy depends on SIMC's allocation of assets among the Underlying SEI Funds. In managing the Fund, SIMC may be incorrect in assessing market trends or the value or growth capability of particular asset classes. In addition, the methodology by which SIMC allocates the Fund's assets among the Underlying SEI Funds may not achieve desired results and may cause the Fund to lose money or underperform other comparable mutual funds.

The Underlying SEI Funds may apply any of a variety of investment strategies and may invest in a broad range of asset classes, securities and other investments to attempt to achieve their designated investment goals. The principal risks of the Fund's investments in the Underlying SEI Funds are set forth below.

Equity Market Risk — The risk that the market value of a security may move up and down, sometimes rapidly and unpredictably. Market risk may affect a single issuer, an industry, a sector or the equity or bond market as a whole. Equity markets may decline significantly in response to adverse issuer, political, regulatory, market, economic or other developments that may cause broad changes in market value, public perceptions concerning these developments, and adverse investor sentiment or publicity. Similarly, environmental and public health risks, such as natural disasters or epidemics, or widespread fear that such events may occur, may impact markets adversely and cause market volatility in both the short- and long-term.

Fixed Income Market Risk — The prices of fixed income securities respond to economic developments, particularly interest rate changes, as well as to perceptions about the creditworthiness of individual issuers, including governments and their agencies. Generally, an Underlying SEI Fund's fixed income securities will decrease in value if interest rates rise and vice versa. In a low interest rate environment, risks associated with rising rates are heightened. Declines in dealer market-making capacity as a result of structural or regulatory changes could decrease liquidity and/or increase volatility in the fixed income markets. Markets for fixed income securities may decline significantly in response to adverse issuer, political, regulatory, market, economic or other developments that may cause broad changes in market value, public perceptions concerning these developments, and adverse investor sentiment or publicity. Similarly, environmental and public health risks, such as natural disasters or epidemics, or widespread fear that such events may occur, may impact markets adversely and cause market volatility in both the short- and long-term. In response to these events, the Underlying SEI Fund's and, in turn, the Fund's value may fluctuate and/or the Underlying SEI Fund and the Fund may experience increased redemptions from shareholders, which may impact the Underlying SEI Fund's and the Fund's liquidity or force the Underlying SEI Fund and the Fund to sell securities into a declining or illiquid market.

Strategy Risk — The Fund is intended to be used only as a part of the GoalLink Strategy and is not designed as a stand-alone investment. The overall investment risk to a shareholder is significantly different when not combined with recommended investments in SEI funds that invest primarily in municipal bonds as part of a GoalLink Strategy.

Taxation Risk — The Fund is managed to minimize tax consequences to investors, but will likely earn taxable income and gains from time to time.

Investment Company Risk — When the Fund or an Underlying SEI Fund invests in an investment company, in addition to directly bearing the expenses associated with its own operations, it will bear a pro rata portion of the investment company's expenses. In addition, while the risks of owning shares of an investment company generally reflect the risks of owning the underlying investments of the investment company, the Fund may be subject to additional or different risks than if the Fund or an Underlying SEI Fund had invested directly in the underlying investments.

Asset Allocation Risk — The risk that SIMC's decisions regarding asset classes and Underlying SEI Funds will not anticipate market trends successfully.

Small and Medium Capitalization Risk — Small and medium capitalization companies may be more vulnerable to adverse business or economic events than larger, more established companies. In particular, small and medium capitalization companies may have limited product lines, markets and financial resources and may

depend upon a relatively small management group. Therefore, small and medium capitalization stocks may be more volatile than those of larger companies. Small and medium capitalization stocks may be traded over-the-counter (OTC). OTC stocks may trade less frequently and in smaller volume than exchange listed stocks and may have more price volatility than that of exchange-listed stocks.

Large Capitalization Risk — The risk that larger, more established companies may be unable to respond quickly to new competitive challenges such as changes in technology and consumer tastes. Larger companies also may not be able to attain the high growth rates of successful smaller companies.

U.S. Government Securities Risk — Although U.S. Government securities are considered to be among the safest investments, they are still subject to the credit risk of the U.S. Government and are not guaranteed against price movements due to changing interest rates. Obligations issued by some U.S. Government agencies are backed by the U.S. Treasury, while others are backed solely by the ability of the agency to borrow from the U.S. Treasury or by the agency's own resources. No assurance can be given that the U.S. Government will provide financial support to its agencies and instrumentalities if it is not obligated by law to do so.

Interest Rate Risk — The risk that a change in interest rates will cause a fall in the value of fixed income securities, including U.S. Government securities, in which the Underlying SEI Funds invest. Generally, the value of the Underlying SEI Funds' fixed income securities will vary inversely with the direction of prevailing interest rates. Changing interest rates may have unpredictable effects on the markets and may affect the value and liquidity of instruments held by an Underlying SEI Fund. Although U.S. Government securities are considered to be among the safest investments, they are not guaranteed against price movements due to changing interest rates.

Below Investment Grade Securities (Junk Bonds) Risk — Fixed income securities rated below investment grade (junk bonds) involve greater risk of default or downgrade and are generally more volatile than investment grade securities because the prospect for repayment of principal and interest of many of these securities is speculative. Because these securities typically offer a higher rate of return to compensate for these risks, they are sometimes referred to as "high yield bonds," but there is no guarantee that an investment in these securities will result in a high rate of return.

Real Estate Industry Risk — Securities of companies principally engaged in the real estate industry may be subject to the risks associated with the direct ownership of real estate. Risks commonly associated with the direct ownership of real estate include fluctuations in the value of underlying properties, defaults by borrowers or tenants, changes in interest rates and risks related to general or local economic conditions.

Foreign Investment/Emerging Markets Risk — The risk that non-U.S. securities may be subject to additional risks due to, among other things, political, social and economic developments abroad, currency movements, and different legal, regulatory, tax, accounting and audit environments. These additional risks may be heightened with respect to emerging market countries because political turmoil and rapid changes in economic conditions are more likely to occur in these countries. Investments in emerging markets are subject to the added risk that information in emerging market investments may be unreliable or outdated due to differences in regulatory, accounting or auditing and financial record keeping standards, or because less information about emerging market investments is publicly available. In addition, the rights and remedies associated with emerging market investments may be different than investments in developed markets. A lack of reliable information, rights and remedies increase the risks of investing in emerging markets in

comparison to more developed markets. In addition, periodic U.S. Government restrictions on investments in issuers from certain foreign countries may require the Fund or an Underlying SEI Fund to sell such investments at inopportune times, which could result in losses to the Fund or an Underlying SEI Fund.

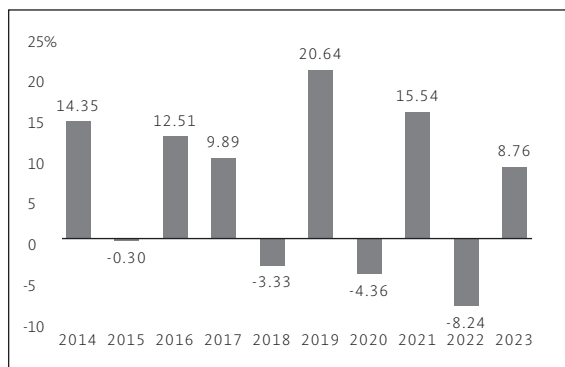
Short Sales Risk — A short sale involves the sale of a security that an Underlying SEI Fund does not own in the expectation of purchasing the same security (or a security exchangeable therefore) at a later date at a lower price. Short sales entered into by an Underlying SEI Fund expose the Fund to the risk that the Underlying SEI Fund will be required to buy a security sold short (also known as “covering” the short position) at a time when the security has appreciated in value, thus resulting in a loss to the Underlying SEI Fund and, therefore, the Fund, that is potentially unlimited. Reinvesting proceeds received from short selling may create leverage, which can amplify the effects of market volatility on the share price of an Underlying SEI Fund and, therefore, the Fund. Investment in short sales may also cause an Underlying SEI Fund to incur expenses related to borrowing securities. In addition, shorting a future contract may require posting only a margin that may amount to less than the notional exposure of the contract. Such a practice may exacerbate the loss in a case of adverse price action.

Exchange-Traded Products (ETPs) Risk — The risks of owning interests of an ETP, such as an ETF or exchange-traded commodity pool, generally reflect the same risks as owning the underlying securities or other instruments that the ETP is designed to track. The shares of certain ETPs may trade at a premium or discount to their intrinsic value (*i.e.*, the market value may differ from the net asset value of an ETP’s shares). For example, supply and demand for shares of an ETF or market disruptions may cause the market price of the ETF to deviate from the value of the ETF’s investments, which may be emphasized in less liquid markets. By investing in an ETP, the Fund or an Underlying SEI Fund indirectly bears the proportionate share of any fees and expenses of the ETP in addition to the fees and expenses that the Fund and its shareholders directly bear in connection with the Fund’s operations. Because certain ETPs may have a significant portion of their assets exposed directly or indirectly to commodities or commodity-linked securities, developments affecting commodities may have a disproportionate impact on such ETPs and may subject the ETPs to greater volatility than investments in traditional securities.

Investing in the Fund involves risk, and there is no guarantee that the Fund will achieve its investment goal. You could lose money on your investment in the Fund, just as you could with other investments. An investment in the Fund is not a deposit of a bank and is not insured or guaranteed by the Federal Deposit Insurance Corporation or any other government agency.

Performance Information

The bar chart and the performance table below provide some indication of the risks of investing in the Fund by showing changes in the Fund’s performance from year to year for the past ten calendar years and by showing how the Fund’s average annual returns for 1, 5 and 10 years, and since the Fund’s inception, compared with those of a broad measure of market performance. The Fund’s past performance (before and after taxes) is not necessarily an indication of how the Fund will perform in the future. For current performance information, please call 1-800-DIAL-SEI.



Best Quarter: 10.54% (3/31/2019)

Worst Quarter: -20.70% (3/31/2020)

The Fund's Class F total return (pre-tax) from January 1, 2024 to June 30, 2024 was 3.44%.

Average Annual Total Returns (for the periods ended December 31, 2023)

This table compares the Fund's average annual total returns for Class F Shares to those of a broad-based index and the Fund's current and prior additional benchmark indexes. The Fund's additional index changed from the Bloomberg U.S. Aggregate Bond Index to a blended benchmark (the "Blended Benchmark"), consisting of the ICE BofA US 3-Month Treasury Bill Index (USD) (20%), the ICE BofA US High Yield Constrained Index (USD) (30%) and the S&P 500 Index (50%) because the Adviser believes the Blended Benchmark better reflects the Fund's investment strategy. The foregoing indexes, when considered together, may provide investors with a useful comparison of the Fund's overall performance.

After-tax returns are calculated using the historical highest individual federal marginal income tax rates and do not reflect the impact of state and local taxes. Your actual after-tax returns will depend on your tax situation and may differ from those shown. After-tax returns shown are not relevant to investors who hold their Fund shares through tax-deferred arrangements, such as 401(k) plans or individual retirement accounts.

Conservative Strategy Allocation Fund — Class F	1 Year	5 Years	10 Years	Since Inception (11/17/2003)
Return Before Taxes	8.76%	5.88%	6.13%	6.98%
Return After Taxes on Distributions	5.58%	3.67%	3.76%	5.07%
Return After Taxes on Distributions and Sale of Fund Shares	5.76%	3.82%	4.03%	4.99%
S&P 500 Index Return (reflects no deduction for fees, expenses or taxes)	26.29%	15.69%	12.03%	9.98%
Bloomberg U.S. Aggregate Bond Index Return (reflects no deduction for fees, expenses or taxes)	5.53%	1.10%	1.81%	3.17%
Blended Benchmark Return (reflects no deduction for fees, expenses or taxes)	18.09%	9.95%	7.76%	7.44%

Management

Investment Adviser and Portfolio Managers. SEI Investments Management Corporation

Portfolio Manager	Experience with Fund	Title with Adviser
Bryan Hoffman, CFA	Since 2016	Portfolio Manager
Ryan Marcante, CFA	Since 2017	Portfolio Manager

For important information about the Purchase and Sale of Fund Shares, Tax Information and Payments to Broker-Dealers and Other Financial Intermediaries, please turn to page 84 of this prospectus.

MODERATE STRATEGY FUND

Fund Summary

Investment Goal

Capital appreciation, while managing the risk of loss.

Fees and Expenses

This table describes the fees and expenses that you may pay if you buy, hold, and sell Fund shares. **You may pay other fees, such as brokerage commissions and other fees to financial intermediaries, which are not reflected in this table and examples below.**

ANNUAL FUND OPERATING EXPENSES

(expenses that you pay each year as a percentage of the value of your investment)	Class F Shares
Management Fees	0.10%
Distribution (12b-1) Fees	None
Other Expenses	0.54%
Acquired Fund Fees and Expenses (AFFE)	0.67%
Total Annual Fund Operating Expenses	1.31%[†]

[†] Because the Moderate Strategy Fund (Fund) incurred AFFE during the most recent fiscal year, the operating expenses in this fee table will not correlate to the expense ratio in the Fund's financial statements (or the "Financial Highlights" section in the prospectus) because the financial statements include only the direct operating expenses incurred by the Fund, not the indirect costs of investing in underlying funds.

EXAMPLE

This Example is intended to help you compare the cost of investing in the Fund with the cost of investing in other mutual funds. The Example assumes that you invest \$10,000 in the Fund for the time periods indicated and then redeem or hold all of your shares at the end of those periods. The Example also assumes that your investment has a 5% return each year and that the Fund's operating expenses remain the same. Although your actual costs may be higher or lower, based on these assumptions your costs would be:

	1 Year	3 Years	5 Years	10 Years
Moderate Strategy Fund — Class F Shares	\$133	\$415	\$718	\$1,579

PORTFOLIO TURNOVER

The Fund pays transaction costs, such as commissions, when it buys and sells securities (or "turns over" its portfolio). A higher portfolio turnover rate may indicate higher transaction costs and may result in higher taxes when Fund shares are held in a taxable account. These costs, which are not reflected in annual Fund operating expenses or in the Example, affect the Fund's performance. During the most recent fiscal year, the Fund's portfolio turnover rate was 27% of the average value of its portfolio.

Principal Investment Strategies

Under normal circumstances, the Fund will seek capital appreciation, while managing the risk of loss. Managing the risk of loss does not mean preventing losses, but rather managing the Fund in a manner intended to limit the level of losses that the Fund could incur over any particular period. The Fund predominantly invests in other SEI funds (including exchange-traded funds (ETFs)), each of which has its own investment goal (the Underlying SEI Funds). The Underlying SEI Funds invest, in turn, in securities and other instruments of various asset classes. Each of the Underlying SEI Funds is managed by one or more sub-advisers (each, a Sub-Adviser and collectively, the Sub-Advisers) under the supervision of SEI Investments Management Corporation (SIMC or the Adviser), or, in certain circumstances, is managed directly by SIMC.

The Fund's assets may be diversified across Underlying SEI bond and money market funds, equity funds, real estate funds and multi-asset funds. The bond funds may consist of a wide range of investment styles that provide exposure to U.S. and/or foreign fixed income securities of varying credit quality (including junk bonds), maturity and duration. The equity funds may consist of a wide range of investment styles that provide investment exposure to U.S. and/or foreign equity securities of companies of various capitalization ranges. The real estate funds provide exposure to the equity securities of real estate companies. The multi-asset funds consist of funds that seek to achieve their investment goals by selecting investments from among a broad range of asset classes. A multi-asset fund may also adjust its allocation among asset classes over short periods of time, and therefore it may provide the Fund with a dynamic investment component. Although a multi-asset fund could consist of equity securities, bonds or real estate securities, it may also provide exposure to additional asset classes, such as commodities.

The Fund's assets are allocated among a variety of Underlying SEI Funds within the following percentage ranges:

Underlying SEI Fund Type	Investment Range (Percentage of the Fund's Assets)
<u>Investment Grade Bond & Money Market Funds</u>	5-100%
<u>Multi-Asset Investment Funds</u>	0-60%
<u>U.S. Equity Funds</u>	0-50%
<u>Non-Investment Grade Bond Funds</u>	0-35%
<u>International Equity Funds</u>	0-25%
<u>Real Estate Funds</u>	0-25%

Principal Risks

The success of the Fund's investment strategy depends on SIMC's allocation of assets among the Underlying SEI Funds and its selection of exchange-traded products (ETPs) in which to invest that portion of the Fund's assets not allocated to the Underlying SEI Funds. In managing the Fund, SIMC may be incorrect in assessing market trends or the value or growth capability of particular asset classes or other investments. In addition, the methodology by which SIMC allocates the Fund's assets among the Underlying SEI Funds and other investments may not achieve desired results and may cause the Fund to lose money or underperform other comparable mutual funds.

The Underlying SEI Funds and ETPs in which the Fund invests may apply any of a variety of investment strategies and may invest in a broad range of asset classes, securities and other investments to attempt to achieve their designated investment goals. The principal risks of the Fund as a result of its investments in the Underlying SEI Funds and ETPs or other investments are set forth below.

Fixed Income Market Risk — The prices of fixed income securities respond to economic developments, particularly interest rate changes, as well as to perceptions about the creditworthiness of individual issuers, including governments and their agencies. Generally, an Underlying SEI Fund's fixed income securities will decrease in value if interest rates rise and vice versa. In a low interest rate environment, risks associated with rising rates are heightened. Declines in dealer market-making capacity as a result of structural or regulatory changes could decrease liquidity and/or increase volatility in the fixed income markets. Markets for fixed income securities may decline significantly in response to adverse issuer, political, regulatory, market, economic or other developments that may cause broad changes in market value, public perceptions concerning these developments, and adverse investor sentiment or publicity. Similarly, environmental and public health risks, such as natural disasters or epidemics, or widespread fear that such events may occur, may impact markets adversely and cause market volatility in both the short- and long-term. In response to these events, the Underlying SEI Fund's and, in turn, the Fund's value may fluctuate and/or the Underlying SEI Fund and the Fund may experience increased redemptions from shareholders, which may impact the Underlying SEI Fund's and the Fund's liquidity or force the Underlying SEI Fund and the Fund to sell securities into a declining or illiquid market.

Equity Market Risk — The risk that the market value of a security may move up and down, sometimes rapidly and unpredictably. Market risk may affect a single issuer, an industry, a sector or the equity or bond market as a whole. Equity markets may decline significantly in response to adverse issuer, political, regulatory, market, economic or other developments that may cause broad changes in market value, public perceptions concerning these developments, and adverse investor sentiment or publicity. Similarly, environmental and public health risks, such as natural disasters or epidemics, or widespread fear that such events may occur, may impact markets adversely and cause market volatility in both the short- and long-term.

Investment Company Risk — When the Fund or an Underlying SEI Fund invests in an investment company, in addition to directly bearing the expenses associated with its own operations, it will bear a pro rata portion of the investment company's expenses. In addition, while the risks of owning shares of an investment company generally reflect the risks of owning the underlying investments of the investment company, the Fund may be subject to additional or different risks than if the Fund or an Underlying SEI Fund had invested directly in the underlying investments.

Asset Allocation Risk — The risk that SIMC's decisions regarding asset classes and Underlying SEI Funds will not anticipate market trends successfully.

U.S. Government Securities Risk — Although U.S. Government securities are considered to be among the safest investments, they are still subject to the credit risk of the U.S. Government and are not guaranteed against price movements due to changing interest rates. Obligations issued by some U.S. Government agencies are backed by the U.S. Treasury, while others are backed solely by the ability of the agency to borrow from the U.S. Treasury or by the agency's own resources. No assurance can be given that the U.S. Government will provide financial support to its agencies and instrumentalities if it is not obligated by law to do so.

Interest Rate Risk — The risk that a change in interest rates will cause a fall in the value of fixed income securities, including U.S. Government securities, in which the Underlying SEI Funds invest. Generally, the value of the Underlying SEI Funds' fixed income securities will vary inversely with the direction of prevailing interest rates. Changing interest rates may have unpredictable effects on the markets and may affect the value and liquidity of instruments held by an Underlying SEI Fund. Although U.S. Government securities are considered to be among the safest investments, they are not guaranteed against price movements due to changing interest rates.

Commodity Investments Risk — Certain Underlying SEI Funds may invest a portion of their assets in a wholly owned subsidiary that is not registered under the Investment Company Act of 1940, as amended, and invests directly in commodities and commodity-related instruments. Other Underlying SEI Funds may have indirect exposure to commodities by investing in commodity-related instruments. Commodity investments and derivatives may be more volatile and less liquid than direct investments in the underlying commodities themselves. Commodity-related equity returns can also be affected by the issuer's financial structure or the performance of unrelated businesses. The value of a commodity investment or a derivative investment in commodities is typically based upon the price movements of a physical commodity, a commodity futures contract or commodity index or some other readily measurable economic variable that is dependent upon changes in the value of commodities or the commodities markets. The value of these securities will rise or fall in response to changes in the underlying commodity or related benchmark or investment, changes in interest rates, or factors affecting a particular industry or commodity, such as natural disasters, weather and U.S. and international economic, political and regulatory developments.

Short Sales Risk — A short sale involves the sale of a security that an Underlying SEI Fund does not own in the expectation of purchasing the same security (or a security exchangeable therefore) at a later date at a lower price. Short sales entered into by an Underlying SEI Fund expose the Fund to the risk that the Underlying SEI Fund will be required to buy a security sold short (also known as "covering" the short position) at a time when the security has appreciated in value, thus resulting in a loss to the Underlying SEI Fund and, therefore, the Fund, that is potentially unlimited. Reinvesting proceeds received from short selling may create leverage, which can amplify the effects of market volatility on the share price of an Underlying SEI Fund and, therefore, the Fund. Investment in short sales may also cause an Underlying SEI Fund to incur expenses related to borrowing securities. In addition, shorting a future contract may require posting only a margin that may amount to less than the notional exposure of the contract. Such a practice may exacerbate the loss in a case of adverse price action.

Small and Medium Capitalization Risk — Small and medium capitalization companies may be more vulnerable to adverse business or economic events than larger, more established companies. In particular, small and medium capitalization companies may have limited product lines, markets and financial resources and may depend upon a relatively small management group. Therefore, small and medium capitalization stocks may be more volatile than those of larger companies. Small and medium capitalization stocks may be traded over-the-counter (OTC). OTC stocks may trade less frequently and in smaller volume than exchange listed stocks and may have more price volatility than that of exchange-listed stocks.

Large Capitalization Risk — The risk that larger, more established companies may be unable to respond quickly to new competitive challenges such as changes in technology and consumer tastes. Larger companies also may not be able to attain the high growth rates of successful smaller companies.

Below Investment Grade Securities (Junk Bonds) Risk — Fixed income securities rated below investment grade (junk bonds) involve greater risk of default or downgrade and are generally more volatile than investment grade securities because the prospect for repayment of principal and interest of many of these securities is speculative. Because these securities typically offer a higher rate of return to compensate for these risks, they are sometimes referred to as “high yield bonds,” but there is no guarantee that an investment in these securities will result in a high rate of return.

Foreign Investment/Emerging Markets Risk — The risk that non-U.S. securities may be subject to additional risks due to, among other things, political, social and economic developments abroad, currency movements, and different legal, regulatory, tax, accounting and audit environments. These additional risks may be heightened with respect to emerging market countries because political turmoil and rapid changes in economic conditions are more likely to occur in these countries. Investments in emerging markets are subject to the added risk that information in emerging market investments may be unreliable or outdated due to differences in regulatory, accounting or auditing and financial record keeping standards, or because less information about emerging market investments is publicly available. In addition, the rights and remedies associated with emerging market investments may be different than investments in developed markets. A lack of reliable information, rights and remedies increase the risks of investing in emerging markets in comparison to more developed markets. In addition, periodic U.S. Government restrictions on investments in issuers from certain foreign countries may require the Fund or an Underlying SEI Fund to sell such investments at inopportune times, which could result in losses to the Fund or an Underlying SEI Fund.

Currency Risk — As a result of the Fund’s and certain Underlying SEI Funds’ investments in securities or other investments denominated in, and/or receiving revenues in, foreign currencies, the Fund will be subject to currency risk. Currency risk is the risk that foreign currencies will decline in value relative to the U.S. dollar or, in the case of hedging positions, that the U.S. dollar will decline in value relative to the currency hedged. In either event, the dollar value of an investment in the Fund or an Underlying SEI Fund would be adversely affected. Currency exchange rates may fluctuate in response to, among other things, changes in interest rates, intervention (or failure to intervene) by U.S. or foreign governments, central banks or supranational entities, or by the imposition of currency controls or other political developments in the United States or abroad.

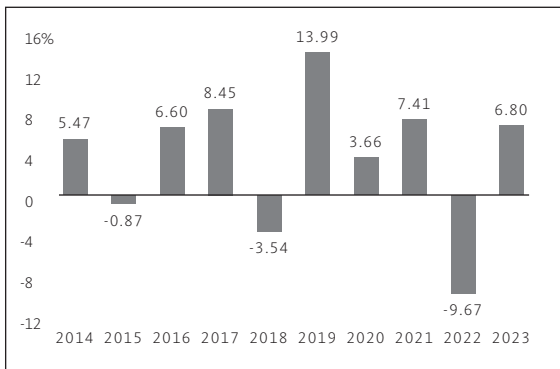
Real Estate Industry Risk — Securities of companies principally engaged in the real estate industry may be subject to the risks associated with the direct ownership of real estate. Risks commonly associated with the direct ownership of real estate include fluctuations in the value of underlying properties, defaults by borrowers or tenants, changes in interest rates and risks related to general or local economic conditions.

Exchange-Traded Products Risk — The risks of owning interests of an ETP, such as an ETF or exchange-traded commodity pool, generally reflect the same risks as owning the underlying securities or other instruments that the ETP is designed to track. The shares of certain ETPs may trade at a premium or discount to their intrinsic value (*i.e.*, the market value may differ from the net asset value of an ETP’s shares). For example, supply and demand for shares of an ETF or market disruptions may cause the market price of the ETF to deviate from the value of the ETF’s investments, which may be emphasized in less liquid markets. By investing in an ETP, the Fund or an Underlying SEI Fund indirectly bears the proportionate share of any fees and expenses of the ETP in addition to the fees and expenses that the Fund and its shareholders directly bear in connection with the Fund’s operations. Because certain ETPs may have a significant portion of their assets exposed directly or indirectly to commodities or commodity-linked securities, developments affecting commodities may have a disproportionate impact on such ETPs and may subject the ETPs to greater volatility than investments in traditional securities.

Investing in the Fund involves risk, and there is no guarantee that the Fund will achieve its investment goal. You could lose money on your investment in the Fund, just as you could with other investments. An investment in the Fund is not a deposit of a bank and is not insured or guaranteed by the Federal Deposit Insurance Corporation or any other government agency.

Performance Information

The bar chart and the performance table below provide some indication of the risks of investing in the Fund by showing changes in the Fund's performance from year to year for the past ten calendar years and by showing how the Fund's average annual returns for 1, 5 and 10 years, and since the Fund's inception, compared with those of a broad measure of market performance. The Fund's past performance (before and after taxes) is not necessarily an indication of how the Fund will perform in the future. For current performance information, please call 1-800-DIAL-SEI.



Best Quarter: 7.10% (6/30/2020)

Worst Quarter: -10.05% (3/31/2020)

The Fund's Class F total return (pre-tax) from January 1, 2024 to June 30, 2024 was 3.59%.

Average Annual Total Returns (for the periods ended December 31, 2023)

This table compares the Fund's average annual total returns for Class F Shares to those of a broad-based index and the Fund's current and prior additional benchmark indexes. The Fund's additional indexes changed from the Standard & Poor's 500 Composite Stock Price Index (S&P 500 Index), the Morgan Stanley Capital International (MSCI) Europe, Australasia and the Far East (EAFE) Index and the ICE BofA U.S. 3-Month Treasury Bill Index to a blended benchmark (the "Blended Benchmark"), consisting of the Bloomberg 1-3 Year Government/Credit Index (35%), the Bloomberg U.S. Aggregate Bond Index (30%), the Russell 3000 Index (20%) and the MSCI ACWI ex-USA Index (15%) because the Adviser believes the Blended Benchmark better reflects the Fund's investment strategy. The foregoing indexes, when considered together, may provide investors with a useful comparison of the Fund's overall performance.

After-tax returns are calculated using the historical highest individual federal marginal income tax rates and do not reflect the impact of state and local taxes. Your actual after-tax returns will depend on your tax situation and may differ from those shown. After-tax returns shown are not relevant to investors who hold their Fund shares through tax-deferred arrangements, such as 401(k) plans or individual retirement accounts.

Moderate Strategy Fund — Class F	1 Year	5 Years	10 Years	Since Inception (11/17/2003)
Return Before Taxes	6.80%	4.13%	3.62%	4.24%
Return After Taxes on Distributions	5.55%	2.52%	2.28%	2.98%
Return After Taxes on Distributions and Sale of Fund Shares	4.10%	2.69%	2.33%	2.90%
Bloomberg U.S. Aggregate Bond Index Return (reflects no deduction for fees, expenses or taxes)	5.53%	1.10%	1.81%	3.17%
S&P 500 Index Return (reflects no deduction for fees, expenses or taxes)	26.29%	15.69%	12.03%	9.98%
MSCI EAFE Index Return (reflects no deduction for fees or expenses)	18.24%	8.16%	4.28%	6.08%
ICE BofA U.S. 3-Month Treasury Bill Index Return (reflects no deduction for fees, expenses or taxes)	5.01%	1.88%	1.25%	1.46%
Blended Benchmark Return (reflects no deduction for fees, expenses or taxes)	10.74%	5.20%	4.07%	4.88%

Management

Investment Adviser and Portfolio Managers. SEI Investments Management Corporation

Portfolio Manager	Experience with Fund	Title with Adviser
Bryan Hoffman, CFA	Since 2016	Portfolio Manager
Ryan Marcante, CFA	Since 2017	Portfolio Manager

For important information about the Purchase and Sale of Fund Shares, Tax Information and Payments to Broker-Dealers and Other Financial Intermediaries, please turn to page 84 of this prospectus.

MODERATE STRATEGY ALLOCATION FUND

Fund Summary

Investment Goal

Provide the opportunity for capital appreciation with some opportunity to generate income.

Fees and Expenses

This table describes the fees and expenses that you may pay if you buy, hold, and sell Fund shares. **You may pay other fees, such as brokerage commissions and other fees to financial intermediaries, which are not reflected in this table and examples below.**

ANNUAL FUND OPERATING EXPENSES

(expenses that you pay each year as a percentage of the value of your investment)	Class F Shares
Management Fees	0.10%
Distribution (12b-1) Fees	None
Other Expenses	0.54%
Acquired Fund Fees and Expenses (AFFE)	0.60%
Total Annual Fund Operating Expenses	1.24%[†]

[†] Because the Moderate Strategy Allocation Fund (Fund) incurred AFFE during the most recent fiscal year, the operating expenses in this fee table will not correlate to the expense ratio in the Fund's financial statements (or the "Financial Highlights" section in the prospectus) because the financial statements include only the direct operating expenses incurred by the Fund, not the indirect costs of investing in underlying funds.

EXAMPLE

This Example is intended to help you compare the cost of investing in the Fund with the cost of investing in other mutual funds. The Example assumes that you invest \$10,000 in the Fund for the time periods indicated and then redeem or hold all of your shares at the end of those periods. The Example also assumes that your investment has a 5% return each year and that the Fund's operating expenses remain the same. Although your actual costs may be higher or lower, based on these assumptions your costs would be:

	1 Year	3 Years	5 Years	10 Years
Moderate Strategy Allocation Fund — Class F Shares	\$126	\$393	\$681	\$1,500

PORTFOLIO TURNOVER

The Fund pays transaction costs, such as commissions, when it buys and sells securities (or "turns over" its portfolio). A higher portfolio turnover rate may indicate higher transaction costs and may result in higher taxes when Fund shares are held in a taxable account. These costs, which are not reflected in annual Fund operating expenses or in the Example, affect the Fund's performance. During the most recent fiscal year, the Fund's portfolio turnover rate was 13% of the average value of its portfolio.

Principal Investment Strategies

GoalLink Strategy Component

The Fund is designed to be one component of a broader strategy (GoalLink Strategy) employed by SEI Investments Management Corporation (SIMC or the Adviser), in which shareholders allocate their overall investment portfolio among investments in the Fund as well as one or more SEI funds that invest primarily in municipal bonds (Muni Bond Funds). The allocation between the Fund and the Muni Bond Funds is based on models developed by SIMC and selected by the shareholder (in consultation with his or her investment adviser). Accordingly, the Fund is not recommended for persons who do not participate in the GoalLink Strategy.

Investment Strategy

Under normal circumstances, the Fund will seek to provide the opportunity for capital appreciation with some opportunity to generate income. The Fund invests in other SEI funds (which may include exchange-traded funds (ETFs)), each of which has its own investment goal (the Underlying SEI Funds), that form the non-Underlying Muni Bond Fund component of the GoalLink Strategy. The Underlying SEI Funds invest, in turn, in securities and other instruments of various asset classes. Each of the Underlying SEI Funds is managed by one or more sub-advisers (each, a Sub-Adviser and collectively, the Sub-Advisers) under the supervision of SIMC, or, in certain circumstances, is managed directly by SIMC.

The Fund's assets may be diversified across Underlying SEI equity funds, bond and money market funds, and real estate funds. The equity funds may consist of a wide range of investment styles that provide investment exposure to U.S. and/or foreign equity securities of companies of various capitalization ranges. The bond funds may consist of a wide range of investment styles that provide exposure to U.S. and/or foreign fixed income securities of varying credit quality (including junk bonds), maturity and duration. The real estate funds provide exposure to the equity securities of real estate companies.

The Fund's assets are allocated among a variety of Underlying SEI Funds within the following percentage ranges:

Underlying SEI Fund Type	Investment Range (Percentage of the Fund's Assets)
U.S. Equity Funds	0-100%
Non-Investment Grade Bond Funds	0-70%
Investment Grade Bond & Money Market Funds	0-60%
International Equity Funds	0-50%
Real Estate Funds	0-50%

Principal Risks

The success of the Fund's investment strategy depends on SIMC's allocation of assets among the Underlying SEI Funds. In managing the Fund, SIMC may be incorrect in assessing market trends or the value or growth capability of particular asset classes. In addition, the methodology by which SIMC allocates the Fund's assets among the Underlying SEI Funds may not achieve desired results and may cause the Fund to lose money or underperform other comparable mutual funds.

The Underlying SEI Funds may apply any of a variety of investment strategies and may invest in a broad range of asset classes, securities and other investments to attempt to achieve their designated investment goals. The principal risks of the Fund's investments in the Underlying SEI Funds are set forth below.

Equity Market Risk — The risk that the market value of a security may move up and down, sometimes rapidly and unpredictably. Market risk may affect a single issuer, an industry, a sector or the equity or bond market as a whole. Equity markets may decline significantly in response to adverse issuer, political, regulatory, market, economic or other developments that may cause broad changes in market value, public perceptions concerning these developments, and adverse investor sentiment or publicity. Similarly, environmental and public health risks, such as natural disasters or epidemics, or widespread fear that such events may occur, may impact markets adversely and cause market volatility in both the short- and long-term.

Fixed Income Market Risk — The prices of fixed income securities respond to economic developments, particularly interest rate changes, as well as to perceptions about the creditworthiness of individual issuers, including governments and their agencies. Generally, an Underlying SEI Fund's fixed income securities will decrease in value if interest rates rise and vice versa. In a low interest rate environment, risks associated with rising rates are heightened. Declines in dealer market-making capacity as a result of structural or regulatory changes could decrease liquidity and/or increase volatility in the fixed income markets. Markets for fixed income securities may decline significantly in response to adverse issuer, political, regulatory, market, economic or other developments that may cause broad changes in market value, public perceptions concerning these developments, and adverse investor sentiment or publicity. Similarly, environmental and public health risks, such as natural disasters or epidemics, or widespread fear that such events may occur, may impact markets adversely and cause market volatility in both the short- and long-term. In response to these events, the Underlying SEI Fund's and, in turn, the Fund's value may fluctuate and/or the Underlying SEI Fund and the Fund may experience increased redemptions from shareholders, which may impact the Underlying SEI Fund's and the Fund's liquidity or force the Underlying SEI Fund and the Fund to sell securities into a declining or illiquid market.

Strategy Risk — The Fund is intended to be used only as a part of the GoalLink Strategy and is not designed as a stand-alone investment. The overall investment risk to a shareholder is significantly different when not combined with recommended investments in SEI funds that invest primarily in municipal bonds as part of a GoalLink Strategy.

Taxation Risk — The Fund is managed to minimize tax consequences to investors, but will likely earn taxable income and gains from time to time.

Investment Company Risk — When the Fund or an Underlying SEI Fund invests in an investment company, in addition to directly bearing the expenses associated with its own operations, it will bear a pro rata portion of the investment company's expenses. In addition, while the risks of owning shares of an investment company generally reflect the risks of owning the underlying investments of the investment company, the Fund may be subject to additional or different risks than if the Fund or an Underlying SEI Fund had invested directly in the underlying investments.

Asset Allocation Risk — The risk that SIMC's decisions regarding asset classes and Underlying SEI Funds will not anticipate market trends successfully.

Small and Medium Capitalization Risk — Small and medium capitalization companies may be more vulnerable to adverse business or economic events than larger, more established companies. In particular, small and medium capitalization companies may have limited product lines, markets and financial resources and may

depend upon a relatively small management group. Therefore, small and medium capitalization stocks may be more volatile than those of larger companies. Small and medium capitalization stocks may be traded over-the-counter (OTC). OTC stocks may trade less frequently and in smaller volume than exchange listed stocks and may have more price volatility than that of exchange-listed stocks.

Large Capitalization Risk — The risk that larger, more established companies may be unable to respond quickly to new competitive challenges such as changes in technology and consumer tastes. Larger companies also may not be able to attain the high growth rates of successful smaller companies.

Below Investment Grade Securities (Junk Bonds) Risk — Fixed income securities rated below investment grade (junk bonds) involve greater risk of default or downgrade and are generally more volatile than investment grade securities because the prospect for repayment of principal and interest of many of these securities is speculative. Because these securities typically offer a higher rate of return to compensate for these risks, they are sometimes referred to as “high yield bonds,” but there is no guarantee that an investment in these securities will result in a high rate of return.

U.S. Government Securities Risk — Although U.S. Government securities are considered to be among the safest investments, they are still subject to the credit risk of the U.S. Government and are not guaranteed against price movements due to changing interest rates. Obligations issued by some U.S. Government agencies are backed by the U.S. Treasury, while others are backed solely by the ability of the agency to borrow from the U.S. Treasury or by the agency’s own resources. No assurance can be given that the U.S. Government will provide financial support to its agencies and instrumentalities if it is not obligated by law to do so.

Interest Rate Risk — The risk that a change in interest rates will cause a fall in the value of fixed income securities, including U.S. Government securities, in which the Underlying SEI Funds invest. Generally, the value of the Underlying SEI Funds’ fixed income securities will vary inversely with the direction of prevailing interest rates. Changing interest rates may have unpredictable effects on the markets and may affect the value and liquidity of instruments held by an Underlying SEI Fund. Although U.S. Government securities are considered to be among the safest investments, they are not guaranteed against price movements due to changing interest rates.

Foreign Investment/Emerging Markets Risk — The risk that non-U.S. securities may be subject to additional risks due to, among other things, political, social and economic developments abroad, currency movements, and different legal, regulatory, tax, accounting and audit environments. These additional risks may be heightened with respect to emerging market countries because political turmoil and rapid changes in economic conditions are more likely to occur in these countries. Investments in emerging markets are subject to the added risk that information in emerging market investments may be unreliable or outdated due to differences in regulatory, accounting or auditing and financial record keeping standards, or because less information about emerging market investments is publicly available. In addition, the rights and remedies associated with emerging market investments may be different than investments in developed markets. A lack of reliable information, rights and remedies increase the risks of investing in emerging markets in comparison to more developed markets. In addition, periodic U.S. Government restrictions on investments in issuers from certain foreign countries may require the Fund or an Underlying SEI Fund to sell such investments at inopportune times, which could result in losses to the Fund or an Underlying SEI Fund.

Real Estate Industry Risk — Securities of companies principally engaged in the real estate industry may be subject to the risks associated with the direct ownership of real estate. Risks commonly associated with the

direct ownership of real estate include fluctuations in the value of underlying properties, defaults by borrowers or tenants, changes in interest rates and risks related to general or local economic conditions.

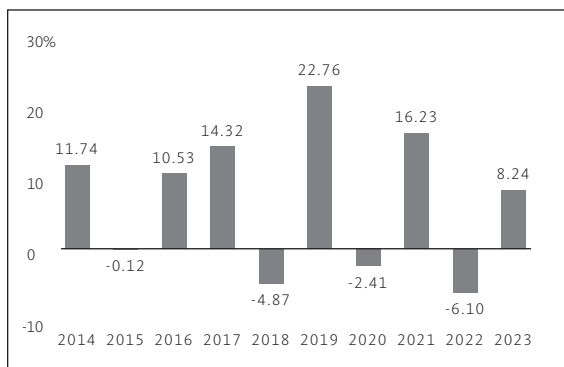
Short Sales Risk — A short sale involves the sale of a security that an Underlying SEI Fund does not own in the expectation of purchasing the same security (or a security exchangeable therefore) at a later date at a lower price. Short sales entered into by an Underlying SEI Fund expose the Fund to the risk that the Underlying SEI Fund will be required to buy a security sold short (also known as “covering” the short position) at a time when the security has appreciated in value, thus resulting in a loss to the Underlying SEI Fund and, therefore, the Fund, that is potentially unlimited. Reinvesting proceeds received from short selling may create leverage, which can amplify the effects of market volatility on the share price of an Underlying SEI Fund and, therefore, the Fund. Investment in short sales may also cause an Underlying SEI Fund to incur expenses related to borrowing securities. In addition, shorting a future contract may require posting only a margin that may amount to less than the notional exposure of the contract. Such a practice may exacerbate the loss in a case of adverse price action.

Exchange-Traded Products (ETPs) Risk — The risks of owning interests of an ETP, such as an ETF or exchange-traded commodity pool, generally reflect the same risks as owning the underlying securities or other instruments that the ETP is designed to track. The shares of certain ETPs may trade at a premium or discount to their intrinsic value (*i.e.*, the market value may differ from the net asset value of an ETP’s shares). For example, supply and demand for shares of an ETF or market disruptions may cause the market price of the ETF to deviate from the value of the ETF’s investments, which may be emphasized in less liquid markets. By investing in an ETP, the Fund or an Underlying SEI Fund indirectly bears the proportionate share of any fees and expenses of the ETP in addition to the fees and expenses that the Fund and its shareholders directly bear in connection with the Fund’s operations. Because certain ETPs may have a significant portion of their assets exposed directly or indirectly to commodities or commodity-linked securities, developments affecting commodities may have a disproportionate impact on such ETPs and may subject the ETPs to greater volatility than investments in traditional securities.

Investing in the Fund involves risk, and there is no guarantee that the Fund will achieve its investment goal. You could lose money on your investment in the Fund, just as you could with other investments. An investment in the Fund is not a deposit of a bank and is not insured or guaranteed by the Federal Deposit Insurance Corporation or any other government agency.

Performance Information

The bar chart and the performance table below provide some indication of the risks of investing in the Fund by showing changes in the Fund’s performance from year to year for the past ten calendar years and by showing how the Fund’s average annual returns for 1, 5 and 10 years, and since the Fund’s inception, compared with those of a broad measure of market performance. The Fund’s past performance (before and after taxes) is not necessarily an indication of how the Fund will perform in the future. For current performance information, please call 1-800-DIAL-SEI.



Best Quarter: 11.20% (6/30/2020)

Worst Quarter: -22.05% (3/31/2020)

The Fund's Class F total return (pre-tax) from January 1, 2024 to June 30, 2024 was 4.99%.

Average Annual Total Returns (for the periods ended December 31, 2023)

This table compares the Fund's average annual total returns for Class F Shares to those of a broad-based index and the Fund's current and prior additional benchmark indexes. The Fund's additional indexes changed from the Bloomberg U.S. Aggregate Bond Index and the Morgan Stanley Capital International (MSCI) Europe, Australasia and the Far East (EAFE) Index to a blended benchmark (the "Blended Benchmark"), consisting of the ICE BofA US 3-Month Treasury Bill Index (USD) (15%), the ICE BofA US High Yield Constrained Index (USD) (20%), the S&P 500 Index (60%) and the MSCI EAFE Index (5%) because the Adviser believes the Blended Benchmark better reflects the Fund's investment strategy. The foregoing indexes, when considered together, may provide investors with a useful comparison of the Fund's overall performance.

After-tax returns are calculated using the historical highest individual federal marginal income tax rates and do not reflect the impact of state and local taxes. Your actual after-tax returns will depend on your tax situation and may differ from those shown. After-tax returns shown are not relevant to investors who hold their Fund shares through tax-deferred arrangements, such as 401(k) plans or individual retirement accounts.

Moderate Strategy Allocation Fund — Class F	1 Year	5 Years	10 Years	Since Inception (11/17/2003)
Return Before Taxes	8.24%	7.19%	6.62%	7.15%
Return After Taxes on Distributions	5.33%	4.71%	4.54%	5.62%
Return After Taxes on Distributions and Sale of Fund Shares	6.04%	5.13%	4.74%	5.46%
S&P 500 Index Return (reflects no deduction for fees, expenses or taxes)	26.29%	15.69%	12.03%	9.98%
Bloomberg U.S. Aggregate Bond Index Return (reflects no deduction for fees, expenses or taxes)	5.53%	1.10%	1.81%	3.17%
MSCI EAFE Index Return (reflects no deduction for fees or expenses)	18.24%	8.16%	4.28%	6.08%
Blended Benchmark Return (reflects no deduction for fees, expenses or taxes)	20.05%	11.31%	8.65%	8.01%

Management

Investment Adviser and Portfolio Managers. SEI Investments Management Corporation

Portfolio Manager	Experience with Fund	Title with Adviser
Bryan Hoffman, CFA	Since 2016	Portfolio Manager
Ryan Marcante, CFA	Since 2017	Portfolio Manager

For important information about the Purchase and Sale of Fund Shares, Tax Information and Payments to Broker-Dealers and Other Financial Intermediaries, please turn to page 84 of this prospectus.

AGGRESSIVE STRATEGY FUND

Fund Summary

Investment Goal

Long-term capital appreciation.

Fees and Expenses

This table describes the fees and expenses that you may pay if you buy, hold, and sell Fund shares. **You may pay other fees, such as brokerage commissions and other fees to financial intermediaries, which are not reflected in this table and examples below.**

ANNUAL FUND OPERATING EXPENSES

(expenses that you pay each year as a percentage of the value of your investment)

	Class F Shares
Management Fees	0.10%
Distribution (12b-1) Fees	None
Other Expenses	0.55%
Acquired Fund Fees and Expenses (AFFE)	0.71%
Total Annual Fund Operating Expenses	1.36%[†]

[†] Because the Aggressive Strategy Fund (Fund) incurred AFFE during the most recent fiscal year, the operating expenses in this fee table will not correlate to the expense ratio in the Fund's financial statements (or the "Financial Highlights" section in the prospectus) because the financial statements include only the direct operating expenses incurred by the Fund, not the indirect costs of investing in underlying funds.

EXAMPLE

This Example is intended to help you compare the cost of investing in the Fund with the cost of investing in other mutual funds. The Example assumes that you invest \$10,000 in the Fund for the time periods indicated and then redeem or hold all of your shares at the end of those periods. The Example also assumes that your investment has a 5% return each year and that the Fund's operating expenses remain the same. Although your actual costs may be higher or lower, based on these assumptions your costs would be:

	1 Year	3 Years	5 Years	10 Years
Aggressive Strategy Fund — Class F Shares	\$138	\$431	\$745	\$1,635

PORTFOLIO TURNOVER

The Fund pays transaction costs, such as commissions, when it buys and sells securities (or "turns over" its portfolio). A higher portfolio turnover rate may indicate higher transaction costs and may result in higher taxes when Fund shares are held in a taxable account. These costs, which are not reflected in annual Fund operating expenses or in the Example, affect the Fund's performance. During the most recent fiscal year, the Fund's portfolio turnover rate was 18% of the average value of its portfolio.

Principal Investment Strategies

Under normal circumstances, the Fund will seek to generate long-term capital appreciation. The Fund predominantly invests in other SEI funds (including exchange-traded funds (ETFs)), each of which has its own investment goal (the Underlying SEI Funds). The Underlying SEI Funds invest, in turn, in securities and other instruments of various asset classes. Each of the Underlying SEI Funds is managed by one or more sub-advisers (each, a Sub-Adviser and collectively, the Sub-Advisers) under the supervision of SEI Investments Management Corporation (SIMC or the Adviser), or, in certain circumstances, is managed directly by SIMC.

The Fund's assets may be diversified across Underlying SEI equity funds, bond and money market funds, real estate funds and multi-asset funds. The equity funds may consist of a wide range of investment styles that provide investment exposure to U.S. and/or foreign equity securities of companies of various capitalization ranges. The bond funds may consist of a wide range of investment styles that provide exposure to U.S. and/or foreign fixed income securities of varying credit quality (including junk bonds), maturity and duration. The real estate funds provide exposure to the equity securities of real estate companies. The multi-asset funds consist of funds that seek to achieve their investment goals by selecting investments from among a broad range of asset classes. A multi-asset fund may also adjust its allocation among asset classes over short periods of time, and therefore it may provide the Fund with a dynamic investment component. Although a multi-asset fund could consist of equity securities, bonds or real estate securities, it may also provide exposure to additional asset classes, such as commodities.

The Fund's assets are allocated among a variety of Underlying SEI Funds within the following percentage ranges:

Underlying SEI Fund Type	Investment Range (Percentage of the Fund's Assets)
U.S. Equity Funds	30-100%
Multi-Asset Investment Funds	0-60%
International Equity Funds	0-40%
Non-Investment Grade Bond Funds	0-40%
Investment Grade Bond & Money Market Funds	0-25%
Real Estate Funds	0-20%

Principal Risks

The success of the Fund's investment strategy depends on SIMC's allocation of assets among the Underlying SEI Funds and its selection of exchange-traded products (ETPs) in which to invest that portion of the Fund's assets not allocated to the Underlying SEI Funds. In managing the Fund, SIMC may be incorrect in assessing market trends or the value or growth capability of particular asset classes or other investments. In addition, the methodology by which SIMC allocates the Fund's assets among the Underlying SEI Funds and other investments may not achieve desired results and may cause the Fund to lose money or underperform other comparable mutual funds.

The Underlying SEI Funds and ETPs in which the Fund invests may apply any of a variety of investment strategies and may invest in a broad range of asset classes, securities and other investments to attempt to

achieve their designated investment goals. The principal risks of the Fund as a result of its investments in the Underlying SEI Funds and ETPs or other investments are set forth below.

Equity Market Risk — The risk that the market value of a security may move up and down, sometimes rapidly and unpredictably. Market risk may affect a single issuer, an industry, a sector or the equity or bond market as a whole. Equity markets may decline significantly in response to adverse issuer, political, regulatory, market, economic or other developments that may cause broad changes in market value, public perceptions concerning these developments, and adverse investor sentiment or publicity. Similarly, environmental and public health risks, such as natural disasters or epidemics, or widespread fear that such events may occur, may impact markets adversely and cause market volatility in both the short- and long-term.

Fixed Income Market Risk — The prices of fixed income securities respond to economic developments, particularly interest rate changes, as well as to perceptions about the creditworthiness of individual issuers, including governments and their agencies. Generally, an Underlying SEI Fund's fixed income securities will decrease in value if interest rates rise and vice versa. In a low interest rate environment, risks associated with rising rates are heightened. Declines in dealer market-making capacity as a result of structural or regulatory changes could decrease liquidity and/or increase volatility in the fixed income markets. Markets for fixed income securities may decline significantly in response to adverse issuer, political, regulatory, market, economic or other developments that may cause broad changes in market value, public perceptions concerning these developments, and adverse investor sentiment or publicity. Similarly, environmental and public health risks, such as natural disasters or epidemics, or widespread fear that such events may occur, may impact markets adversely and cause market volatility in both the short- and long-term. In response to these events, the Underlying SEI Fund's and, in turn, the Fund's value may fluctuate and/or the Underlying SEI Fund and the Fund may experience increased redemptions from shareholders, which may impact the Underlying SEI Fund's and the Fund's liquidity or force the Underlying SEI Fund and the Fund to sell securities into a declining or illiquid market.

Investment Company Risk — When the Fund or an Underlying SEI Fund invests in an investment company, in addition to directly bearing the expenses associated with its own operations, it will bear a pro rata portion of the investment company's expenses. In addition, while the risks of owning shares of an investment company generally reflect the risks of owning the underlying investments of the investment company, the Fund may be subject to additional or different risks than if the Fund or an Underlying SEI Fund had invested directly in the underlying investments.

Asset Allocation Risk — The risk that SIMC's decisions regarding asset classes and Underlying SEI Funds will not anticipate market trends successfully.

Small and Medium Capitalization Risk — Small and medium capitalization companies may be more vulnerable to adverse business or economic events than larger, more established companies. In particular, small and medium capitalization companies may have limited product lines, markets and financial resources and may depend upon a relatively small management group. Therefore, small and medium capitalization stocks may be more volatile than those of larger companies. Small and medium capitalization stocks may be traded over-the-counter (OTC). OTC stocks may trade less frequently and in smaller volume than exchange listed stocks and may have more price volatility than that of exchange-listed stocks.

Large Capitalization Risk — The risk that larger, more established companies may be unable to respond quickly to new competitive challenges such as changes in technology and consumer tastes. Larger companies also may not be able to attain the high growth rates of successful smaller companies.

Commodity Investments Risk — Certain Underlying SEI Funds may invest a portion of their assets in a wholly owned subsidiary that is not registered under the Investment Company Act of 1940, as amended, and invests directly in commodities and commodity-related instruments. Other Underlying SEI Funds may have indirect exposure to commodities by investing in commodity-related instruments. Commodity investments and derivatives may be more volatile and less liquid than direct investments in the underlying commodities themselves. Commodity-related equity returns can also be affected by the issuer's financial structure or the performance of unrelated businesses. The value of a commodity investment or a derivative investment in commodities is typically based upon the price movements of a physical commodity, a commodity futures contract or commodity index or some other readily measurable economic variable that is dependent upon changes in the value of commodities or the commodities markets. The value of these securities will rise or fall in response to changes in the underlying commodity or related benchmark or investment, changes in interest rates, or factors affecting a particular industry or commodity, such as natural disasters, weather and U.S. and international economic, political and regulatory developments.

Short Sales Risk — A short sale involves the sale of a security that an Underlying SEI Fund does not own in the expectation of purchasing the same security (or a security exchangeable therefore) at a later date at a lower price. Short sales entered into by an Underlying SEI Fund expose the Fund to the risk that the Underlying SEI Fund will be required to buy a security sold short (also known as "covering" the short position) at a time when the security has appreciated in value, thus resulting in a loss to the Underlying SEI Fund and, therefore, the Fund, that is potentially unlimited. Reinvesting proceeds received from short selling may create leverage, which can amplify the effects of market volatility on the share price of an Underlying SEI Fund and, therefore, the Fund. Investment in short sales may also cause an Underlying SEI Fund to incur expenses related to borrowing securities. In addition, shorting a future contract may require posting only a margin that may amount to less than the notional exposure of the contract. Such a practice may exacerbate the loss in a case of adverse price action.

Foreign Investment/Emerging Markets Risk — The risk that non-U.S. securities may be subject to additional risks due to, among other things, political, social and economic developments abroad, currency movements, and different legal, regulatory, tax, accounting and audit environments. These additional risks may be heightened with respect to emerging market countries because political turmoil and rapid changes in economic conditions are more likely to occur in these countries. Investments in emerging markets are subject to the added risk that information in emerging market investments may be unreliable or outdated due to differences in regulatory, accounting or auditing and financial record keeping standards, or because less information about emerging market investments is publicly available. In addition, the rights and remedies associated with emerging market investments may be different than investments in developed markets. A lack of reliable information, rights and remedies increase the risks of investing in emerging markets in comparison to more developed markets. In addition, periodic U.S. Government restrictions on investments in issuers from certain foreign countries may require the Fund or an Underlying SEI Fund to sell such investments at inopportune times, which could result in losses to the Fund or an Underlying SEI Fund.

Currency Risk — As a result of the Fund's and certain Underlying SEI Funds' investments in securities or other investments denominated in, and/or receiving revenues in, foreign currencies, the Fund will be subject to currency risk. Currency risk is the risk that foreign currencies will decline in value relative to the U.S. dollar or, in the case of hedging positions, that the U.S. dollar will decline in value relative to the currency hedged. In either event, the dollar value of an investment in the Fund or an Underlying SEI Fund would be adversely affected. Currency exchange rates may fluctuate in response to, among other things, changes in interest rates, intervention (or failure to intervene) by U.S. or foreign governments, central banks or supranational

entities, or by the imposition of currency controls or other political developments in the United States or abroad.

Below Investment Grade Securities (Junk Bonds) Risk — Fixed income securities rated below investment grade (junk bonds) involve greater risk of default or downgrade and are generally more volatile than investment grade securities because the prospect for repayment of principal and interest of many of these securities is speculative. Because these securities typically offer a higher rate of return to compensate for these risks, they are sometimes referred to as “high yield bonds,” but there is no guarantee that an investment in these securities will result in a high rate of return.

U.S. Government Securities Risk — Although U.S. Government securities are considered to be among the safest investments, they are still subject to the credit risk of the U.S. Government and are not guaranteed against price movements due to changing interest rates. Obligations issued by some U.S. Government agencies are backed by the U.S. Treasury, while others are backed solely by the ability of the agency to borrow from the U.S. Treasury or by the agency’s own resources. No assurance can be given that the U.S. Government will provide financial support to its agencies and instrumentalities if it is not obligated by law to do so.

Interest Rate Risk — The risk that a change in interest rates will cause a fall in the value of fixed income securities, including U.S. Government securities, in which the Underlying SEI Funds invest. Generally, the value of the Underlying SEI Funds’ fixed income securities will vary inversely with the direction of prevailing interest rates. Changing interest rates may have unpredictable effects on the markets and may affect the value and liquidity of instruments held by an Underlying SEI Fund. Although U.S. Government securities are considered to be among the safest investments, they are not guaranteed against price movements due to changing interest rates.

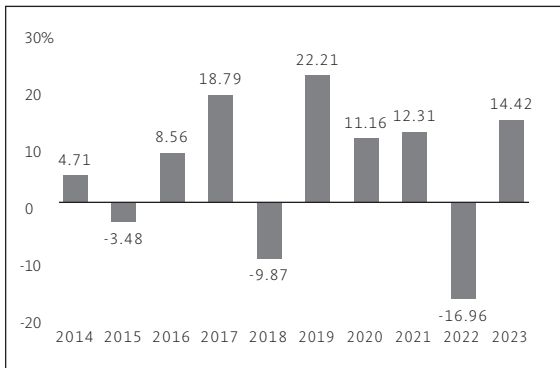
Real Estate Industry Risk — Securities of companies principally engaged in the real estate industry may be subject to the risks associated with the direct ownership of real estate. Risks commonly associated with the direct ownership of real estate include fluctuations in the value of underlying properties, defaults by borrowers or tenants, changes in interest rates and risks related to general or local economic conditions.

Exchange-Traded Products Risk — The risks of owning interests of an ETP, such as an ETF or exchange-traded commodity pool, generally reflect the same risks as owning the underlying securities or other instruments that the ETP is designed to track. The shares of certain ETPs may trade at a premium or discount to their intrinsic value (*i.e.*, the market value may differ from the net asset value of an ETP’s shares). For example, supply and demand for shares of an ETF or market disruptions may cause the market price of the ETF to deviate from the value of the ETF’s investments, which may be emphasized in less liquid markets. By investing in an ETP, the Fund or an Underlying SEI Fund indirectly bears the proportionate share of any fees and expenses of the ETP in addition to the fees and expenses that the Fund and its shareholders directly bear in connection with the Fund’s operations. Because certain ETPs may have a significant portion of their assets exposed directly or indirectly to commodities or commodity-linked securities, developments affecting commodities may have a disproportionate impact on such ETPs and may subject the ETPs to greater volatility than investments in traditional securities.

Investing in the Fund involves risk, and there is no guarantee that the Fund will achieve its investment goal. You could lose money on your investment in the Fund, just as you could with other investments. An investment in the Fund is not a deposit of a bank and is not insured or guaranteed by the Federal Deposit Insurance Corporation or any other government agency.

Performance Information

The bar chart and the performance table below provide some indication of the risks of investing in the Fund by showing changes in the Fund's performance from year to year for the past ten calendar years and by showing how the Fund's average annual returns for 1, 5 and 10 years, and since the Fund's inception, compared with those of a broad measure of market performance. The Fund's past performance (before and after taxes) is not necessarily an indication of how the Fund will perform in the future. For current performance information, please call 1-800-DIAL-SEI.



Best Quarter: 15.83% (6/30/2020)

Worst Quarter: -19.73% (3/31/2020)

The Fund's Class F total return (pre-tax) from January 1, 2024 to June 30, 2024 was 7.61%.

Average Annual Total Returns (for the periods ended December 31, 2023)

This table compares the Fund's average annual total returns for Class F Shares to those of a broad-based index and the Fund's current and prior additional benchmark indexes. The Fund's additional index changed from the Morgan Stanley Capital International (MSCI) Europe, Australasia and the Far East (EAFE) Index to a blended benchmark (the "Blended Benchmark"), consisting of the Russell 3000 Index (50%), the MSCI ACWI ex-USA Index (30%) and the Bloomberg U.S. Aggregate Bond Index (20%) because the Adviser believes the Blended Benchmark better reflects the Fund's investment strategy. The foregoing indexes, when considered together, may provide investors with a useful comparison of the Fund's overall performance.

After-tax returns are calculated using the historical highest individual federal marginal income tax rates and do not reflect the impact of state and local taxes. Your actual after-tax returns will depend on your tax situation and may differ from those shown. After-tax returns shown are not relevant to investors who hold their Fund shares through tax-deferred arrangements, such as 401(k) plans or individual retirement accounts.

Aggressive Strategy Fund — Class F	1 Year	5 Years	10 Years	Since Inception (11/17/2003)
Return Before Taxes	14.42%	7.71%	5.47%	5.94%
Return After Taxes on Distributions	13.16%	5.38%	3.90%	4.63%
Return After Taxes on Distributions and Sale of Fund Shares	9.04%	5.55%	3.90%	4.46%
S&P 500 Index Return (reflects no deduction for fees, expenses or taxes)	26.29%	15.69%	12.03%	9.98%
MSCI EAFE Index Return (reflects no deduction for fees or expenses)	18.24%	8.16%	4.28%	6.08%
Blended Benchmark Return (reflects no deduction for fees, expenses or taxes)	18.63%	10.08%	7.40%	7.69%

Management

Investment Adviser and Portfolio Managers. SEI Investments Management Corporation

Portfolio Manager	Experience with Fund	Title with Adviser
Bryan Hoffman, CFA	Since 2016	Portfolio Manager
Ryan Marcante, CFA	Since 2017	Portfolio Manager

For important information about the Purchase and Sale of Fund Shares, Tax Information and Payments to Broker-Dealers and Other Financial Intermediaries, please turn to page 84 of this prospectus.

TAX-MANAGED AGGRESSIVE STRATEGY FUND

Fund Summary

Investment Goal

Long-term capital appreciation.

Fees and Expenses

This table describes the fees and expenses that you may pay if you buy, hold, and sell Fund shares. **You may pay other fees, such as brokerage commissions and other fees to financial intermediaries, which are not reflected in this table and examples below.**

ANNUAL FUND OPERATING EXPENSES

(expenses that you pay each year as a percentage of the value of your investment)	Class F Shares
Management Fees	0.10%
Distribution (12b-1) Fees	None
Other Expenses	0.55%
Acquired Fund Fees and Expenses (AFFE)	0.74%
Total Annual Fund Operating Expenses	1.39%[†]

[†] Because the Tax-Managed Aggressive Strategy Fund (Fund) incurred AFFE during the most recent fiscal year, the operating expenses in this fee table will not correlate to the expense ratio in the Fund's financial statements (or the "Financial Highlights" section in the prospectus) because the financial statements include only the direct operating expenses incurred by the Fund, not the indirect costs of investing in underlying funds.

EXAMPLE

This Example is intended to help you compare the cost of investing in the Fund with the cost of investing in other mutual funds. The Example assumes that you invest \$10,000 in the Fund for the time periods indicated and then redeem or hold all of your shares at the end of those periods. The Example also assumes that your investment has a 5% return each year and that the Fund's operating expenses remain the same. Although your actual costs may be higher or lower, based on these assumptions your costs would be:

	1 Year	3 Years	5 Years	10 Years
Tax-Managed Aggressive Strategy Fund — Class F Shares	\$142	\$440	\$761	\$1,669

PORTFOLIO TURNOVER

The Fund pays transaction costs, such as commissions, when it buys and sells securities (or "turns over" its portfolio). A higher portfolio turnover rate may indicate higher transaction costs and may result in higher taxes when Fund shares are held in a taxable account. These costs, which are not reflected in annual Fund operating expenses or in the Example, affect the Fund's performance. During the most recent fiscal year, the Fund's portfolio turnover rate was 6% of the average value of its portfolio.

Principal Investment Strategies

Under normal circumstances, the Fund will seek to generate long-term capital appreciation. The Fund invests in other SEI funds (which may include exchange-traded funds (ETFs)), each of which has its own investment goal (the Underlying SEI Funds). The Underlying SEI Funds invest, in turn, in securities and other instruments of various asset classes. Each of the Underlying SEI Funds is managed by one or more sub-advisers (each, a Sub-Adviser and collectively, the Sub-Advisers) under the supervision of SEI Investments Management Corporation (SIMC or the Adviser), or, in certain circumstances, is managed directly by SIMC.

The Fund's assets may be diversified across Underlying SEI equity funds, bond and money market funds, and real estate funds. The equity funds may consist of a wide range of investment styles that provide investment exposure to U.S. and/or foreign equity securities of companies of various capitalization ranges. The bond funds may consist of a wide range of investment styles that provide exposure to U.S. and/or foreign fixed income securities of varying credit quality (including junk bonds), maturity and duration. The real estate funds provide exposure to the equity securities of real estate companies.

A portion of the U.S. equity component of the Fund's portfolio will be invested in "tax-managed" Underlying SEI Funds. Given this tax-managed strategy, the Fund is intended for investors subject to federal income taxation. Tax-exempt investors may wish to select funds that do not have a tax-managed strategy.

The Fund's assets are allocated among a variety of Underlying SEI Funds within the following percentage ranges:

Underlying SEI Fund Type	Investment Range (Percentage of the Fund's Assets)
U.S. Equity Funds	40-100%
International Equity Funds	0-40%
Non-Investment Grade Bond Funds	0-40%
Investment Grade Bond & Money Market Funds	0-25%
Real Estate Funds	0-20%

Principal Risks

The success of the Fund's investment strategy depends on SIMC's allocation of assets among the Underlying SEI Funds. In managing the Fund, SIMC may be incorrect in assessing market trends or the value or growth capability of particular asset classes. In addition, the methodology by which SIMC allocates the Fund's assets among the Underlying SEI Funds may not achieve desired results and may cause the Fund to lose money or underperform other comparable mutual funds.

The Underlying SEI Funds may apply any of a variety of investment strategies and may invest in a broad range of asset classes, securities and other investments to attempt to achieve their designated investment goals. The principal risks of the Fund's investments in the Underlying SEI Funds are set forth below.

Equity Market Risk — The risk that the market value of a security may move up and down, sometimes rapidly and unpredictably. Market risk may affect a single issuer, an industry, a sector or the equity or bond market as a whole. Equity markets may decline significantly in response to adverse issuer, political, regulatory, market, economic or other developments that may cause broad changes in market value, public perceptions

concerning these developments, and adverse investor sentiment or publicity. Similarly, environmental and public health risks, such as natural disasters or epidemics, or widespread fear that such events may occur, may impact markets adversely and cause market volatility in both the short- and long-term.

Fixed Income Market Risk — The prices of fixed income securities respond to economic developments, particularly interest rate changes, as well as to perceptions about the creditworthiness of individual issuers, including governments and their agencies. Generally, an Underlying SEI Fund's fixed income securities will decrease in value if interest rates rise and vice versa. In a low interest rate environment, risks associated with rising rates are heightened. Declines in dealer market-making capacity as a result of structural or regulatory changes could decrease liquidity and/or increase volatility in the fixed income markets. Markets for fixed income securities may decline significantly in response to adverse issuer, political, regulatory, market, economic or other developments that may cause broad changes in market value, public perceptions concerning these developments, and adverse investor sentiment or publicity. Similarly, environmental and public health risks, such as natural disasters or epidemics, or widespread fear that such events may occur, may impact markets adversely and cause market volatility in both the short- and long-term. In response to these events, the Underlying SEI Fund's and, in turn, the Fund's value may fluctuate and/or the Underlying SEI Fund and the Fund may experience increased redemptions from shareholders, which may impact the Underlying SEI Fund's and the Fund's liquidity or force the Underlying SEI Fund and the Fund to sell securities into a declining or illiquid market.

Taxation Risk — The Fund is managed to minimize tax consequences to investors, but will likely earn taxable income and gains from time to time.

Investment Company Risk — When the Fund or an Underlying SEI Fund invests in an investment company, in addition to directly bearing the expenses associated with its own operations, it will bear a pro rata portion of the investment company's expenses. In addition, while the risks of owning shares of an investment company generally reflect the risks of owning the underlying investments of the investment company, the Fund may be subject to additional or different risks than if the Fund or an Underlying SEI Fund had invested directly in the underlying investments.

Asset Allocation Risk — The risk that SIMC's decisions regarding asset classes and Underlying SEI Funds will not anticipate market trends successfully.

Small and Medium Capitalization Risk — Small and medium capitalization companies may be more vulnerable to adverse business or economic events than larger, more established companies. In particular, small and medium capitalization companies may have limited product lines, markets and financial resources and may depend upon a relatively small management group. Therefore, small and medium capitalization stocks may be more volatile than those of larger companies. Small and medium capitalization stocks may be traded over-the-counter (OTC). OTC stocks may trade less frequently and in smaller volume than exchange listed stocks and may have more price volatility than that of exchange-listed stocks.

Large Capitalization Risk — The risk that larger, more established companies may be unable to respond quickly to new competitive challenges such as changes in technology and consumer tastes. Larger companies also may not be able to attain the high growth rates of successful smaller companies.

Foreign Investment/Emerging Markets Risk — The risk that non-U.S. securities may be subject to additional risks due to, among other things, political, social and economic developments abroad, currency movements, and different legal, regulatory, tax, accounting and audit environments. These additional risks may be heightened with respect to emerging market countries because political turmoil and rapid changes in

economic conditions are more likely to occur in these countries. Investments in emerging markets are subject to the added risk that information in emerging market investments may be unreliable or outdated due to differences in regulatory, accounting or auditing and financial record keeping standards, or because less information about emerging market investments is publicly available. In addition, the rights and remedies associated with emerging market investments may be different than investments in developed markets. A lack of reliable information, rights and remedies increase the risks of investing in emerging markets in comparison to more developed markets. In addition, periodic U.S. Government restrictions on investments in issuers from certain foreign countries may require the Fund or an Underlying SEI Fund to sell such investments at inopportune times, which could result in losses to the Fund or an Underlying SEI Fund.

Below Investment Grade Securities (Junk Bonds) Risk — Fixed income securities rated below investment grade (junk bonds) involve greater risk of default or downgrade and are generally more volatile than investment grade securities because the prospect for repayment of principal and interest of many of these securities is speculative. Because these securities typically offer a higher rate of return to compensate for these risks, they are sometimes referred to as “high yield bonds,” but there is no guarantee that an investment in these securities will result in a high rate of return.

U.S. Government Securities Risk — Although U.S. Government securities are considered to be among the safest investments, they are still subject to the credit risk of the U.S. Government and are not guaranteed against price movements due to changing interest rates. Obligations issued by some U.S. Government agencies are backed by the U.S. Treasury, while others are backed solely by the ability of the agency to borrow from the U.S. Treasury or by the agency’s own resources. No assurance can be given that the U.S. Government will provide financial support to its agencies and instrumentalities if it is not obligated by law to do so.

Interest Rate Risk — The risk that a change in interest rates will cause a fall in the value of fixed income securities, including U.S. Government securities, in which the Underlying SEI Funds invest. Generally, the value of the Underlying SEI Funds’ fixed income securities will vary inversely with the direction of prevailing interest rates. Changing interest rates may have unpredictable effects on the markets and may affect the value and liquidity of instruments held by an Underlying SEI Fund. Although U.S. Government securities are considered to be among the safest investments, they are not guaranteed against price movements due to changing interest rates.

Real Estate Industry Risk — Securities of companies principally engaged in the real estate industry may be subject to the risks associated with the direct ownership of real estate. Risks commonly associated with the direct ownership of real estate include fluctuations in the value of underlying properties, defaults by borrowers or tenants, changes in interest rates and risks related to general or local economic conditions.

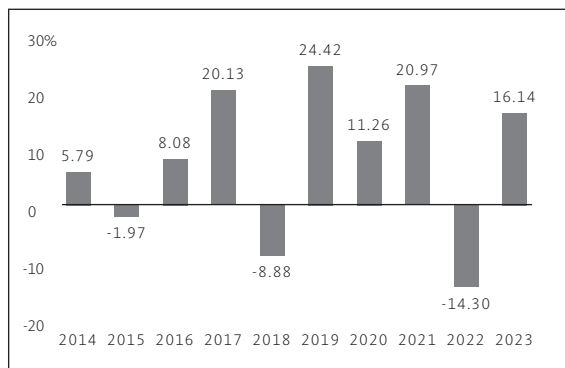
Short Sales Risk — A short sale involves the sale of a security that an Underlying SEI Fund does not own in the expectation of purchasing the same security (or a security exchangeable therefore) at a later date at a lower price. Short sales entered into by an Underlying SEI Fund expose the Fund to the risk that the Underlying SEI Fund will be required to buy a security sold short (also known as “covering” the short position) at a time when the security has appreciated in value, thus resulting in a loss to the Underlying SEI Fund and, therefore, the Fund, that is potentially unlimited. Reinvesting proceeds received from short selling may create leverage, which can amplify the effects of market volatility on the share price of an Underlying SEI Fund and, therefore, the Fund. Investment in short sales may also cause an Underlying SEI Fund to incur expenses related to borrowing securities. In addition, shorting a future contract may require posting only a margin that may amount to less than the notional exposure of the contract. Such a practice may exacerbate the loss in a case of adverse price action.

Exchange-Traded Products (ETPs) Risk — The risks of owning interests of an ETP, such as an ETF or exchange-traded commodity pool, generally reflect the same risks as owning the underlying securities or other instruments that the ETP is designed to track. The shares of certain ETPs may trade at a premium or discount to their intrinsic value (*i.e.*, the market value may differ from the net asset value of an ETP's shares). For example, supply and demand for shares of an ETF or market disruptions may cause the market price of the ETF to deviate from the value of the ETF's investments, which may be emphasized in less liquid markets. By investing in an ETP, the Fund or an Underlying SEI Fund indirectly bears the proportionate share of any fees and expenses of the ETP in addition to the fees and expenses that the Fund and its shareholders directly bear in connection with the Fund's operations. Because certain ETPs may have a significant portion of their assets exposed directly or indirectly to commodities or commodity-linked securities, developments affecting commodities may have a disproportionate impact on such ETPs and may subject the ETPs to greater volatility than investments in traditional securities.

Investing in the Fund involves risk, and there is no guarantee that the Fund will achieve its investment goal. You could lose money on your investment in the Fund, just as you could with other investments. An investment in the Fund is not a deposit of a bank and is not insured or guaranteed by the Federal Deposit Insurance Corporation or any other government agency.

Performance Information

The bar chart and the performance table below provide some indication of the risks of investing in the Fund by showing changes in the Fund's performance from year to year for the past ten calendar years and by showing how the Fund's average annual returns for 1, 5 and 10 years, and since the Fund's inception, compared with those of a broad measure of market performance. The Fund's past performance (before and after taxes) is not necessarily an indication of how the Fund will perform in the future. For current performance information, please call 1-800-DIAL-SEI.



Best Quarter: 18.35% (6/30/2020)

Worst Quarter: -22.88% (3/31/2020)

The Fund's Class F total return (pre-tax) from January 1, 2024 to June 30, 2024 was 7.42%.

Average Annual Total Returns (for the periods ended December 31, 2023)

This table compares the Fund's average annual total returns for Class F Shares to those of a broad-based index and the Fund's current and prior additional benchmark indexes. The Fund's additional index changed from the Morgan Stanley Capital International (MSCI) Europe, Australasia and the Far East (EAFE) Index to a blended benchmark (the "Blended Benchmark"), consisting of the ICE BofA US High Yield Constrained Index (USD) (5%), the S&P 500 Index (80%) and the MSCI EAFE Index (15%) because the Adviser believes the

Blended Benchmark better reflects the Fund's investment strategy. The foregoing indexes, when considered together, may provide investors with a useful comparison of the Fund's overall performance.

After-tax returns are calculated using the historical highest individual federal marginal income tax rates and do not reflect the impact of state and local taxes. Your actual after-tax returns will depend on your tax situation and may differ from those shown. After-tax returns shown are not relevant to investors who hold their Fund shares through tax-deferred arrangements, such as 401(k) plans or individual retirement accounts.

Tax-Managed Aggressive Strategy Fund — Class F	1 Year	5 Years	10 Years	Since Inception (11/17/2003)
Return Before Taxes	16.14%	10.76%	7.42%	7.48%
Return After Taxes on Distributions	14.46%	9.24%	6.39%	6.67%
Return After Taxes on Distributions and Sale of Fund Shares	10.38%	8.29%	5.77%	6.08%
S&P 500 Index Return (reflects no deduction for fees, expenses or taxes)	26.29%	15.69%	12.03%	9.98%
MSCI EAFE Index Return (reflects no deduction for fees or expenses)	18.24%	8.16%	4.28%	6.08%
Blended Benchmark Return (reflects no deduction for fees, expenses or taxes)	24.44%	14.06%	10.52%	9.29%

Management

Investment Adviser and Portfolio Managers. SEI Investments Management Corporation

Portfolio Manager	Experience with Fund	Title with Adviser
Bryan Hoffman, CFA	Since 2016	Portfolio Manager
Ryan Marcante, CFA	Since 2017	Portfolio Manager

For important information about the Purchase and Sale of Fund Shares, Tax Information and Payments to Broker-Dealers and Other Financial Intermediaries, please turn to page 84 of this prospectus.

CORE MARKET STRATEGY FUND

Fund Summary

Investment Goal

Capital appreciation while maintaining broad equity and fixed income market participation.

Fees and Expenses

This table describes the fees and expenses that you may pay if you buy, hold, and sell Fund shares. **You may pay other fees, such as brokerage commissions and other fees to financial intermediaries, which are not reflected in this table and examples below.**

ANNUAL FUND OPERATING EXPENSES

(expenses that you pay each year as a percentage of the value of your investment)	Class F Shares
Management Fees	0.10%
Distribution (12b-1) Fees	None
Other Expenses	0.55%
Acquired Fund Fees and Expenses (AFFE)	0.75%
Total Annual Fund Operating Expenses	1.40%[†]

[†] Because the Core Market Strategy Fund (Fund) incurred AFFE during the most recent fiscal year, the operating expenses in this fee table will not correlate to the expense ratio in the Fund's financial statements (or the "Financial Highlights" section in the prospectus) because the financial statements include only the direct operating expenses incurred by the Fund, not the indirect costs of investing in underlying funds.

EXAMPLE

This Example is intended to help you compare the cost of investing in the Fund with the cost of investing in other mutual funds. The Example assumes that you invest \$10,000 in the Fund for the time periods indicated and then redeem or hold all of your shares at the end of those periods. The Example also assumes that your investment has a 5% return each year and that the Fund's operating expenses remain the same. Although your actual costs may be higher or lower, based on these assumptions your costs would be:

	1 Year	3 Years	5 Years	10 Years
Core Market Strategy Fund — Class F Shares	\$143	\$443	\$766	\$1,680

PORTFOLIO TURNOVER

The Fund pays transaction costs, such as commissions, when it buys and sells securities (or "turns over" its portfolio). A higher portfolio turnover rate may indicate higher transaction costs and may result in higher taxes when Fund shares are held in a taxable account. These costs, which are not reflected in annual Fund operating expenses or in the Example, affect the Fund's performance. During the most recent fiscal year, the Fund's portfolio turnover rate was 19% of the average value of its portfolio.

Principal Investment Strategies

Under normal circumstances, the Fund will seek to generate capital appreciation while maintaining broad equity and fixed income market participation. The Fund predominantly invests in other SEI funds (including exchange-traded funds (ETFs)), each of which has its own investment goal (the Underlying SEI Funds). The Underlying SEI Funds invest, in turn, in securities and other instruments of various asset classes. Each of the Underlying SEI Funds is managed by one or more sub-advisers (each, a Sub-Adviser and collectively, the Sub-Advisers) under the supervision of SEI Investments Management Corporation (SIMC or the Adviser), or, in certain circumstances, is managed directly by SIMC.

The Fund's assets may be diversified across Underlying SEI bond and money market funds, equity funds, real estate funds and multi-asset funds. The bond funds may consist of a wide range of investment styles that provide exposure to U.S. and/or foreign fixed income securities of varying credit quality (including junk bonds), maturity and duration. The equity funds may consist of a wide range of investment styles that provide investment exposure to U.S. and/or foreign equity securities of companies of various capitalization ranges. The real estate funds provide exposure to the equity securities of real estate companies. The multi-asset funds consist of funds that seek to achieve their investment goals by selecting investments from among a broad range of asset classes. A multi-asset fund may also adjust its allocation among asset classes over short periods of time, and therefore it may provide the Fund with a dynamic investment component. Although a multi-asset fund could consist of equity securities, bonds or real estate securities, it may also provide exposure to additional asset classes, such as commodities.

The Fund's assets are allocated among a variety of Underlying SEI Funds within the following percentage ranges:

Underlying SEI Fund Type	Investment Range (Percentage of the Fund's Assets)
<u>Investment Grade Bond & Money Market Funds</u>	0-75%
<u>U.S. Equity Funds</u>	0-70%
<u>Multi-Asset Investment Funds</u>	0-60%
<u>International Equity Funds</u>	0-30%
<u>Non-Investment Grade Bond Funds</u>	0-30%
<u>Real Estate Funds</u>	0-20%

Principal Risks

The success of the Fund's investment strategy depends on SIMC's allocation of assets among the Underlying SEI Funds and its selection of exchange-traded products (ETPs) in which to invest that portion of the Fund's assets not allocated to the Underlying SEI Funds. In managing the Fund, SIMC may be incorrect in assessing market trends or the value or growth capability of particular asset classes or other investments. In addition, the methodology by which SIMC allocates the Fund's assets among the Underlying SEI Funds and other investments may not achieve desired results and may cause the Fund to lose money or underperform other comparable mutual funds.

The Underlying SEI Funds and ETPs in which the Fund invests may apply any of a variety of investment strategies and may invest in a broad range of asset classes, securities and other investments to attempt to

achieve their designated investment goals. The principal risks of the Fund as a result of its investments in the Underlying SEI Funds and ETPs or other investments are set forth below.

Fixed Income Market Risk — The prices of fixed income securities respond to economic developments, particularly interest rate changes, as well as to perceptions about the creditworthiness of individual issuers, including governments and their agencies. Generally, an Underlying SEI Fund's fixed income securities will decrease in value if interest rates rise and vice versa. In a low interest rate environment, risks associated with rising rates are heightened. Declines in dealer market-making capacity as a result of structural or regulatory changes could decrease liquidity and/or increase volatility in the fixed income markets. Markets for fixed income securities may decline significantly in response to adverse issuer, political, regulatory, market, economic or other developments that may cause broad changes in market value, public perceptions concerning these developments, and adverse investor sentiment or publicity. Similarly, environmental and public health risks, such as natural disasters or epidemics, or widespread fear that such events may occur, may impact markets adversely and cause market volatility in both the short- and long-term. In response to these events, the Underlying SEI Fund's and, in turn, the Fund's value may fluctuate and/or the Underlying SEI Fund and the Fund may experience increased redemptions from shareholders, which may impact the Underlying SEI Fund's and the Fund's liquidity or force the Underlying SEI Fund and the Fund to sell securities into a declining or illiquid market.

Equity Market Risk — The risk that the market value of a security may move up and down, sometimes rapidly and unpredictably. Market risk may affect a single issuer, an industry, a sector or the equity or bond market as a whole. Equity markets may decline significantly in response to adverse issuer, political, regulatory, market, economic or other developments that may cause broad changes in market value, public perceptions concerning these developments, and adverse investor sentiment or publicity. Similarly, environmental and public health risks, such as natural disasters or epidemics, or widespread fear that such events may occur, may impact markets adversely and cause market volatility in both the short- and long-term.

Investment Company Risk — When the Fund or an Underlying SEI Fund invests in an investment company, in addition to directly bearing the expenses associated with its own operations, it will bear a pro rata portion of the investment company's expenses. In addition, while the risks of owning shares of an investment company generally reflect the risks of owning the underlying investments of the investment company, the Fund may be subject to additional or different risks than if the Fund or an Underlying SEI Fund had invested directly in the underlying investments.

Asset Allocation Risk — The risk that SIMC's decisions regarding asset classes and Underlying SEI Funds will not anticipate market trends successfully.

U.S. Government Securities Risk — Although U.S. Government securities are considered to be among the safest investments, they are still subject to the credit risk of the U.S. Government and are not guaranteed against price movements due to changing interest rates. Obligations issued by some U.S. Government agencies are backed by the U.S. Treasury, while others are backed solely by the ability of the agency to borrow from the U.S. Treasury or by the agency's own resources. No assurance can be given that the U.S. Government will provide financial support to its agencies and instrumentalities if it is not obligated by law to do so.

Interest Rate Risk — The risk that a change in interest rates will cause a fall in the value of fixed income securities, including U.S. Government securities, in which the Underlying SEI Funds invest. Generally, the value of the Underlying SEI Funds' fixed income securities will vary inversely with the direction of prevailing interest rates. Changing interest rates may have unpredictable effects on the markets and may affect the

value and liquidity of instruments held by an Underlying SEI Fund. Although U.S. Government securities are considered to be among the safest investments, they are not guaranteed against price movements due to changing interest rates.

Small and Medium Capitalization Risk — Small and medium capitalization companies may be more vulnerable to adverse business or economic events than larger, more established companies. In particular, small and medium capitalization companies may have limited product lines, markets and financial resources and may depend upon a relatively small management group. Therefore, small and medium capitalization stocks may be more volatile than those of larger companies. Small and medium capitalization stocks may be traded over-the-counter (OTC). OTC stocks may trade less frequently and in smaller volume than exchange listed stocks and may have more price volatility than that of exchange-listed stocks.

Large Capitalization Risk — The risk that larger, more established companies may be unable to respond quickly to new competitive challenges such as changes in technology and consumer tastes. Larger companies also may not be able to attain the high growth rates of successful smaller companies.

Commodity Investments Risk — Certain Underlying SEI Funds may invest a portion of their assets in a wholly owned subsidiary that is not registered under the Investment Company Act of 1940, as amended, and invests directly in commodities and commodity-related instruments. Other Underlying SEI Funds may have indirect exposure to commodities by investing in commodity-related instruments. Commodity investments and derivatives may be more volatile and less liquid than direct investments in the underlying commodities themselves. Commodity-related equity returns can also be affected by the issuer's financial structure or the performance of unrelated businesses. The value of a commodity investment or a derivative investment in commodities is typically based upon the price movements of a physical commodity, a commodity futures contract or commodity index or some other readily measurable economic variable that is dependent upon changes in the value of commodities or the commodities markets. The value of these securities will rise or fall in response to changes in the underlying commodity or related benchmark or investment, changes in interest rates, or factors affecting a particular industry or commodity, such as natural disasters, weather and U.S. and international economic, political and regulatory developments.

Short Sales Risk — A short sale involves the sale of a security that an Underlying SEI Fund does not own in the expectation of purchasing the same security (or a security exchangeable therefore) at a later date at a lower price. Short sales entered into by an Underlying SEI Fund expose the Fund to the risk that the Underlying SEI Fund will be required to buy a security sold short (also known as "covering" the short position) at a time when the security has appreciated in value, thus resulting in a loss to the Underlying SEI Fund and, therefore, the Fund, that is potentially unlimited. Reinvesting proceeds received from short selling may create leverage, which can amplify the effects of market volatility on the share price of an Underlying SEI Fund and, therefore, the Fund. Investment in short sales may also cause an Underlying SEI Fund to incur expenses related to borrowing securities. In addition, shorting a future contract may require posting only a margin that may amount to less than the notional exposure of the contract. Such a practice may exacerbate the loss in a case of adverse price action.

Foreign Investment/Emerging Markets Risk — The risk that non-U.S. securities may be subject to additional risks due to, among other things, political, social and economic developments abroad, currency movements, and different legal, regulatory, tax, accounting and audit environments. These additional risks may be heightened with respect to emerging market countries because political turmoil and rapid changes in economic conditions are more likely to occur in these countries. Investments in emerging markets are subject to the added risk that information in emerging market investments may be unreliable or outdated due to

differences in regulatory, accounting or auditing and financial record keeping standards, or because less information about emerging market investments is publicly available. In addition, the rights and remedies associated with emerging market investments may be different than investments in developed markets. A lack of reliable information, rights and remedies increase the risks of investing in emerging markets in comparison to more developed markets. In addition, periodic U.S. Government restrictions on investments in issuers from certain foreign countries may require the Fund or an Underlying SEI Fund to sell such investments at inopportune times, which could result in losses to the Fund or an Underlying SEI Fund.

Currency Risk — As a result of the Fund's and certain Underlying SEI Funds' investments in securities or other investments denominated in, and/or receiving revenues in, foreign currencies, the Fund will be subject to currency risk. Currency risk is the risk that foreign currencies will decline in value relative to the U.S. dollar or, in the case of hedging positions, that the U.S. dollar will decline in value relative to the currency hedged. In either event, the dollar value of an investment in the Fund or an Underlying SEI Fund would be adversely affected. Currency exchange rates may fluctuate in response to, among other things, changes in interest rates, intervention (or failure to intervene) by U.S. or foreign governments, central banks or supranational entities, or by the imposition of currency controls or other political developments in the United States or abroad.

Below Investment Grade Securities (Junk Bonds) Risk — Fixed income securities rated below investment grade (junk bonds) involve greater risk of default or downgrade and are generally more volatile than investment grade securities because the prospect for repayment of principal and interest of many of these securities is speculative. Because these securities typically offer a higher rate of return to compensate for these risks, they are sometimes referred to as "high yield bonds," but there is no guarantee that an investment in these securities will result in a high rate of return.

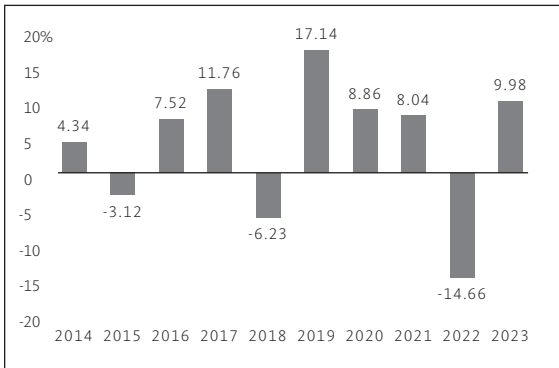
Real Estate Industry Risk — Securities of companies principally engaged in the real estate industry may be subject to the risks associated with the direct ownership of real estate. Risks commonly associated with the direct ownership of real estate include fluctuations in the value of underlying properties, defaults by borrowers or tenants, changes in interest rates and risks related to general or local economic conditions.

Exchange-Traded Products Risk — The risks of owning interests of an ETP, such as an ETF or exchange-traded commodity pool, generally reflect the same risks as owning the underlying securities or other instruments that the ETP is designed to track. The shares of certain ETPs may trade at a premium or discount to their intrinsic value (*i.e.*, the market value may differ from the net asset value of an ETP's shares). For example, supply and demand for shares of an ETF or market disruptions may cause the market price of the ETF to deviate from the value of the ETF's investments, which may be emphasized in less liquid markets. By investing in an ETP, the Fund or an Underlying SEI Fund indirectly bears the proportionate share of any fees and expenses of the ETP in addition to the fees and expenses that the Fund and its shareholders directly bear in connection with the Fund's operations. Because certain ETPs may have a significant portion of their assets exposed directly or indirectly to commodities or commodity-linked securities, developments affecting commodities may have a disproportionate impact on such ETPs and may subject the ETPs to greater volatility than investments in traditional securities.

Investing in the Fund involves risk, and there is no guarantee that the Fund will achieve its investment goal. You could lose money on your investment in the Fund, just as you could with other investments. An investment in the Fund is not a deposit of a bank and is not insured or guaranteed by the Federal Deposit Insurance Corporation or any other government agency.

Performance Information

The bar chart and the performance table below provide some indication of the risks of investing in the Fund by showing changes in the Fund's performance from year to year for the past ten calendar years and by showing how the Fund's average annual returns for 1, 5 and 10 years, and since the Fund's inception, compared with those of a broad measure of market performance. The Fund's past performance (before and after taxes) is not necessarily an indication of how the Fund will perform in the future. For current performance information, please call 1-800-DIAL-SEI.



Best Quarter: 11.01% (6/30/2020)

Worst Quarter: -13.12% (3/31/2020)

The Fund's Class F total return (pre-tax) from January 1, 2024 to June 30, 2024 was 4.55%.

Average Annual Total Returns (for the periods ended December 31, 2023)

This table compares the Fund's average annual total returns for Class F Shares to those of a broad-based index and the Fund's current and prior additional benchmark indexes. The Fund's additional indexes changed from the Standard & Poor's 500 Composite Stock Price Index (S&P 500 Index) and the Morgan Stanley Capital International (MSCI) Europe, Australasia and the Far East (EAFE) Index to a blended benchmark (the "Blended Benchmark"), consisting of the Bloomberg U.S. Aggregate Bond Index (50%), the Russell 3000 Index (30%) and the MSCI ACWI ex-USA Index (20%) because the Adviser believes the Blended Benchmark better reflects the Fund's investment strategy. The foregoing indexes, when considered together, may provide investors with a useful comparison of the Fund's overall performance.

After-tax returns are calculated using the historical highest individual federal marginal income tax rates and do not reflect the impact of state and local taxes. Your actual after-tax returns will depend on your tax situation and may differ from those shown. After-tax returns shown are not relevant to investors who hold their Fund shares through tax-deferred arrangements, such as 401(k) plans or individual retirement accounts.

Core Market Strategy Fund — Class F	1 Year	5 Years	10 Years	Since Inception (11/17/2003)
Return Before Taxes	9.98%	5.28%	3.95%	4.72%
Return After Taxes on Distributions	8.77%	3.11%	2.24%	3.19%
Return After Taxes on Distributions and Sale of Fund Shares	6.00%	3.51%	2.53%	3.24%
Bloomberg U.S. Aggregate Bond Index Return (reflects no deduction for fees, expenses or taxes)	5.53%	1.10%	1.81%	3.17%
S&P 500 Index Return (reflects no deduction for fees, expenses or taxes)	26.29%	15.69%	12.03%	9.98%
MSCI EAFE Index Return (reflects no deduction for fees or expenses)	18.24%	8.16%	4.28%	6.08%
Blended Benchmark Return (reflects no deduction for fees, expenses or taxes)	13.50%	6.73%	5.33%	6.11%

Management

Investment Adviser and Portfolio Managers. SEI Investments Management Corporation

Portfolio Manager	Experience with Fund	Title with Adviser
Bryan Hoffman, CFA	Since 2016	Portfolio Manager
Ryan Marcante, CFA	Since 2017	Portfolio Manager

For important information about the Purchase and Sale of Fund Shares, Tax Information and Payments to Broker-Dealers and Other Financial Intermediaries, please turn to page 84 of this prospectus.

CORE MARKET STRATEGY ALLOCATION FUND

Fund Summary

Investment Goal

Provide the opportunity for capital appreciation with some opportunity to generate income.

Fees and Expenses

This table describes the fees and expenses that you may pay if you buy, hold, and sell Fund shares. **You may pay other fees, such as brokerage commissions and other fees to financial intermediaries, which are not reflected in this table and examples below.**

ANNUAL FUND OPERATING EXPENSES

(expenses that you pay each year as a percentage of the value of your investment)	Class F Shares
Management Fees	0.10%
Distribution (12b-1) Fees	None
Other Expenses	0.54%
Acquired Fund Fees and Expenses (AFFE)	0.74%
Total Annual Fund Operating Expenses	1.38%[†]

[†] Because the Core Market Strategy Allocation Fund (Fund) incurred AFFE during the most recent fiscal year, the operating expenses in this fee table will not correlate to the expense ratio in the Fund's financial statements (or the "Financial Highlights" section in the prospectus) because the financial statements include only the direct operating expenses incurred by the Fund, not the indirect costs of investing in underlying funds.

EXAMPLE

This Example is intended to help you compare the cost of investing in the Fund with the cost of investing in other mutual funds. The Example assumes that you invest \$10,000 in the Fund for the time periods indicated and then redeem or hold all of your shares at the end of those periods. The Example also assumes that your investment has a 5% return each year and that the Fund's operating expenses remain the same. Although your actual costs may be higher or lower, based on these assumptions your costs would be:

	1 Year	3 Years	5 Years	10 Years
Core Market Strategy Allocation Fund — Class F Shares	\$140	\$437	\$755	\$1,657

PORTFOLIO TURNOVER

The Fund pays transaction costs, such as commissions, when it buys and sells securities (or "turns over" its portfolio). A higher portfolio turnover rate may indicate higher transaction costs and may result in higher taxes when Fund shares are held in a taxable account. These costs, which are not reflected in annual Fund operating expenses or in the Example, affect the Fund's performance. During the most recent fiscal year, the Fund's portfolio turnover rate was 6% of the average value of its portfolio.

Principal Investment Strategies

GoalLink Strategy Component

The Fund is designed to be one component of a broader strategy (GoalLink Strategy) employed by SEI Investments Management Corporation (SIMC or the Adviser), in which shareholders allocate their overall investment portfolio among investments in the Fund as well as one or more SEI funds that invest primarily in municipal bonds (Muni Bond Funds). The allocation between the Fund and the Muni Bond Funds is based on models developed by SIMC and selected by the shareholder (in consultation with his or her investment adviser). Accordingly, the Fund is not recommended for persons who do not participate in the GoalLink Strategy.

Investment Strategy

Under normal circumstances, the Fund will seek to provide the opportunity for capital appreciation with some opportunity to generate income. The Fund invests in other SEI funds (which may include exchange-traded funds (ETFs)), each of which has its own investment goal (the Underlying SEI Funds), that form the non-Underlying Muni Bond Fund component of the GoalLink Strategy. The Underlying SEI Funds invest, in turn, in securities and other instruments of various asset classes. Each of the Underlying SEI Funds is managed by one or more sub-advisers (each, a Sub-Adviser and collectively, the Sub-Advisers) under the supervision of SIMC, or, in certain circumstances, is managed directly by SIMC.

The Fund's assets may be diversified across Underlying SEI equity funds, bond and money market funds, and real estate funds. The equity funds may consist of a wide range of investment styles that provide investment exposure to U.S. and/or foreign equity securities of companies of various capitalization ranges. The bond funds may consist of a wide range of investment styles that provide exposure to U.S. and/or foreign fixed income securities of varying credit quality (including junk bonds), maturity and duration. The real estate funds provide exposure to the equity securities of real estate companies.

The Fund's assets are allocated among a variety of Underlying SEI Funds within the following percentage ranges:

Underlying SEI Fund Type	Investment Range (Percentage of the Fund's Assets)
U.S. Equity Funds	20-100%
Investment Grade Bond & Money Market Funds	0-75%
Non-Investment Grade Bond Funds	0-60%
International Equity Funds	0-60%
Real Estate Funds	0-40%

Principal Risks

The success of the Fund's investment strategy depends on SIMC's allocation of assets among the Underlying SEI Funds. In managing the Fund, SIMC may be incorrect in assessing market trends or the value or growth capability of particular asset classes. In addition, the methodology by which SIMC allocates the Fund's assets among the Underlying SEI Funds may not achieve desired results and may cause the Fund to lose money or underperform other comparable mutual funds.

The Underlying SEI Funds may apply any of a variety of investment strategies and may invest in a broad range of asset classes, securities and other investments to attempt to achieve their designated investment goals. The principal risks of the Fund's investments in the Underlying SEI Funds are set forth below.

Equity Market Risk — The risk that the market value of a security may move up and down, sometimes rapidly and unpredictably. Market risk may affect a single issuer, an industry, a sector or the equity or bond market as a whole. Equity markets may decline significantly in response to adverse issuer, political, regulatory, market, economic or other developments that may cause broad changes in market value, public perceptions concerning these developments, and adverse investor sentiment or publicity. Similarly, environmental and public health risks, such as natural disasters or epidemics, or widespread fear that such events may occur, may impact markets adversely and cause market volatility in both the short- and long-term.

Fixed Income Market Risk — The prices of fixed income securities respond to economic developments, particularly interest rate changes, as well as to perceptions about the creditworthiness of individual issuers, including governments and their agencies. Generally, an Underlying SEI Fund's fixed income securities will decrease in value if interest rates rise and vice versa. In a low interest rate environment, risks associated with rising rates are heightened. Declines in dealer market-making capacity as a result of structural or regulatory changes could decrease liquidity and/or increase volatility in the fixed income markets. Markets for fixed income securities may decline significantly in response to adverse issuer, political, regulatory, market, economic or other developments that may cause broad changes in market value, public perceptions concerning these developments, and adverse investor sentiment or publicity. Similarly, environmental and public health risks, such as natural disasters or epidemics, or widespread fear that such events may occur, may impact markets adversely and cause market volatility in both the short- and long-term. In response to these events, the Underlying SEI Fund's and, in turn, the Fund's value may fluctuate and/or the Underlying SEI Fund and the Fund may experience increased redemptions from shareholders, which may impact the Underlying SEI Fund's and the Fund's liquidity or force the Underlying SEI Fund and the Fund to sell securities into a declining or illiquid market.

Strategy Risk — The Fund is intended to be used only as a part of the GoalLink Strategy and is not designed as a stand-alone investment. The overall investment risk to a shareholder is significantly different when not combined with recommended investments in SEI funds that invest primarily in municipal bonds as part of a GoalLink Strategy.

Taxation Risk — The Fund is managed to minimize tax consequences to investors, but will likely earn taxable income and gains from time to time.

Investment Company Risk — When the Fund or an Underlying SEI Fund invests in an investment company, in addition to directly bearing the expenses associated with its own operations, it will bear a pro rata portion of the investment company's expenses. In addition, while the risks of owning shares of an investment company generally reflect the risks of owning the underlying investments of the investment company, the Fund may be subject to additional or different risks than if the Fund or an Underlying SEI Fund had invested directly in the underlying investments.

Asset Allocation Risk — The risk that SIMC's decisions regarding asset classes and Underlying SEI Funds will not anticipate market trends successfully.

Small and Medium Capitalization Risk — Small and medium capitalization companies may be more vulnerable to adverse business or economic events than larger, more established companies. In particular, small and medium capitalization companies may have limited product lines, markets and financial resources and may

depend upon a relatively small management group. Therefore, small and medium capitalization stocks may be more volatile than those of larger companies. Small and medium capitalization stocks may be traded over-the-counter (OTC). OTC stocks may trade less frequently and in smaller volume than exchange listed stocks and may have more price volatility than that of exchange-listed stocks.

Large Capitalization Risk — The risk that larger, more established companies may be unable to respond quickly to new competitive challenges such as changes in technology and consumer tastes. Larger companies also may not be able to attain the high growth rates of successful smaller companies.

U.S. Government Securities Risk — Although U.S. Government securities are considered to be among the safest investments, they are still subject to the credit risk of the U.S. Government and are not guaranteed against price movements due to changing interest rates. Obligations issued by some U.S. Government agencies are backed by the U.S. Treasury, while others are backed solely by the ability of the agency to borrow from the U.S. Treasury or by the agency's own resources. No assurance can be given that the U.S. Government will provide financial support to its agencies and instrumentalities if it is not obligated by law to do so.

Below Investment Grade Securities (Junk Bonds) Risk — Fixed income securities rated below investment grade (junk bonds) involve greater risk of default or downgrade and are generally more volatile than investment grade securities because the prospect for repayment of principal and interest of many of these securities is speculative. Because these securities typically offer a higher rate of return to compensate for these risks, they are sometimes referred to as "high yield bonds," but there is no guarantee that an investment in these securities will result in a high rate of return.

Interest Rate Risk — The risk that a change in interest rates will cause a fall in the value of fixed income securities, including U.S. Government securities, in which the Underlying SEI Funds invest. Generally, the value of the Underlying SEI Funds' fixed income securities will vary inversely with the direction of prevailing interest rates. Changing interest rates may have unpredictable effects on the markets and may affect the value and liquidity of instruments held by an Underlying SEI Fund. Although U.S. Government securities are considered to be among the safest investments, they are not guaranteed against price movements due to changing interest rates.

Foreign Investment/Emerging Markets Risk — The risk that non-U.S. securities may be subject to additional risks due to, among other things, political, social and economic developments abroad, currency movements, and different legal, regulatory, tax, accounting and audit environments. These additional risks may be heightened with respect to emerging market countries because political turmoil and rapid changes in economic conditions are more likely to occur in these countries. Investments in emerging markets are subject to the added risk that information in emerging market investments may be unreliable or outdated due to differences in regulatory, accounting or auditing and financial record keeping standards, or because less information about emerging market investments is publicly available. In addition, the rights and remedies associated with emerging market investments may be different than investments in developed markets. A lack of reliable information, rights and remedies increase the risks of investing in emerging markets in comparison to more developed markets. In addition, periodic U.S. Government restrictions on investments in issuers from certain foreign countries may require the Fund or an Underlying SEI Fund to sell such investments at inopportune times, which could result in losses to the Fund or an Underlying SEI Fund.

Real Estate Industry Risk — Securities of companies principally engaged in the real estate industry may be subject to the risks associated with the direct ownership of real estate. Risks commonly associated with the

direct ownership of real estate include fluctuations in the value of underlying properties, defaults by borrowers or tenants, changes in interest rates and risks related to general or local economic conditions.

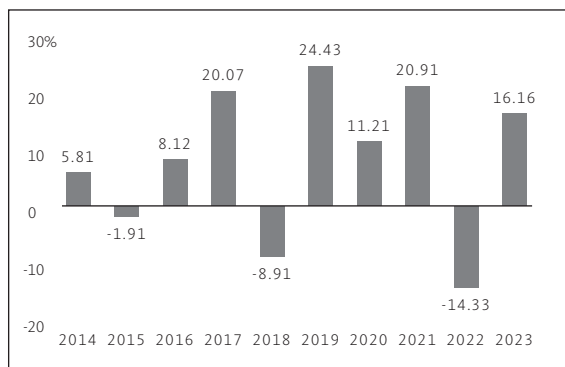
Short Sales Risk — A short sale involves the sale of a security that an Underlying SEI Fund does not own in the expectation of purchasing the same security (or a security exchangeable therefore) at a later date at a lower price. Short sales entered into by an Underlying SEI Fund expose the Fund to the risk that the Underlying SEI Fund will be required to buy a security sold short (also known as “covering” the short position) at a time when the security has appreciated in value, thus resulting in a loss to the Underlying SEI Fund and, therefore, the Fund, that is potentially unlimited. Reinvesting proceeds received from short selling may create leverage, which can amplify the effects of market volatility on the share price of an Underlying SEI Fund and, therefore, the Fund. Investment in short sales may also cause an Underlying SEI Fund to incur expenses related to borrowing securities. In addition, shorting a future contract may require posting only a margin that may amount to less than the notional exposure of the contract. Such a practice may exacerbate the loss in a case of adverse price action.

Exchange-Traded Products (ETPs) Risk — The risks of owning interests of an ETP, such as an ETF or exchange-traded commodity pool, generally reflect the same risks as owning the underlying securities or other instruments that the ETP is designed to track. The shares of certain ETPs may trade at a premium or discount to their intrinsic value (*i.e.*, the market value may differ from the net asset value of an ETP’s shares). For example, supply and demand for shares of an ETF or market disruptions may cause the market price of the ETF to deviate from the value of the ETF’s investments, which may be emphasized in less liquid markets. By investing in an ETP, the Fund or an Underlying SEI Fund indirectly bears the proportionate share of any fees and expenses of the ETP in addition to the fees and expenses that the Fund and its shareholders directly bear in connection with the Fund’s operations. Because certain ETPs may have a significant portion of their assets exposed directly or indirectly to commodities or commodity-linked securities, developments affecting commodities may have a disproportionate impact on such ETPs and may subject the ETPs to greater volatility than investments in traditional securities.

Investing in the Fund involves risk, and there is no guarantee that the Fund will achieve its investment goal. You could lose money on your investment in the Fund, just as you could with other investments. An investment in the Fund is not a deposit of a bank and is not insured or guaranteed by the Federal Deposit Insurance Corporation or any other government agency.

Performance Information

The bar chart and the performance table below provide some indication of the risks of investing in the Fund by showing changes in the Fund’s performance from year to year for the past ten calendar years and by showing how the Fund’s average annual returns for 1, 5 and 10 years, and since the Fund’s inception, compared with those of a broad measure of market performance. The Fund’s past performance (before and after taxes) is not necessarily an indication of how the Fund will perform in the future. For current performance information, please call 1-800-DIAL-SEI.



Best Quarter: 18.33% (6/30/2020)

Worst Quarter: -22.91% (3/31/2020)

The Fund's Class F total return (pre-tax) from January 1, 2024 to June 30, 2024 was 7.37%.

Average Annual Total Returns (for the periods ended December 31, 2023)

This table compares the Fund's average annual total returns for Class F Shares to those of a broad-based index and the Fund's current and prior additional benchmark indexes. The Fund's additional indexes changed from the Bloomberg U.S. Aggregate Bond Index and the Morgan Stanley Capital International (MSCI) Europe, Australasia and the Far East (EAFE) Index to a blended benchmark (the "Blended Benchmark"), consisting of the ICE BofA US High Yield Constrained Index (USD) (10%), the S&P 500 Index (75%) and the MSCI EAFE Index (15%) because the Adviser believes the Blended Benchmark better reflects the Fund's investment strategy. The foregoing indexes, when considered together, may provide investors with a useful comparison of the Fund's overall performance.

After-tax returns are calculated using the historical highest individual federal marginal income tax rates and do not reflect the impact of state and local taxes. Your actual after-tax returns will depend on your tax situation and may differ from those shown. After-tax returns shown are not relevant to investors who hold their Fund shares through tax-deferred arrangements, such as 401(k) plans or individual retirement accounts.

Core Market Strategy Allocation Fund — Class F	1 Year	5 Years	10 Years	Since Inception (11/17/2003)
Return Before Taxes	16.16%	10.74%	7.41%	7.07%
Return After Taxes on Distributions	14.17%	8.77%	6.12%	6.08%
Return After Taxes on Distributions and Sale of Fund Shares	10.57%	8.23%	5.73%	5.66%
S&P 500 Index Return (reflects no deduction for fees, expenses or taxes)	26.29%	15.69%	12.03%	9.98%
Bloomberg U.S. Aggregate Bond Index Return (reflects no deduction for fees, expenses or taxes)	5.53%	1.10%	1.81%	3.17%
MSCI EAFE Index Return (reflects no deduction for fees or expenses)	18.24%	8.16%	4.28%	6.08%
Blended Benchmark Return (reflects no deduction for fees, expenses or taxes)	23.79%	13.55%	10.16%	9.14%

Management

Investment Adviser and Portfolio Managers. SEI Investments Management Corporation

Portfolio Manager	Experience with Fund	Title with Adviser
Bryan Hoffman, CFA	Since 2016	Portfolio Manager
Ryan Marcante, CFA	Since 2017	Portfolio Manager

For important information about the Purchase and Sale of Fund Shares, Tax Information and Payments to Broker-Dealers and Other Financial Intermediaries, please turn to page 84 of this prospectus.

MARKET GROWTH STRATEGY FUND

Fund Summary

Investment Goal

Capital appreciation while maintaining broad equity and fixed income market participation.

Fees and Expenses

This table describes the fees and expenses that you may pay if you buy, hold, and sell Fund shares. **You may pay other fees, such as brokerage commissions and other fees to financial intermediaries, which are not reflected in this table and examples below.**

ANNUAL FUND OPERATING EXPENSES

(expenses that you pay each year as a percentage of the value of your investment)

	Class F Shares
Management Fees	0.10%
Distribution (12b-1) Fees	None
Other Expenses	0.55%
Acquired Fund Fees and Expenses (AFFE)	0.78%
Total Annual Fund Operating Expenses	1.43%[†]

[†] Because the Market Growth Strategy Fund (Fund) incurred AFFE during the most recent fiscal year, the operating expenses in this fee table will not correlate to the expense ratio in the Fund's financial statements (or the "Financial Highlights" section in the prospectus) because the financial statements include only the direct operating expenses incurred by the Fund, not the indirect costs of investing in underlying funds.

EXAMPLE

This Example is intended to help you compare the cost of investing in the Fund with the cost of investing in other mutual funds. The Example assumes that you invest \$10,000 in the Fund for the time periods indicated and then redeem or hold all of your shares at the end of those periods. The Example also assumes that your investment has a 5% return each year and that the Fund's operating expenses remain the same. Although your actual costs may be higher or lower, based on these assumptions your costs would be:

	1 Year	3 Years	5 Years	10 Years
Market Growth Strategy Fund — Class F Shares	\$146	\$452	\$782	\$1,713

PORTFOLIO TURNOVER

The Fund pays transaction costs, such as commissions, when it buys and sells securities (or "turns over" its portfolio). A higher portfolio turnover rate may indicate higher transaction costs and may result in higher taxes when Fund shares are held in a taxable account. These costs, which are not reflected in annual Fund operating expenses or in the Example, affect the Fund's performance. During the most recent fiscal year, the Fund's portfolio turnover rate was 20% of the average value of its portfolio.

Principal Investment Strategies

Under normal circumstances, the Fund will seek to generate capital appreciation while maintaining broad equity and fixed income market participation. The Fund predominantly invests in other SEI funds (including exchange-traded funds (ETFs)), each of which has its own investment goal (the Underlying SEI Funds). The Underlying SEI Funds invest, in turn, in securities and other instruments of various asset classes. Each of the Underlying SEI Funds is managed by one or more sub-advisers (each, a Sub-Adviser and collectively, the Sub-Advisers) under the supervision of SEI Investments Management Corporation (SIMC or the Adviser), or, in certain circumstances, is managed directly by SIMC.

The Fund's assets may be diversified across Underlying SEI equity funds, bond and money market funds, real estate funds and multi-asset funds. The equity funds may consist of a wide range of investment styles that provide investment exposure to U.S. and/or foreign equity securities of companies of various capitalization ranges. The bond funds may consist of a wide range of investment styles that provide exposure to U.S. and/or foreign fixed income securities of varying credit quality (including junk bonds), maturity and duration. The real estate funds provide exposure to the equity securities of real estate companies. The multi-asset funds consist of funds that seek to achieve their investment goals by selecting investments from among a broad range of asset classes. A multi-asset fund may also adjust its allocation among asset classes over short periods of time, and therefore it may provide the Fund with a dynamic investment component. Although a multi-asset fund could consist of equity securities, bonds or real estate securities, it may also provide exposure to additional asset classes, such as commodities.

The Fund's assets are allocated among a variety of Underlying SEI Funds within the following percentage ranges:

Underlying SEI Fund Type	Investment Range (Percentage of the Fund's Assets)
U.S. Equity Funds	10-85%
Multi-Asset Investment Funds	0-60%
Investment Grade Bond & Money Market Funds	0-50%
Non-Investment Grade Bond Funds	0-35%
International Equity Funds	0-35%
Real Estate Funds	0-20%

Principal Risks

The success of the Fund's investment strategy depends on SIMC's allocation of assets among the Underlying SEI Funds and its selection of exchange-traded products (ETPs) in which to invest that portion of the Fund's assets not allocated to the Underlying SEI Funds. In managing the Fund, SIMC may be incorrect in assessing market trends or the value or growth capability of particular asset classes or other investments. In addition, the methodology by which SIMC allocates the Fund's assets among the Underlying SEI Funds and other investments may not achieve desired results and may cause the Fund to lose money or underperform other comparable mutual funds.

The Underlying SEI Funds and ETPs in which the Fund invests may apply any of a variety of investment strategies and may invest in a broad range of asset classes, securities and other investments to attempt to

achieve their designated investment goals. The principal risks of the Fund as a result of its investments in the Underlying SEI Funds and ETPs or other investments are set forth below.

Equity Market Risk — The risk that the market value of a security may move up and down, sometimes rapidly and unpredictably. Market risk may affect a single issuer, an industry, a sector or the equity or bond market as a whole. Equity markets may decline significantly in response to adverse issuer, political, regulatory, market, economic or other developments that may cause broad changes in market value, public perceptions concerning these developments, and adverse investor sentiment or publicity. Similarly, environmental and public health risks, such as natural disasters or epidemics, or widespread fear that such events may occur, may impact markets adversely and cause market volatility in both the short- and long-term.

Fixed Income Market Risk — The prices of fixed income securities respond to economic developments, particularly interest rate changes, as well as to perceptions about the creditworthiness of individual issuers, including governments and their agencies. Generally, an Underlying SEI Fund's fixed income securities will decrease in value if interest rates rise and vice versa. In a low interest rate environment, risks associated with rising rates are heightened. Declines in dealer market-making capacity as a result of structural or regulatory changes could decrease liquidity and/or increase volatility in the fixed income markets. Markets for fixed income securities may decline significantly in response to adverse issuer, political, regulatory, market, economic or other developments that may cause broad changes in market value, public perceptions concerning these developments, and adverse investor sentiment or publicity. Similarly, environmental and public health risks, such as natural disasters or epidemics, or widespread fear that such events may occur, may impact markets adversely and cause market volatility in both the short- and long-term. In response to these events, the Underlying SEI Fund's and, in turn, the Fund's value may fluctuate and/or the Underlying SEI Fund and the Fund may experience increased redemptions from shareholders, which may impact the Underlying SEI Fund's and the Fund's liquidity or force the Underlying SEI Fund and the Fund to sell securities into a declining or illiquid market.

Investment Company Risk — When the Fund or an Underlying SEI Fund invests in an investment company, in addition to directly bearing the expenses associated with its own operations, it will bear a pro rata portion of the investment company's expenses. In addition, while the risks of owning shares of an investment company generally reflect the risks of owning the underlying investments of the investment company, the Fund may be subject to additional or different risks than if the Fund or an Underlying SEI Fund had invested directly in the underlying investments.

Asset Allocation Risk — The risk that SIMC's decisions regarding asset classes and Underlying SEI Funds will not anticipate market trends successfully.

Small and Medium Capitalization Risk — Small and medium capitalization companies may be more vulnerable to adverse business or economic events than larger, more established companies. In particular, small and medium capitalization companies may have limited product lines, markets and financial resources and may depend upon a relatively small management group. Therefore, small and medium capitalization stocks may be more volatile than those of larger companies. Small and medium capitalization stocks may be traded over-the-counter (OTC). OTC stocks may trade less frequently and in smaller volume than exchange listed stocks and may have more price volatility than that of exchange-listed stocks.

Large Capitalization Risk — The risk that larger, more established companies may be unable to respond quickly to new competitive challenges such as changes in technology and consumer tastes. Larger companies also may not be able to attain the high growth rates of successful smaller companies.

Commodity Investments Risk — Certain Underlying SEI Funds may invest a portion of their assets in a wholly owned subsidiary that is not registered under the Investment Company Act of 1940, as amended, and invests directly in commodities and commodity-related instruments. Other Underlying SEI Funds may have indirect exposure to commodities by investing in commodity-related instruments. Commodity investments and derivatives may be more volatile and less liquid than direct investments in the underlying commodities themselves. Commodity-related equity returns can also be affected by the issuer's financial structure or the performance of unrelated businesses. The value of a commodity investment or a derivative investment in commodities is typically based upon the price movements of a physical commodity, a commodity futures contract or commodity index or some other readily measurable economic variable that is dependent upon changes in the value of commodities or the commodities markets. The value of these securities will rise or fall in response to changes in the underlying commodity or related benchmark or investment, changes in interest rates, or factors affecting a particular industry or commodity, such as natural disasters, weather and U.S. and international economic, political and regulatory developments.

Short Sales Risk — A short sale involves the sale of a security that an Underlying SEI Fund does not own in the expectation of purchasing the same security (or a security exchangeable therefore) at a later date at a lower price. Short sales entered into by an Underlying SEI Fund expose the Fund to the risk that the Underlying SEI Fund will be required to buy a security sold short (also known as "covering" the short position) at a time when the security has appreciated in value, thus resulting in a loss to the Underlying SEI Fund and, therefore, the Fund, that is potentially unlimited. Reinvesting proceeds received from short selling may create leverage, which can amplify the effects of market volatility on the share price of an Underlying SEI Fund and, therefore, the Fund. Investment in short sales may also cause an Underlying SEI Fund to incur expenses related to borrowing securities. In addition, shorting a future contract may require posting only a margin that may amount to less than the notional exposure of the contract. Such a practice may exacerbate the loss in a case of adverse price action.

U.S. Government Securities Risk — Although U.S. Government securities are considered to be among the safest investments, they are still subject to the credit risk of the U.S. Government and are not guaranteed against price movements due to changing interest rates. Obligations issued by some U.S. Government agencies are backed by the U.S. Treasury, while others are backed solely by the ability of the agency to borrow from the U.S. Treasury or by the agency's own resources. No assurance can be given that the U.S. Government will provide financial support to its agencies and instrumentalities if it is not obligated by law to do so.

Below Investment Grade Securities (Junk Bonds) Risk — Fixed income securities rated below investment grade (junk bonds) involve greater risk of default or downgrade and are generally more volatile than investment grade securities because the prospect for repayment of principal and interest of many of these securities is speculative. Because these securities typically offer a higher rate of return to compensate for these risks, they are sometimes referred to as "high yield bonds," but there is no guarantee that an investment in these securities will result in a high rate of return.

Interest Rate Risk — The risk that a change in interest rates will cause a fall in the value of fixed income securities, including U.S. Government securities, in which the Underlying SEI Funds invest. Generally, the value of the Underlying SEI Funds' fixed income securities will vary inversely with the direction of prevailing interest rates. Changing interest rates may have unpredictable effects on the markets and may affect the value and liquidity of instruments held by an Underlying SEI Fund. Although U.S. Government securities are considered to be among the safest investments, they are not guaranteed against price movements due to changing interest rates.

Foreign Investment/Emerging Markets Risk — The risk that non-U.S. securities may be subject to additional risks due to, among other things, political, social and economic developments abroad, currency movements, and different legal, regulatory, tax, accounting and audit environments. These additional risks may be heightened with respect to emerging market countries because political turmoil and rapid changes in economic conditions are more likely to occur in these countries. Investments in emerging markets are subject to the added risk that information in emerging market investments may be unreliable or outdated due to differences in regulatory, accounting or auditing and financial record keeping standards, or because less information about emerging market investments is publicly available. In addition, the rights and remedies associated with emerging market investments may be different than investments in developed markets. A lack of reliable information, rights and remedies increase the risks of investing in emerging markets in comparison to more developed markets. In addition, periodic U.S. Government restrictions on investments in issuers from certain foreign countries may require the Fund or an Underlying SEI Fund to sell such investments at inopportune times, which could result in losses to the Fund or an Underlying SEI Fund.

Currency Risk — As a result of the Fund's and certain Underlying SEI Funds' investments in securities or other investments denominated in, and/or receiving revenues in, foreign currencies, the Fund will be subject to currency risk. Currency risk is the risk that foreign currencies will decline in value relative to the U.S. dollar or, in the case of hedging positions, that the U.S. dollar will decline in value relative to the currency hedged. In either event, the dollar value of an investment in the Fund or an Underlying SEI Fund would be adversely affected. Currency exchange rates may fluctuate in response to, among other things, changes in interest rates, intervention (or failure to intervene) by U.S. or foreign governments, central banks or supranational entities, or by the imposition of currency controls or other political developments in the United States or abroad.

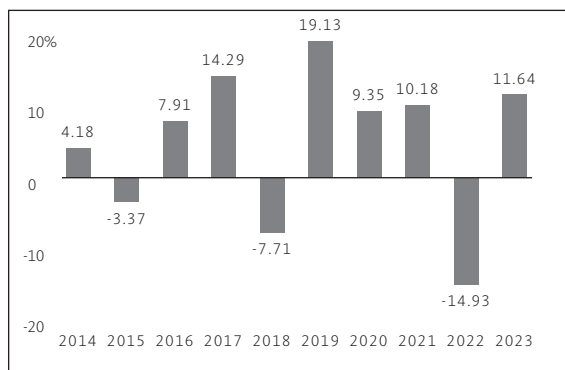
Real Estate Industry Risk — Securities of companies principally engaged in the real estate industry may be subject to the risks associated with the direct ownership of real estate. Risks commonly associated with the direct ownership of real estate include fluctuations in the value of underlying properties, defaults by borrowers or tenants, changes in interest rates and risks related to general or local economic conditions.

Exchange-Traded Products Risk — The risks of owning interests of an ETP, such as an ETF or exchange-traded commodity pool, generally reflect the same risks as owning the underlying securities or other instruments that the ETP is designed to track. The shares of certain ETPs may trade at a premium or discount to their intrinsic value (*i.e.*, the market value may differ from the net asset value of an ETP's shares). For example, supply and demand for shares of an ETF or market disruptions may cause the market price of the ETF to deviate from the value of the ETF's investments, which may be emphasized in less liquid markets. By investing in an ETP, the Fund or an Underlying SEI Fund indirectly bears the proportionate share of any fees and expenses of the ETP in addition to the fees and expenses that the Fund and its shareholders directly bear in connection with the Fund's operations. Because certain ETPs may have a significant portion of their assets exposed directly or indirectly to commodities or commodity-linked securities, developments affecting commodities may have a disproportionate impact on such ETPs and may subject the ETPs to greater volatility than investments in traditional securities.

Investing in the Fund involves risk, and there is no guarantee that the Fund will achieve its investment goal. You could lose money on your investment in the Fund, just as you could with other investments. An investment in the Fund is not a deposit of a bank and is not insured or guaranteed by the Federal Deposit Insurance Corporation or any other government agency.

Performance Information

The bar chart and the performance table below provide some indication of the risks of investing in the Fund by showing changes in the Fund's performance from year to year for the past ten calendar years and by showing how the Fund's average annual returns for 1, 5 and 10 years, and since the Fund's inception, compared with those of a broad measure of market performance. The Fund's past performance (before and after taxes) is not necessarily an indication of how the Fund will perform in the future. For current performance information, please call 1-800-DIAL-SEI.



Best Quarter: 12.89% (6/30/2020)

Worst Quarter: -15.97% (3/31/2020)

The Fund's Class F total return (pre-tax) from January 1, 2024 to June 30, 2024 was 5.75%.

Average Annual Total Returns (for the periods ended December 31, 2023)

This table compares the Fund's average annual total returns for Class F Shares to those of a broad-based index and the Fund's current and prior additional benchmark indexes. The Fund's additional indexes changed from the Bloomberg U.S. Aggregate Bond Index and the Morgan Stanley Capital International (MSCI) Europe, Australasia and the Far East (EAFE) Index to a blended benchmark (the "Blended Benchmark"), consisting of the Bloomberg U.S. Aggregate Bond Index (40%), the Russell 3000 Index (35%) and the MSCI ACWI ex-USA Index (25%) because the Adviser believes the Blended Benchmark better reflects the Fund's investment strategy. The foregoing indexes, when considered together, may provide investors with a useful comparison of the Fund's overall performance.

After-tax returns are calculated using the historical highest individual federal marginal income tax rates and do not reflect the impact of state and local taxes. Your actual after-tax returns will depend on your tax situation and may differ from those shown. After-tax returns shown are not relevant to investors who hold their Fund shares through tax-deferred arrangements, such as 401(k) plans or individual retirement accounts.

Market Growth Strategy Fund — Class F	1 Year	5 Years	10 Years	Since Inception (11/17/2003)
Return Before Taxes	11.64%	6.39%	4.56%	5.13%
Return After Taxes on Distributions	10.41%	4.26%	3.04%	3.78%
Return After Taxes on Distributions and Sale of Fund Shares	7.11%	4.43%	3.10%	3.68%
S&P 500 Index Return (reflects no deduction for fees, expenses or taxes)	26.29%	15.69%	12.03%	9.98%
Bloomberg U.S. Aggregate Bond Index Return (reflects no deduction for fees, expenses or taxes)	5.53%	1.10%	1.81%	3.17%
MSCI EAFE Index Return (reflects no deduction for fees or expenses)	18.24%	8.16%	4.28%	6.08%
Blended Benchmark Return (reflects no deduction for fees, expenses or taxes)	15.03%	7.73%	5.91%	6.60%

Management

Investment Adviser and Portfolio Managers. SEI Investments Management Corporation

Portfolio Manager	Experience with Fund	Title with Adviser
Bryan Hoffman, CFA	Since 2016	Portfolio Manager
Ryan Marcante, CFA	Since 2017	Portfolio Manager

For important information about the Purchase and Sale of Fund Shares, Tax Information and Payments to Broker-Dealers and Other Financial Intermediaries, please turn to page 84 of this prospectus.

MARKET GROWTH STRATEGY ALLOCATION FUND

Fund Summary

Investment Goal

Provide the opportunity for capital appreciation with some opportunity to generate income.

Fees and Expenses

This table describes the fees and expenses that you may pay if you buy, hold, and sell Fund shares. **You may pay other fees, such as brokerage commissions and other fees to financial intermediaries, which are not reflected in this table and examples below.**

ANNUAL FUND OPERATING EXPENSES

(expenses that you pay each year as a percentage of the value of your investment)	Class F Shares
Management Fees	0.10%
Distribution (12b-1) Fees	None
Other Expenses	0.54%
Acquired Fund Fees and Expenses (AFFE)	0.74%
Total Annual Fund Operating Expenses	1.38%[†]

[†] Because the Market Growth Strategy Allocation Fund (Fund) incurred AFFE during the most recent fiscal year, the operating expenses in this fee table will not correlate to the expense ratio in the Fund's financial statements (or the "Financial Highlights" section in the prospectus) because the financial statements include only the direct operating expenses incurred by the Fund, not the indirect costs of investing in underlying funds.

EXAMPLE

This Example is intended to help you compare the cost of investing in the Fund with the cost of investing in other mutual funds. The Example assumes that you invest \$10,000 in the Fund for the time periods indicated and then redeem or hold all of your shares at the end of those periods. The Example also assumes that your investment has a 5% return each year and that the Fund's operating expenses remain the same. Although your actual costs may be higher or lower, based on these assumptions your costs would be:

	1 Year	3 Years	5 Years	10 Years
Market Growth Strategy Allocation Fund — Class F Shares	\$140	\$437	\$755	\$1,657

PORTFOLIO TURNOVER

The Fund pays transaction costs, such as commissions, when it buys and sells securities (or "turns over" its portfolio). A higher portfolio turnover rate may indicate higher transaction costs and may result in higher taxes when Fund shares are held in a taxable account. These costs, which are not reflected in annual Fund operating expenses or in the Example, affect the Fund's performance. During the most recent fiscal year, the Fund's portfolio turnover rate was 6% of the average value of its portfolio.

Principal Investment Strategies

GoalLink Strategy Component

The Fund is designed to be one component of a broader strategy (GoalLink Strategy) employed by SEI Investments Management Corporation (SIMC or the Adviser), in which shareholders allocate their overall investment portfolio among investments in the Fund as well as one or more SEI funds that invest primarily in municipal bonds (Muni Bond Funds). The allocation between the Fund and the Muni Bond Funds is based on models developed by SIMC and selected by the shareholder (in consultation with his or her investment adviser). Accordingly, the Fund is not recommended for persons who do not participate in the GoalLink Strategy.

Investment Strategy

Under normal circumstances, the Fund will seek to provide the opportunity for capital appreciation with some opportunity to generate income. The Fund invests in other SEI funds (which may include exchange-traded funds (ETFs)), each of which has its own investment goal (the Underlying SEI Funds), that form the non-Underlying Muni Bond Fund component of the GoalLink Strategy. The Underlying SEI Funds invest, in turn, in securities and other instruments of various asset classes. Each of the Underlying SEI Funds is managed by one or more sub-advisers (each, a Sub-Adviser and collectively, the Sub-Advisers) under the supervision of SIMC, or, in certain circumstances, is managed directly by SIMC.

The Fund's assets may be diversified across Underlying SEI equity funds, bond and money market funds, and real estate funds. The equity funds may consist of a wide range of investment styles that provide investment exposure to U.S. and/or foreign equity securities of companies of various capitalization ranges. The bond funds may consist of a wide range of investment styles that provide exposure to U.S. and/or foreign fixed income securities of varying credit quality (including junk bonds), maturity and duration. The real estate funds provide exposure to the equity securities of real estate companies.

The Fund's assets are allocated among a variety of Underlying SEI Funds within the following percentage ranges:

Underlying SEI Fund Type	Investment Range (Percentage of the Fund's Assets)
U.S. Equity Funds	30-100%
International Equity Funds	0-70%
Non-Investment Grade Bond Funds	0-70%
Investment Grade Bond & Money Market Funds	0-50%
Real Estate Funds	0-40%

Principal Risks

The success of the Fund's investment strategy depends on SIMC's allocation of assets among the Underlying SEI Funds. In managing the Fund, SIMC may be incorrect in assessing market trends or the value or growth capability of particular asset classes. In addition, the methodology by which SIMC allocates the Fund's assets among the Underlying SEI Funds may not achieve desired results and may cause the Fund to lose money or underperform other comparable mutual funds.

The Underlying SEI Funds may apply any of a variety of investment strategies and may invest in a broad range of asset classes, securities and other investments to attempt to achieve their designated investment goals. The principal risks of the Fund's investments in the Underlying SEI Funds are set forth below.

Equity Market Risk — The risk that the market value of a security may move up and down, sometimes rapidly and unpredictably. Market risk may affect a single issuer, an industry, a sector or the equity or bond market as a whole. Equity markets may decline significantly in response to adverse issuer, political, regulatory, market, economic or other developments that may cause broad changes in market value, public perceptions concerning these developments, and adverse investor sentiment or publicity. Similarly, environmental and public health risks, such as natural disasters or epidemics, or widespread fear that such events may occur, may impact markets adversely and cause market volatility in both the short- and long-term.

Fixed Income Market Risk — The prices of fixed income securities respond to economic developments, particularly interest rate changes, as well as to perceptions about the creditworthiness of individual issuers, including governments and their agencies. Generally, an Underlying SEI Fund's fixed income securities will decrease in value if interest rates rise and vice versa. In a low interest rate environment, risks associated with rising rates are heightened. Declines in dealer market-making capacity as a result of structural or regulatory changes could decrease liquidity and/or increase volatility in the fixed income markets. Markets for fixed income securities may decline significantly in response to adverse issuer, political, regulatory, market, economic or other developments that may cause broad changes in market value, public perceptions concerning these developments, and adverse investor sentiment or publicity. Similarly, environmental and public health risks, such as natural disasters or epidemics, or widespread fear that such events may occur, may impact markets adversely and cause market volatility in both the short- and long-term. In response to these events, the Underlying SEI Fund's and, in turn, the Fund's value may fluctuate and/or the Underlying SEI Fund and the Fund may experience increased redemptions from shareholders, which may impact the Underlying SEI Fund's and the Fund's liquidity or force the Underlying SEI Fund and the Fund to sell securities into a declining or illiquid market.

Strategy Risk — The Fund is intended to be used only as a part of the GoalLink Strategy and is not designed as a stand-alone investment. The overall investment risk to a shareholder is significantly different when not combined with recommended investments in SEI funds that invest primarily in municipal bonds as part of a GoalLink Strategy.

Taxation Risk — The Fund is managed to minimize tax consequences to investors, but will likely earn taxable income and gains from time to time.

Investment Company Risk — When the Fund or an Underlying SEI Fund invests in an investment company, in addition to directly bearing the expenses associated with its own operations, it will bear a pro rata portion of the investment company's expenses. In addition, while the risks of owning shares of an investment company generally reflect the risks of owning the underlying investments of the investment company, the Fund may be subject to additional or different risks than if the Fund or an Underlying SEI Fund had invested directly in the underlying investments.

Asset Allocation Risk — The risk that SIMC's decisions regarding asset classes and Underlying SEI Funds will not anticipate market trends successfully.

Small and Medium Capitalization Risk — Small and medium capitalization companies may be more vulnerable to adverse business or economic events than larger, more established companies. In particular, small and medium capitalization companies may have limited product lines, markets and financial resources and may

depend upon a relatively small management group. Therefore, small and medium capitalization stocks may be more volatile than those of larger companies. Small and medium capitalization stocks may be traded over-the-counter (OTC). OTC stocks may trade less frequently and in smaller volume than exchange listed stocks and may have more price volatility than that of exchange-listed stocks.

Large Capitalization Risk — The risk that larger, more established companies may be unable to respond quickly to new competitive challenges such as changes in technology and consumer tastes. Larger companies also may not be able to attain the high growth rates of successful smaller companies.

U.S. Government Securities Risk — Although U.S. Government securities are considered to be among the safest investments, they are still subject to the credit risk of the U.S. Government and are not guaranteed against price movements due to changing interest rates. Obligations issued by some U.S. Government agencies are backed by the U.S. Treasury, while others are backed solely by the ability of the agency to borrow from the U.S. Treasury or by the agency's own resources. No assurance can be given that the U.S. Government will provide financial support to its agencies and instrumentalities if it is not obligated by law to do so.

Below Investment Grade Securities (Junk Bonds) Risk — Fixed income securities rated below investment grade (junk bonds) involve greater risk of default or downgrade and are generally more volatile than investment grade securities because the prospect for repayment of principal and interest of many of these securities is speculative. Because these securities typically offer a higher rate of return to compensate for these risks, they are sometimes referred to as "high yield bonds," but there is no guarantee that an investment in these securities will result in a high rate of return.

Interest Rate Risk — The risk that a change in interest rates will cause a fall in the value of fixed income securities, including U.S. Government securities, in which the Underlying SEI Funds invest. Generally, the value of the Underlying SEI Funds' fixed income securities will vary inversely with the direction of prevailing interest rates. Changing interest rates may have unpredictable effects on the markets and may affect the value and liquidity of instruments held by an Underlying SEI Fund. Although U.S. Government securities are considered to be among the safest investments, they are not guaranteed against price movements due to changing interest rates.

Foreign Investment/Emerging Markets Risk — The risk that non-U.S. securities may be subject to additional risks due to, among other things, political, social and economic developments abroad, currency movements, and different legal, regulatory, tax, accounting and audit environments. These additional risks may be heightened with respect to emerging market countries because political turmoil and rapid changes in economic conditions are more likely to occur in these countries. Investments in emerging markets are subject to the added risk that information in emerging market investments may be unreliable or outdated due to differences in regulatory, accounting or auditing and financial record keeping standards, or because less information about emerging market investments is publicly available. In addition, the rights and remedies associated with emerging market investments may be different than investments in developed markets. A lack of reliable information, rights and remedies increase the risks of investing in emerging markets in comparison to more developed markets. In addition, periodic U.S. Government restrictions on investments in issuers from certain foreign countries may require the Fund or an Underlying SEI Fund to sell such investments at inopportune times, which could result in losses to the Fund or an Underlying SEI Fund.

Real Estate Industry Risk — Securities of companies principally engaged in the real estate industry may be subject to the risks associated with the direct ownership of real estate. Risks commonly associated with the

direct ownership of real estate include fluctuations in the value of underlying properties, defaults by borrowers or tenants, changes in interest rates and risks related to general or local economic conditions.

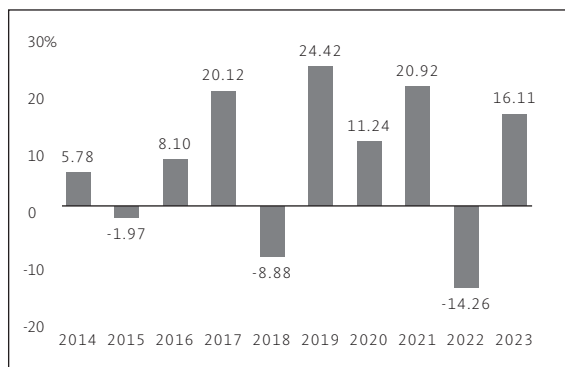
Short Sales Risk — A short sale involves the sale of a security that an Underlying SEI Fund does not own in the expectation of purchasing the same security (or a security exchangeable therefore) at a later date at a lower price. Short sales entered into by an Underlying SEI Fund expose the Fund to the risk that the Underlying SEI Fund will be required to buy a security sold short (also known as “covering” the short position) at a time when the security has appreciated in value, thus resulting in a loss to the Underlying SEI Fund and, therefore, the Fund, that is potentially unlimited. Reinvesting proceeds received from short selling may create leverage, which can amplify the effects of market volatility on the share price of an Underlying SEI Fund and, therefore, the Fund. Investment in short sales may also cause an Underlying SEI Fund to incur expenses related to borrowing securities. In addition, shorting a future contract may require posting only a margin that may amount to less than the notional exposure of the contract. Such a practice may exacerbate the loss in a case of adverse price action.

Exchange-Traded Products (ETPs) Risk — The risks of owning interests of an ETP, such as an ETF or exchange-traded commodity pool, generally reflect the same risks as owning the underlying securities or other instruments that the ETP is designed to track. The shares of certain ETPs may trade at a premium or discount to their intrinsic value (*i.e.*, the market value may differ from the net asset value of an ETP’s shares). For example, supply and demand for shares of an ETF or market disruptions may cause the market price of the ETF to deviate from the value of the ETF’s investments, which may be emphasized in less liquid markets. By investing in an ETP, the Fund or an Underlying SEI Fund indirectly bears the proportionate share of any fees and expenses of the ETP in addition to the fees and expenses that the Fund and its shareholders directly bear in connection with the Fund’s operations. Because certain ETPs may have a significant portion of their assets exposed directly or indirectly to commodities or commodity-linked securities, developments affecting commodities may have a disproportionate impact on such ETPs and may subject the ETPs to greater volatility than investments in traditional securities.

Investing in the Fund involves risk, and there is no guarantee that the Fund will achieve its investment goal. You could lose money on your investment in the Fund, just as you could with other investments. An investment in the Fund is not a deposit of a bank and is not insured or guaranteed by the Federal Deposit Insurance Corporation or any other government agency.

Performance Information

The bar chart and the performance table below provide some indication of the risks of investing in the Fund by showing changes in the Fund’s performance from year to year for the past ten calendar years and by showing how the Fund’s average annual returns for 1, 5 and 10 years, and since the Fund’s inception, compared with those of a broad measure of market performance. The Fund’s past performance (before and after taxes) is not necessarily an indication of how the Fund will perform in the future. For current performance information, please call 1-800-DIAL-SEI.



Best Quarter: 18.33% (6/30/2020)

Worst Quarter: -22.92% (3/31/2020)

The Fund's Class F total return (pre-tax) from January 1, 2024 to June 30, 2024 was 7.38%.

Average Annual Total Returns (for the periods ended December 31, 2023)

This table compares the Fund's average annual total returns for Class F Shares to those of a broad-based index and the Fund's current and prior additional benchmark indexes. The Fund's additional indexes changed from the Bloomberg U.S. Aggregate Bond Index and the Morgan Stanley Capital International (MSCI) Europe, Australasia and the Far East (EAFE) Index to a blended benchmark (the "Blended Benchmark"), consisting of the ICE BofA US High Yield Constrained Index (USD) (10%), the S&P 500 Index (75%) and the MSCI EAFE Index (15%) because the Adviser believes the Blended Benchmark better reflects the Fund's investment strategy. The foregoing indexes, when considered together, may provide investors with a useful comparison of the Fund's overall performance.

After-tax returns are calculated using the historical highest individual federal marginal income tax rates and do not reflect the impact of state and local taxes. Your actual after-tax returns will depend on your tax situation and may differ from those shown. After-tax returns shown are not relevant to investors who hold their Fund shares through tax-deferred arrangements, such as 401(k) plans or individual retirement accounts.

Market Growth Strategy Allocation Fund — Class F	1 Year	5 Years	10 Years	Since Inception (11/17/2003)
Return Before Taxes	16.11%	10.75%	7.41%	7.27%
Return After Taxes on Distributions	14.42%	9.08%	6.38%	6.43%
Return After Taxes on Distributions and Sale of Fund Shares	10.39%	8.27%	5.78%	5.88%
S&P 500 Index Return (reflects no deduction for fees, expenses or taxes)	26.29%	15.69%	12.03%	9.98%
Bloomberg U.S. Aggregate Bond Index Return (reflects no deduction for fees, expenses or taxes)	5.53%	1.10%	1.81%	3.17%
MSCI EAFE Index Return (reflects no deduction for fees or expenses)	18.24%	8.16%	4.28%	6.08%
Blended Benchmark Return (reflects no deduction for fees, expenses or taxes)	23.79%	13.55%	10.16%	9.14%

Management

Investment Adviser and Portfolio Managers. SEI Investments Management Corporation

Portfolio Manager	Experience with Fund	Title with Adviser
Bryan Hoffman, CFA	Since 2016	Portfolio Manager
Ryan Marcante, CFA	Since 2017	Portfolio Manager

For important information about the Purchase and Sale of Fund Shares, Tax Information and Payments to Broker-Dealers and Other Financial Intermediaries, please turn to page 84 of this prospectus.

Purchase and Sale of Fund Shares

The minimum initial investment for Class F Shares is \$100,000, with minimum subsequent investments of \$1,000. You may purchase and redeem shares of a Fund on any day that the New York Stock Exchange (NYSE) is open for business (a Business Day). You may sell your Fund shares by contacting your authorized financial institution or intermediary directly. Authorized financial institutions and intermediaries may redeem Fund shares on behalf of their clients by contacting the Funds' transfer agent (the Transfer Agent) or the Funds' authorized agent, using certain SEI Investments Company (SEI) or third party systems or by calling 1-800-DIAL-SEI, as applicable.

Tax Information

The distributions made by the Funds are taxable and will be taxed as qualified dividend income, ordinary income or capital gains. If you are investing through a tax-deferred arrangement, such as a 401(k) plan or individual retirement account, you will generally not be subject to federal taxation on Fund distributions until you begin receiving distributions from your tax-deferred arrangement. You should consult your tax advisor regarding the rules governing your own tax-deferred arrangement.

Payments to Broker-Dealers and Other Financial Intermediaries

If you purchase Fund shares through a broker-dealer or other financial intermediary (such as a bank), a Fund and its related companies may pay the intermediary for the sale of Fund shares and related services. These payments may create a conflict of interest by influencing the broker-dealer or other financial intermediary and your salesperson to recommend the Fund over another investment. Ask your salesperson or visit your financial intermediary's website for more information.

MORE INFORMATION ABOUT INVESTMENTS

Each Fund is a mutual fund. A mutual fund pools shareholders' money and, using professional investment managers, invests it in securities and certain other instruments.

Each Fund has its own investment goal and strategies for reaching that goal. Each Fund's assets are managed under the direction of SIMC, who manages the assets in a way that it believes will help each Fund achieve its investment goal. In order to achieve each Fund's investment goal, SIMC allocates the Fund's assets among certain Underlying SEI Funds.

The Underlying SEI Funds are separately managed series of the following investment companies: SEI Institutional Managed Trust (SIMT), SEI Institutional International Trust (SIT), SEI Daily Income Trust (SDIT) and SEI Exchange Traded Funds (SETF). The multi-asset Underlying SEI Funds invest in a broad range of asset classes, while the other Underlying SEI Funds invest primarily in domestic or foreign equity securities, domestic or foreign fixed income securities, real estate investment trusts (REITs) or money market instruments. The assets of each Fund are allocated among Underlying SEI Funds in accordance with each Fund's investment goal and strategy. These Underlying SEI Funds, in turn, invest directly in securities or other investments in accordance with their own varying investment goals and strategies. SIMC may change the allocations to the particular asset classes represented by the Underlying SEI Funds when it deems it appropriate.

When a Fund invests in an Underlying SEI Fund, SIMC is adviser to both the Fund and the Underlying SEI Fund and is paid an advisory fee by both Funds. SIMC's affiliates also receive compensation for their services to such Funds. As a result, SIMC could select those Underlying SEI Funds that pay higher fees to SIMC and its affiliates. SIMC can also allocate to a newly registered Underlying SEI Fund. Such allocation can assist in

capitalizing or “seeding” the new Underlying SEI Fund and in turn assist in its promotion as initial or additional assets may make such Fund more attractive to potential investors. To mitigate such conflicts, SIMC maintains a policy that portfolio managers may not make asset allocation decisions for the purpose of increasing fees received by SIMC and its affiliates.

This prospectus describes the Funds’ primary investment strategies. Under normal circumstances, the Funds will predominantly invest their assets in the Underlying SEI Funds within the percentage ranges set forth for each asset class. However, the Funds may also invest in other securities, use other strategies and engage in other investment practices. These investments and strategies, as well as those described in this prospectus, are described in the Funds’ Statement of Additional Information (SAI). Of course, there is no guarantee that any Fund will achieve its investment goal.

The investments and strategies described in this prospectus are those that the Funds use under normal conditions. For temporary defensive or liquidity purposes during unusual economic or market conditions, the Funds may invest up to 100% of their assets in short-term obligations, cash or cash equivalents that would not ordinarily be consistent with their investment goals. The Funds will do so only if SIMC believes that the risk of loss outweighs the opportunity for capital gains or higher income. During such time, a Fund may not achieve its investment goal.

Information About the Underlying SEI Funds

The Funds may invest in the following Underlying SEI Funds. However, in accordance with the Funds’ investment goals and strategies, SIMC may select additional Underlying SEI Funds for investment.

The chart below sets forth the expense ratio, after fee waivers (based on information as of June 30, 2024), for Class Y Shares (unless otherwise indicated) of each of the Underlying SEI Funds in which the Funds may currently invest.

Underlying SEI Fund:	Expense Ratio:
SDIT Government Fund (Institutional Shares)	0.20%
SDIT Short-Duration Government Fund	0.33%
SDIT Ultra Short Duration Bond Fund	0.30%
SEI Select Small Cap ETF*	0.15%
SEI Select International Equity ETF*	0.15%
SEI Select Emerging Markets Equity ETF*	0.15%
SEI Enhanced U.S. Large Cap Quality Factor ETF	0.15%
SEI Enhanced U.S. Large Cap Momentum Factor ETF	0.15%
SEI Enhanced U.S. Large Cap Value Factor ETF	0.15%
SEI Enhanced Low Volatility U.S. Large Cap ETF	0.15%
SIMT Conservative Income Fund	0.20%
SIMT Core Fixed Income Fund	0.41%
SIMT Dynamic Asset Allocation Fund	0.50%
SIMT Global Managed Volatility Fund	0.86%

Underlying SEI Fund:	Expense Ratio:
SIMT High Yield Bond Fund	0.64%
SIMT Large Cap Fund	0.64%
SIMT Large Cap Growth Fund	0.64%
SIMT Large Cap Value Fund	0.64%
SIMT Liquid Alternative Fund	0.80%
SIMT Multi-Asset Accumulation Fund	0.92%
SIMT Multi-Asset Capital Stability Fund	0.52%
SIMT Multi-Asset Income Fund	0.70%
SIMT Multi-Asset Inflation Managed Fund	1.71%
SIMT Real Estate Fund	0.89%
SIMT Real Return Fund	0.35%
SIMT Small Cap Fund	0.89%
SIMT Small Cap Growth Fund	0.86%
SIMT Small Cap Value Fund	0.89%
SIMT Tax-Managed Large Cap Fund	0.64%
SIMT Tax-Managed Managed Volatility Fund	0.75%
SIMT Tax-Managed Small/Mid Cap Fund	0.89%
SIMT Tax-Managed International Managed Volatility Fund	0.86%
SIMT U.S. Managed Volatility Fund	0.65%
SIT Emerging Markets Debt Fund	1.05%
SIT Emerging Markets Equity Fund	1.43%
SIT International Equity Fund	0.86%
SIT International Fixed Income Fund	0.77%

* The Expense Ratio is based on estimated amounts for the Fund's current fiscal year.

For the remainder of this section, "Fund" will refer to the applicable Underlying SEI Fund discussed therein.

SDIT Government Fund: The SDIT Government Fund seeks to preserve principal value and maintain a high degree of liquidity while providing current income. Under normal market conditions, the Fund intends to invest at least 99.5% of its total assets in cash, government securities and/or repurchase agreements that are collateralized fully with cash or government securities. Government securities are obligations issued or guaranteed as to principal or interest by the U.S. government or its agencies or instrumentalities, including obligations issued by private issuers that are guaranteed as to principal or interest by the U.S. government or its agencies or instrumentalities.

Using a top-down strategy and bottom-up security selection, the sub-adviser (the Sub-Adviser) seeks to invest in securities with a remaining maturity not greater than 397 calendar days that are marketable, liquid and offer competitive yields, and which are expected to result in the Fund's portfolio having an average dollar-weighted maturity of 60 days or less and a dollar-weighted average life to maturity of 120 days or less.

In making investment decisions, the Sub-Adviser also considers factors such as the anticipated level of interest rates and the maturity of individual securities relative to the maturity of the Fund as a whole. Currently, the Fund invests only in first-tier securities.

The Fund values its securities using amortized cost and seeks to maintain a stable net asset value (NAV) of \$1.00 per share.

BlackRock Advisors, LLC currently serves as Sub-Adviser to the SDIT Government Fund.

SDIT Short-Duration Government Fund: The SDIT Short-Duration Government Fund seeks to preserve principal value and maintain a high degree of liquidity while providing current income. Under normal circumstances, the Fund invests substantially all of its net assets in U.S. Treasury obligations and obligations issued or guaranteed as to principal and interest by agencies or instrumentalities of the U.S. Government, including mortgage-backed securities, and repurchase agreements collateralized by such obligations. The Fund may invest in securities issued by various entities sponsored by the U.S. Government, such as the Federal National Mortgage Association and the Federal Home Loan Mortgage Corporation. These issuers are chartered or sponsored by acts of Congress; however, their securities are neither issued nor guaranteed by the U.S. Treasury and are not backed by the full faith and credit of the U.S. Government. In addition, the Fund may enter into dollar roll transactions with selected banks and broker-dealers and invest in to-be-announced mortgage-backed securities, futures contracts and forward contracts. The Fund will primarily use futures contracts for hedging purposes to manage the Fund's exposure to interest rate risk. There may also be times when the Fund utilizes futures contracts to take an active position on interest rates to either increase or reduce the interest rate sensitivity of the Fund. Due to its investment strategy, the Fund may buy and sell securities and other instruments frequently.

Using a top-down strategy and bottom-up security selection, the sub-adviser (the Sub-Adviser) seeks attractively-valued securities that offer competitive yields. The Sub-Adviser also considers factors such as the anticipated level of interest rates, relative valuations and yield spreads, and the duration of the Fund's entire portfolio. Duration measures the price sensitivity of a fixed income security to changes in interest rates. For example, a five year duration means that the fixed income security will decrease in value by 5% if interest rates rise 1% and increase in value by 5% if interest rates fall 1%. While the Fund may invest in securities with any maturity or duration, the Sub-Adviser will strive to maintain a portfolio duration of up to three years under normal market conditions.

Wellington Management Company LLP currently serves as Sub-Adviser to the SDIT Short-Duration Government Fund.

SDIT Ultra Short Duration Bond Fund: The SDIT Ultra Short Duration Bond Fund seeks to provide higher current income than that typically offered by a money market fund while maintaining a high degree of liquidity and a correspondingly higher risk of principal volatility. Under normal circumstances, the Fund invests at least 80% of its net assets (plus the amount of any borrowings for investment purposes) in investment grade U.S. dollar-denominated debt instruments, including: (i) commercial paper and other corporate obligations; (ii) certificates of deposit, time deposits, bankers' acceptances, bank notes, and other obligations of U.S. savings and loan and thrift institutions, U.S. commercial banks (including foreign branches of such banks) and foreign banks that meet certain asset requirements; (iii) U.S. Treasury obligations and obligations issued or guaranteed as to principal and interest by agencies or instrumentalities of the U.S. Government; (iv) mortgage-backed securities; (v) asset-backed securities; (vi) fully-collateralized repurchase agreements involving any of the foregoing obligations; and (vii) U.S. dollar-denominated instruments of foreign issuers. In addition, the Fund may enter into dollar roll transactions with selected banks and

broker-dealers and invest in to-be-announced mortgage-backed securities, futures contracts and forward contracts. The Fund will primarily use futures contracts for hedging purposes to manage the Fund's exposure to interest rate risk. There may also be times when the Fund utilizes futures contracts to take an active position on interest rates to either increase or reduce the interest rate sensitivity of the Fund.

Using a top-down strategy and bottom-up security selection, the sub-advisers (each, a Sub-Adviser and collectively, the Sub-Advisers) seek attractively-valued securities that offer competitive yields and that are issued by issuers that are on a sound financial footing. The Sub-Advisers also consider factors such as the anticipated level of interest rates, relative valuations and yield spreads among various sectors, and the duration of the Fund's entire portfolio. Duration measures the price sensitivity of a fixed income security to changes in interest rates. For example, a five-year duration means that the fixed income security will decrease in value by 5% if interest rates rise 1% and increase in value by 5% if interest rates fall 1%. While the Fund may invest in securities with any maturity or duration, the Sub-Advisers will strive to maintain a portfolio duration for the Fund of 18 months or less under normal market conditions.

MetLife Investment Management, LLC and Wellington Management Company LLP currently serve as Sub-Advisers to the SDIT Ultra Short Duration Bond Fund.

SIMT Conservative Income Fund: The SIMT Conservative Income Fund seeks principal preservation and a high degree of liquidity while providing current income. Under normal circumstances, the Fund will invest at least 80% of its net assets (plus the amount of any borrowings for investment purposes) in U.S. dollar-denominated debt securities that the Fund's sub-adviser (the Sub-Adviser) believes present minimal credit risks to the Fund.

Under normal market conditions, the Fund will primarily invest in short-term US dollar denominated debt securities, including: (i) commercial paper, corporate bonds and asset-based securities of U.S. and foreign issuers; (ii) certificates of deposit, time deposits, bankers' acceptances, bank notes, and other obligations of U.S. savings and loan and thrift institutions, US banks or US branches or non-US branches of foreign banks; (iii) short-term obligations issued by state and local governments; (iv) U.S. Treasury obligations and obligations issued or guaranteed as to principal and interest by agencies or instrumentalities of the U.S. Government; and (v) obligations of foreign governments (including Canadian and Provincial Government and Crown Agency obligations). The Fund may also enter into fully-collateralized repurchase agreements. Although the Fund may invest in securities with any maturity or duration, the Fund generally seeks to maintain a weighted average maturity of 90 days or less.

Under normal circumstances, the Fund will invest at least 25% of its assets in securities issued by companies in the financial services industry, but may invest less than 25% of its assets in this industry as a temporary defensive measure.

The Fund uses a Sub-Adviser to manage the Fund's portfolio under the general supervision of SEI Investments Management Corporation, the Fund's adviser (SIMC or the Adviser). Through analysis of both macroeconomic factors and individual company attributes, the Sub-Adviser seeks to invest in securities that are marketable and liquid, offer competitive yields, and are of issuers that represent low credit risk. In selecting securities, the Sub-Adviser also considers factors such as the anticipated level of interest rates and the maturity of individual securities relative to the maturity of the Fund as a whole.

The Fund is not a money market fund and does not seek to maintain a stable net asset value.

BlackRock Advisors, LLC currently serves as Sub-Adviser to the SIMT Conservative Income Fund.

SIMT Core Fixed Income Fund: The SIMT Core Fixed Income Fund seeks current income consistent with the preservation of capital. Under normal circumstances, the Fund will invest at least 80% of its net assets (plus the amount of any borrowings for investment purposes) in fixed income securities. The Fund will invest primarily in investment and non-investment grade (junk bond) U.S. corporate and government fixed income securities, including asset-backed securities, mortgage dollar rolls, mortgage-backed securities and securities issued or guaranteed by the U.S. Government and its agencies and instrumentalities. The Fund may invest in securities denominated in either U.S. dollars or foreign currency. Due to its investment strategy, the Fund may buy and sell securities and other instruments frequently.

The Fund uses a multi-manager approach, relying upon a number of sub-advisers (each, a Sub-Adviser and collectively, the Sub-Advisers) with differing investment philosophies to manage portions of the Fund's portfolio under the general supervision of SEI Investments Management Corporation, the Fund's adviser (SIMC or the Adviser). Sub-Advisers are selected for their expertise in managing various kinds of fixed income securities, and each Sub-Adviser makes investment decisions based on an analysis of yield trends, credit ratings and other factors in accordance with its particular discipline.

The Fund may also invest in futures contracts, forward contracts, options, and swaps for speculative or hedging purposes. Futures contracts, forward contracts, options, and swaps may be used to synthetically obtain exposure to securities or baskets of securities and to manage the Fund's interest rate duration and yield curve exposure. These derivatives may also be used to mitigate the Fund's overall level of risk and/or the Fund's risk to particular types of securities, currencies or market segments. Interest rate swaps may further be used to manage the Fund's yield spread sensitivity. When the Fund seeks to take an active long or short position with respect to the likelihood of an event of default of a security or basket of securities, the Fund may use credit default swaps. The Fund may buy credit default swaps in an attempt to manage credit risk where the Fund has credit exposure to an issuer, and the Fund may sell credit default swaps to more efficiently gain credit exposure to a security or basket of securities.

The Sub-Advisers may also engage in currency transactions using futures and foreign currency forward contracts either to seek to hedge the Fund's currency exposure or to enhance the Fund's returns. The Fund may take long and short positions in foreign currencies in excess of the value of the Fund's assets denominated in a particular currency or when the Fund does not own assets denominated in that currency. The Fund will invest primarily in investment grade securities (those rated AAA, AA, A and BBB-). However, the Fund may also invest in non-rated securities or securities rated below investment grade (BB+, B and CCC).

The Fund may also invest a portion of its assets in foreign securities and bank loans, which are, generally, non-investment grade (junk bond) floating rate instruments. The Fund may invest in bank loans in the form of participations in the loans or assignments of all or a portion of the loans from third parties.

While each Sub-Adviser chooses securities of different types and maturities, the Fund, in the aggregate, generally will have a dollar-weighted average duration that is consistent with that of the broad U.S. fixed income market, as represented by the Bloomberg U.S. Aggregate Bond Index. Duration is a measure of the expected life of a fixed income security that is used to determine the sensitivity of a security's price to changes in interest rates. For example, if a fixed income security has a five-year duration, it will decrease in value by approximately 5% if interest rates rise 1% and increase in value by approximately 5% if interest rates fall 1%. Fixed income instruments with higher duration typically have higher risk and higher volatility.

The dollar-weighted average duration of the Bloomberg U.S. Aggregate Bond Index varies significantly over time, but as of December 31, 2023 it was 6.24 years.

Allspring Global Investments, LLC, Jennison Associates LLC, MetLife Investment Management, LLC, Metropolitan West Asset Management, LLC, Western Asset Management Company, LLC and Western Asset Management Company Limited currently serve as Sub-Advisers to the SIMT Core Fixed Income Fund.

SIMT Dynamic Asset Allocation Fund: The SIMT Dynamic Asset Allocation Fund seeks long-term total return. The Fund employs a dynamic investment strategy seeking to achieve, over time, a total return in excess of the broad U.S. equity market by selecting investments from among a broad range of asset classes or market exposures based upon SEI Investments Management Corporation's (SIMC or the Adviser) expectations of risk and return. Asset classes or market exposures in which the Fund may invest include U.S. and foreign equities and bonds, currencies, and investment exposures to various market characteristics such as interest rates or volatility. The Fund's sub-adviser (the Sub-Adviser) selects the Fund's securities under the general supervision of SIMC. Assets of the Fund not allocated to the Sub-Adviser are managed directly by SIMC.

The asset classes and market exposures used, and the Fund's allocations among them, are determined based on SIMC's views of fundamental, technical or valuation measures and may be dynamically adjusted (*i.e.* actively adjusted over long or short periods of time). The Fund may at any particular point in time be diversified across many exposures or concentrated in a limited number of exposures, including, possibly, a single asset class or market exposure.

Although the Fund will seek to achieve excess total return through its dynamic investment selection, it will also normally maintain, as a primary component of its strategy, passive exposure to the large capitalization U.S. equity market. To the extent that the Fund is not dynamically invested in other asset classes or market exposures, the Fund's assets will generally be passively invested in a portfolio of securities designed to track, before fees and expenses, the performance of the large capitalization U.S. equity market.

The Fund may obtain asset class or market exposures by investing directly (*e.g.*, in equity and fixed income securities and other instruments) or indirectly (*e.g.*, through the use of other pooled investment vehicles, a wholly-owned subsidiary or derivative instruments, principally futures contracts, forward contracts, options and swaps). The particular types of securities and other instruments in which the Fund may invest are further described below.

Equity Securities. The Fund may invest in equity securities, including common stocks, preferred stocks, convertible securities, warrants (including equity-linked warrants) and depositary receipts of U.S. and non-U.S. issuers (including emerging markets) of various market capitalizations and industries.

Fixed Income Securities. The Fund may invest in fixed income securities that are investment or non-investment grade (also known as "junk bonds"), U.S.- or foreign-issued (including emerging markets), and corporate- or government-issued. The Fund's fixed income investments may include mortgage-backed securities, corporate bonds and debentures, commercial paper, money market instruments, mortgage dollar rolls, repurchase and reverse repurchase agreements, zero coupon bonds, structured notes, obligations of foreign governments, and obligations of either supranational entities issued or guaranteed by certain banks and entities organized to restructure the outstanding debt of such issuers.

The Fund's fixed income investments may also include U.S. Treasury obligations, obligations issued by agencies or instrumentalities of the U.S. Government and Treasury Inflation Protected Securities (TIPS) and other inflation-linked debt securities of both U.S. and non-U.S. governments and corporations.

The Fund may invest in fixed, variable and floating rate fixed income instruments. The Fund's portfolio and the Fund's investments in particular fixed income securities are not subject to any maturity or duration restrictions.

Other Instruments. The Fund may also invest in real estate investment trusts (REITs) and securities issued by U.S. and non-U.S. real estate companies.

Pooled Investment Vehicles. In addition to direct investment in securities and other instruments, the Fund may invest in affiliated and unaffiliated funds, including open-end funds, money market funds, closed-end funds and exchange-traded funds (ETFs), to obtain the Fund's desired exposure to a particular asset class.

Derivative and Commodity Instruments. The Fund may also purchase or sell futures contracts, forward contracts, options and swaps (including swaptions, caps, floors or collars) for return enhancement or hedging purposes or to obtain the Fund's desired exposure to a particular asset class or market exposure. Futures contracts, forward contracts and swaps may be used to synthetically obtain exposure to securities or baskets of securities and to manage the Fund's interest rate duration and yield curve exposure. These derivatives may also be used to mitigate the Fund's overall level of risk and/or the Fund's exposure to the risk of particular types of securities or market segments. The Fund may purchase or sell futures contracts (and options on futures contracts) on U.S. Government securities for return enhancement and hedging purposes. The Fund may purchase and sell forward contracts on currencies or securities for return enhancement and hedging purposes. Interest rate swaps are further used to manage the Fund's yield spread sensitivity.

Swaps may be used for return enhancement or hedging purposes. Securities index and single security swaps may be used to manage the inflation-adjusted return of the Fund or to more efficiently gain exposure to a particular security or basket of securities. The Fund may buy credit default swaps in an attempt to manage credit risk where the Fund has credit exposure to an issuer, and the Fund may sell credit default swaps to more efficiently gain credit exposure to a security or basket of securities. The Fund may also, to a lesser extent, purchase or sell put or call options on securities, indexes or currencies for return enhancement or hedging purposes or to obtain the Fund's desired exposure to a particular asset class or market exposure.

The Fund may seek to gain exposure to the commodity markets, in whole or in part, through investments in a wholly owned subsidiary of the Fund organized under the laws of the Cayman Islands (Subsidiary). The Subsidiary, unlike the Fund, may invest to a significant extent in commodities, commodity contracts, commodity investments and commodity-linked derivative instruments. The Subsidiary may also invest in other instruments in which the Fund is permitted to invest, either as investments or to serve as margin or collateral for its derivative positions. The Fund may invest up to 25% of its total assets in the Subsidiary. The Subsidiary is advised by SIMC.

Currency Exposure. The Fund may invest in U.S. dollar and non-U.S. dollar denominated securities. SIMC or the Sub-Adviser may also seek to enhance the Fund's return by actively managing the Fund's foreign currency exposure. In managing the Fund's currency exposure, SIMC or the Sub-Adviser may buy and sell currencies (*i.e.*, take long or short positions) using futures, options and foreign currency forward contracts. The Fund may take long and short positions in foreign currencies in excess of the value of the Fund's assets denominated in a particular currency or when the Fund does not own assets denominated in that currency. The Fund may also engage in currency transactions in an attempt to take advantage of certain inefficiencies in the currency exchange market, to increase its exposure to a foreign currency or to shift exposure to foreign currency fluctuations from one currency to another. In managing the Fund's currency exposure from foreign securities, SIMC or the Sub-Adviser may buy and sell currencies for hedging or for speculative purposes.

Short Sales. The Sub-Adviser may engage in short sales in an attempt to capitalize on equity securities that it or SIMC believes will underperform the market or their peers. When the Sub-Adviser sells securities short, it may invest the proceeds from the short sales in an attempt to enhance returns. This strategy may effectively result in the Fund having a leveraged investment portfolio, which results in greater potential for loss.

SSGA Funds Management, Inc. currently serves as Sub-Adviser to the SIMT Dynamic Asset Allocation Fund. SIMC may, to a limited extent, directly manage a portion of the SIMT Dynamic Asset Allocation Fund's assets.

SIMT Global Managed Volatility Fund: The SIMT Global Managed Volatility Fund seeks capital appreciation with less volatility than the broad global equity markets. The Fund will typically invest in securities of U.S. and foreign companies of all capitalization ranges. These securities may include common stocks, preferred stocks, warrants, depository receipts, exchange-traded funds (ETFs) and real estate investment trusts (REITs). The Fund also may use futures contracts and forward contracts.

Under normal circumstances, the Fund will invest in at least three countries outside of the U.S., but will typically invest much more broadly. It is expected that at least 40% of the Fund's assets will be invested in non-U.S. securities. The Fund will invest primarily in companies located in developed countries, but may also invest in companies located in emerging markets.

The Fund uses a multi-manager approach, relying primarily on a number of sub-advisers (each, a Sub-Adviser and collectively, the Sub-Advisers) with differing investment philosophies to manage portions of the Fund's portfolio under the general supervision of SEI Investments Management Corporation, the Fund's adviser (SIMC or the Adviser). This approach is intended to manage the risk characteristics of the Fund. Assets of the Fund not allocated to Sub-Advisers are managed directly by SIMC. The Fund seeks to achieve an absolute return of the broad global equity markets, but with a lower absolute volatility. Over the long term, the Fund is expected to achieve a return similar to that of the MSCI World Index, but with a lower level of volatility. However, given that the Fund's investment strategy focuses on absolute return and risk, the Fund's country, sector and market capitalization exposures will typically vary from the index and may cause significant performance deviations relative to the index over shorter-term periods. The Fund seeks to achieve lower volatility by constructing a portfolio of securities that the Sub-Advisers believe will produce a less volatile return than the market over time. SIMC and each Sub-Adviser effectively weighs securities based on their total expected risk and return without regard to market capitalization and industry.

In managing the Fund's currency exposure from foreign securities, the Fund may buy and sell futures or forward contracts on currencies for hedging purposes.

Acadian Asset Management LLC and Allspring Global Investments, LLC, currently serve as Sub-Advisers to the SIMT Global Managed Volatility Fund. SIMC may, to a limited extent, directly manage a portion of the SIMT Global Managed Volatility Fund's assets.

SIMT High Yield Bond Fund: The SIMT High Yield Bond Fund seeks total return. Under normal circumstances, the Fund will invest at least 80% of its net assets (plus the amount of any borrowings for investment purposes) in high yield fixed income securities. The Fund will invest primarily in fixed income securities rated below investment grade (junk bonds), including corporate bonds and debentures, convertible and preferred securities, zero coupon obligations and tranches of collateralized debt obligations (CDOs) and collateralized loan obligations (CLOs).

The Fund uses a multi-manager approach, relying upon a number of sub-advisers (each, a Sub-Adviser and collectively, the Sub-Advisers) with differing investment philosophies to manage portions of the Fund's portfolio under the general supervision of SEI Investments Management Corporation, the Fund's adviser (SIMC or the Adviser). Assets of the Fund not allocated to Sub-Advisers are managed directly by SIMC. In managing the Fund's assets, the Sub-Advisers and, to the extent applicable, SIMC, seek to select securities that offer a high current yield as well as total return potential. The Fund seeks to have a portfolio of securities that is diversified as to issuers and industries. The Fund's average weighted maturity may vary, but will

generally not exceed ten years. There is no limit on the maturity or credit quality of any individual security in which the Fund may invest.

As noted above, the Fund will invest primarily in securities rated BB, B, CCC, CC, C and D. However, it may also invest in non-rated securities or securities rated investment grade (AAA, AA, A and BBB). The Fund may also invest in exchange-traded funds (ETFs) to gain exposure to a particular portion of the market while awaiting an opportunity to purchase securities directly. The Fund may also invest a portion of its assets in bank loans, which are, generally, non-investment grade (junk bond) floating rate instruments. The Fund may invest in bank loans in the form of participations in the loans or assignments of all or a portion of the loans from third parties.

The Fund may also invest in futures contracts, options and swaps for speculative or hedging purposes. Futures, options and swaps are used to synthetically obtain exposure to securities or baskets of securities and to manage the Fund's interest rate duration and yield curve exposure. These derivatives are also used to mitigate the Fund's overall level of risk and/or the Fund's risk to particular types of securities, currencies or market segments. Interest rate swaps are further used to manage the Fund's yield spread sensitivity. When the Fund seeks to take an active long or short position with respect to the likelihood of an event of default of a security or basket of securities, the Fund may use credit default swaps. The Fund may buy credit default swaps in an attempt to manage credit risk where the Fund has credit exposure to an issuer and the Fund may sell credit default swaps to more efficiently gain credit exposure to such security or basket of securities.

Ares Capital Management II LLC, Benefit Street Partners L.L.C., Brigade Capital Management, LP, J.P. Morgan Investment Management Inc. and T. Rowe Price Associates, Inc. currently serve as Sub-Advisers to the SIMT High Yield Bond Fund. SIMC may, to a limited extent, directly manage a portion of the SIMT High Yield Bond Fund's assets.

SIMT Large Cap Fund: The SIMT Large Cap Fund seeks long-term growth of capital and income. Under normal circumstances, the Fund will invest at least 80% of its net assets (plus the amount of any borrowings for investment purposes) in equity securities of large companies. For purposes of this Fund, a large company is a company with a market capitalization in the range of companies in the Russell 1000 Index (between \$270.2 million and \$2.99 trillion as of December 31, 2023) at the time of purchase. The market capitalization range and the composition of the Russell 1000 Index are subject to change. The Fund will invest primarily in common stocks, preferred stocks, warrants, American Depositary Receipts (ADRs), real estate investment trusts (REITs) and exchange-traded funds (ETFs). The Fund may also, to a lesser extent, invest in common and preferred stocks of small capitalization companies. The Fund may invest up to 20% of its assets in foreign securities.

The Fund uses a multi-manager approach, relying primarily on a number of sub-advisers (each, a Sub-Adviser and collectively, the Sub-Advisers) with differing investment philosophies and strategies to manage portions of the Fund's portfolio under the general supervision of SEI Investments Management Corporation, the Fund's adviser (SIMC or the Adviser). Assets of the Fund not allocated to Sub-Advisers are managed directly by SIMC. In managing its portion of the Fund's assets, SIMC or each Sub-Adviser may apply a variety of quantitative and/or fundamental investment styles. A quantitative investment style generally involves a systematic or rules-based approach to selecting investments based on specific measurable factors. A fundamental investment style generally involves selecting investments through research and analysis of financial statements, relevant industry and economic data, or other characteristics.

The Fund implements the investment recommendations of SIMC and the Sub-Advisers through the use of an overlay manager appointed by SIMC. Each Sub-Adviser and SIMC provides a model portfolio to the overlay

manager on an ongoing basis that represents that Sub-Adviser's or SIMC's recommendation as to the securities to be purchased, sold or retained by the Fund. The overlay manager then constructs a portfolio for the Fund that represents the aggregation of the model portfolios of the Sub-Advisers and SIMC, with the weighting of each Sub-Adviser's model in the total portfolio determined by SIMC.

Pursuant to direction from SIMC, the overlay manager has limited authority to vary from the models. For example, SIMC may direct the overlay manager to adjust the portfolio to implement SIMC's forward looking views regarding various portfolio characteristics or factors, or for risk management purposes. The overlay manager may also vary the portfolio implementation to seek trading cost efficiencies, loss harvesting, portfolio rebalancing or other portfolio construction objectives as directed by SIMC.

Brandywine Global Investment Management, LLC, Copeland Capital Management, LLC, Fred Alger Management, LLC, LSV Asset Management, Mar Vista Investment Partners, LLC and Parametric Portfolio Associates LLC currently serve as Sub-Advisers to the SIMT Large Cap Fund. SIMC may, to a limited extent, directly manage a portion of the SIMT Large Cap Fund's assets.

SIMT Large Cap Growth Fund: The SIMT Large Cap Growth Fund seeks capital appreciation. Under normal circumstances, the Fund will invest at least 80% of its net assets (plus the amount of any borrowings for investment purposes) in equity securities of large companies. The Fund will primarily seek to purchase securities believed to have attractive growth and appreciation potential. For purposes of this Fund, a large company is a company with a market capitalization in the range of companies in the Russell 1000 Growth Index (between \$669.63 million and \$2.99 trillion as of December 31, 2023) at the time of purchase. The market capitalization range and the composition of the Russell 1000 Growth Index are subject to change. The Fund will invest primarily in common stocks, preferred stocks, warrants, American Depositary Receipts (ADRs), real estate investment trusts (REITs) and exchange-traded funds (ETFs), as well as forward contracts and swaps for hedging and speculative purposes. The Fund may also, to a lesser extent, invest in common and preferred stocks of small capitalization companies. The Fund may invest up to 20% of its assets in foreign securities.

The Fund uses a multi-manager approach, relying primarily on a number of sub-advisers (each, a Sub-Adviser and collectively, the Sub-Advisers) with differing investment philosophies and strategies to manage portions of the Fund's portfolio under the general supervision of SEI Investments Management Corporation, the Fund's adviser (SIMC or the Adviser). Assets of the Fund not allocated to Sub-Advisers are managed directly by SIMC. In managing its portion of the Fund's assets, SIMC or each Sub-Adviser may apply a variety of quantitative and/or fundamental investment styles. A quantitative investment style generally involves a systematic or rules-based approach to selecting investments based on specific measurable factors. A fundamental investment style generally involves selecting investments through research and analysis of financial statements, relevant industry and economic data, or other characteristics.

The Sub-Adviser(s) may implement a long/short equity investment strategy by investing in securities, including through forwards and swaps, believed to offer capital appreciation opportunities while also attempting to take advantage of an anticipated decline in the price of a company. A long/short equity investment strategy takes (i) long positions with respect to investments that are believed to be undervalued relative to their potential and likely to increase in price, and (ii) short positions with respect to investments that are believed to have significant risk of decreasing in price. The Sub-Adviser(s) seek returns from strong security selection on both the long and short sides. These long and short positions may be completely unrelated.

The Fund implements the investment recommendations of SIMC and certain of the Sub-Advisers through the use of an overlay manager appointed by SIMC. Each such Sub-Adviser and SIMC provides a model portfolio to the overlay manager on an ongoing basis that represents that Sub-Adviser's or SIMC's recommendation as to the securities to be purchased, sold or retained by the Fund. The overlay manager then constructs a portfolio for the Fund that represents the aggregation of the model portfolios of the applicable Sub-Advisers and SIMC, with the weighting of each such Sub-Adviser's model in the total portfolio determined by SIMC.

Pursuant to direction from SIMC, the overlay manager has limited authority to vary from the models. For example, SIMC may direct the overlay manager to adjust the portfolio to implement SIMC's forward looking views regarding various portfolio characteristics or factors, or for risk management purposes. The overlay manager may also vary the portfolio implementation to seek trading cost efficiencies, loss harvesting, portfolio rebalancing or other portfolio construction objectives as directed by SIMC.

Fred Alger Management, LLC, Mackenzie Investments Corporation, Parametric Portfolio Associates LLC, and PineStone Asset Management Inc. currently serve as Sub-Advisers to the SIMT Large Cap Growth Fund. SIMC may, to a limited extent, directly manage a portion of the SIMT Large Cap Growth Fund's assets.

SIMT Large Cap Value Fund: The SIMT Large Cap Value Fund seeks long-term growth of capital and income. Under normal circumstances, the Fund will invest at least 80% of its net assets (plus the amount of any borrowings for investment purposes) in equity securities of large companies. The Fund will primarily seek to purchase securities believed to be attractively valued in relation to various measures, which may include earnings, capital structure or return on invested capital. For purposes of this Fund, a large company is a company with a market capitalization in the range of companies in the Russell 1000 Value Index (between \$270.2 million and \$773.4 billion as of December 31, 2023) at the time of purchase. The market capitalization range and the composition of the Russell 1000 Value Index are subject to change. The Fund will invest primarily in common stocks, preferred stocks, warrants, American Depositary Receipts (ADRs), real estate investment trusts (REITs) and exchange-traded funds (ETFs). The Fund may also, to a lesser extent, invest in common and preferred stocks of small capitalization companies. The Fund may invest up to 20% of its assets in foreign securities.

The Fund uses a multi-manager approach, relying primarily on a number of sub-advisers (each, a Sub-Adviser and collectively, the Sub-Advisers) with differing investment philosophies and strategies to manage portions of the Fund's portfolio under the general supervision of SEI Investments Management Corporation, the Fund's adviser (SIMC or the Adviser). Assets of the Fund not allocated to Sub-Advisers are managed directly by SIMC. In managing its portion of the Fund's assets, SIMC or each Sub-Adviser may apply a variety of quantitative and/or fundamental investment styles. A quantitative investment style generally involves a systematic or rules-based approach to selecting investments based on specific measurable factors. A fundamental investment style generally involves selecting investments through research and analysis of financial statements, relevant industry and economic data, or other characteristics.

The Fund implements the investment recommendations of SIMC and the Sub-Advisers through the use of an overlay manager appointed by SIMC. Each Sub-Adviser and SIMC provides a model portfolio to the overlay manager on an ongoing basis that represents that Sub-Adviser's or SIMC's recommendation as to the securities to be purchased, sold or retained by the Fund. The overlay manager then constructs a portfolio for the Fund that represents the aggregation of the model portfolios of the Sub-Advisers and SIMC, with the weighting of each Sub-Adviser's model in the total portfolio determined by SIMC.

Pursuant to direction from SIMC, the overlay manager has limited authority to vary from the models. For example, SIMC may direct the overlay manager to adjust the portfolio to implement SIMC's forward looking

views regarding various portfolio characteristics or factors, or for risk management purposes. The overlay manager may also vary the portfolio implementation to seek trading cost efficiencies, loss harvesting, portfolio rebalancing or other portfolio construction objectives as directed by SIMC.

Brandywine Global Investment Management, LLC, Cullen Capital Management, LSV Asset Management and Parametric Portfolio Associates LLC currently serve as Sub-Advisers to the SIMT Large Cap Value Fund. SIMC may, to a limited extent, directly manage a portion of the SIMT Large Cap Value Fund's assets.

SIMT Liquid Alternative Fund: The SEI Liquid Alternative Fund seeks long-term capital appreciation. Under normal circumstances, the Fund will take long and short positions in investments that provide broad exposure to the global equity, fixed income and currency markets. The Fund will invest primarily in exchange-traded derivative instruments, including futures, options, and swaps, but to a lesser extent may invest in derivative instruments that are traded over-the-counter, such as forwards. The Fund primarily will hold cash and/or invest in money market instruments to collateralize its derivative positions. Additionally, the Fund will invest from time-to-time in shares of exchange-traded funds (ETFs), such as U.S. or non-U.S. corporate bond ETFs.

The Fund seeks to replicate the total return (before taking into account the Fund's fees and expenses) of a model portfolio of alternative investment strategies, which primarily consists of hedge funds (the Composite) calculated by the investment sub-adviser (the Sub-Adviser), at the direction of SEI Investments Management Corporation (SIMC or the Adviser).

The Composite consists of two components (each a sleeve): a multi-strategy sleeve and a managed futures sleeve.

Multi-Strategy Sleeve. The multi-strategy sleeve of the Composite will seek to replicate the average total return of the 50 largest hedge funds (excluding managed futures funds), equally weighted. The list of hedge funds is determined by the monthly reporting of assets under management to the EurekaHedge database, which is reconstituted annually. This sleeve will include exposure to a cross-section of alternative investment strategies, including, but not limited to, equity long/short, global macro, event driven, and relative value strategies. SIMC, in connection with its management of the overall strategy to replicate the total return of the Composite and thus the return of the overall hedge fund market, may instruct the Sub-Adviser at any time to discontinue the use of any of these strategies or add one or more new strategies.

Managed Futures Sleeve. The managed futures sleeve of the Composite is designed to reflect the total return of the Societe Generale (SG) CTA Trend Index, which consists of 20 equally weighted large managed futures funds and is reconstituted annually.

The Sub-Adviser generally expects to maintain an approximate 60/40 weighting between the multi-strategy sleeve and the managed futures sleeve, respectively, within the Composite, but the Adviser and/or Sub-Adviser may increase or decrease a sleeve's weighting within the Composite.

The Fund seeks to achieve returns similar to the total return of the Composite through a dynamic allocation of long and short investments among the global equity, fixed income and currency markets. The Sub-Adviser will use a quantitative model to estimate the market exposures that drive the aggregate returns of the Composite and will primarily invest in derivative instruments that it estimates will provide, in the aggregate, market exposure similar to that of the Composite. The Sub-Adviser may use various approaches to estimate market exposure, including an analysis of historical return information for the hedge funds within the Composite.

The Fund's investments will include futures, forwards, options, ETFs and securities index swaps that provide exposure to the returns of (i) the equity markets, including common stocks, preferred stocks, warrants, rights, depositary receipts, and real estate investment trusts (REITs), which may be from U.S. and non-U.S. issuers (including emerging market issuers) of various capitalizations and industries; (ii) the currency markets, through U.S. and non-U.S. issuers (including emerging markets issuers) or through exposure to currency futures; and (iii) the fixed income markets, through U.S. and non-U.S. issuers (including emerging markets issuers) through exposure to corporate and government fixed income securities, asset-backed securities, mortgage-backed securities (including commercial mortgage-backed securities and "to-be-announced" transactions), corporate bonds and debentures, commercial paper, money market instruments, money market funds, mortgage dollar rolls, obligations of supranational entities, zero coupon obligations and obligations to restructure outstanding debt of such issuers, which may be investment grade and non-investment grade debt (junk bonds), of any duration or maturity.

The Fund will not make any direct investments in hedge funds.

The amount of the Fund's assets that may be allocated to various strategies and among investments is expected to vary over time and may be adjusted over short periods of time.

There are no limitations on the minimum or maximum amount of the Fund's assets that may be allocated to investments representing exposure to any one of the global equity, fixed income and currency markets.

Due to its investment strategy, the Fund may buy and sell securities and other instruments frequently. The Sub-Adviser may also consider other factors when allocating the Fund's assets, such as: (i) the Fund's obligations under its various derivative positions; (ii) portfolio rebalancing; (iii) redemption requests; (iv) yield management; (v) credit management; and (vi) volatility management.

The Fund uses a multi-manager approach, relying primarily on one or more Sub-Advisers under the general supervision of SIMC, the Fund's adviser.

Dynamic Beta Investments, LLC currently serves as a Sub-Adviser to the SIMT Liquid Alternative Fund.

SIMT Multi-Asset Accumulation Fund: The SIMT Multi-Asset Accumulation Fund seeks total return, including capital appreciation and income. Under normal circumstances, the Fund will seek to generate total return over time by selecting investments from among a broad range of asset classes based upon SEI Investments Management Corporation's (SIMC) or the sub-adviser's (each, a Sub-Adviser and collectively, the Sub-Advisers) expectations of risk and return. The asset classes used and the Fund's allocations among asset classes will be determined based on SIMC's or the Sub-Adviser's views of fundamental, technical or valuation measures. The Fund's allocations among asset classes may be adjusted over short periods of time. At any point in time, the Fund may be diversified across many asset classes or concentrated in a limited number of asset classes. The Fund may obtain its exposures to the asset classes by investing directly in securities and other investments or indirectly through the use of other pooled investment vehicles and derivative instruments.

The Fund uses a multi-manager approach under the general supervision of SIMC, allocating its assets among one or more Sub-Advisers using different investment strategies. SIMC may also directly manage a portion of the Fund's portfolio.

The Fund may allocate all or a portion of its assets using a "risk parity" approach that seeks to balance risk across all capital market exposures, which may result in asset classes with lower perceived risk having a greater notional allocation within the Fund's portfolio than asset classes with higher perceived risk. Notional

allocation refers to the Fund's use of one or more derivative contracts to attempt to obtain exposure to a potential gain or loss on the market value of the instruments underlying the Fund's derivative contracts (e.g., a security, currency or commodity (or a basket or index)). The market value of such underlying instruments generally exceeds the amount of cash or assets required to establish or maintain the derivative contracts. In addition, the Fund may further adjust asset allocations and capital market exposures based on realized and expected measures of volatility with the goal of managing the Fund's volatility. This may result in the Fund increasing capital market exposures during periods of perceived falling risk and decreasing capital market exposures during periods of perceived rising risk.

The Fund may invest in equity securities, including common stocks, preferred stocks, convertible securities, warrants and depositary receipts of U.S. and non-U.S. issuers (including emerging markets) of various market capitalizations and industries.

The Fund may invest in fixed income securities that are investment or non-investment grade (also known as junk bonds), U.S.- or foreign-issued (including emerging markets) and corporate- or government-issued.

The Fund's fixed income investments may include asset-backed securities, mortgage-backed securities, corporate bonds and debentures, commercial paper, exchange traded notes (ETNs), money market instruments, mortgage dollar rolls, repurchase and reverse repurchase agreements, when issued/delayed delivery securities, zero coupon bonds, obligations of foreign governments and obligations of either supranational entities issued or guaranteed by certain banks and entities organized to restructure the outstanding debt of such issuers. The Fund's fixed income investments may also include obligations of U.S. and foreign banks, such as certificates of deposit and time deposits, U.S. Treasury obligations, obligations issued by agencies or instrumentalities of the U.S. Government (including obligations not guaranteed by the U.S. Treasury), such as obligations issued by U.S. Government sponsored entities, and Treasury Inflation Protected Securities (TIPS) and other inflation-linked debt securities of both U.S. and non-U.S. governments and corporations, and municipal bonds and debentures. The Fund may invest in fixed, variable and floating rate fixed income instruments. The Fund's portfolio and the Fund's investments in particular fixed income securities are not subject to any maturity or duration restrictions.

The Fund may also invest a portion of its assets in bank loans, which are, generally, non-investment grade floating rate instruments, in the form of participations in the loans or assignments of all or a portion of the loans from third parties.

In addition to direct investment in securities and other instruments, the Fund may invest in affiliated and unaffiliated funds, subject to the limitations of the Investment Company Act of 1940, as amended (1940 Act). Such investment may include open-end funds, money market funds, closed-end funds and exchange-traded funds (ETFs) (including leveraged and inverse ETFs). The Fund may also invest in real estate investment trusts (REITs) and securities issued by U.S. and non-U.S. real estate companies.

A portion of the Fund's assets may also be invested in commodity investments to provide exposure to the investment returns of the commodities markets. Commodity investments include notes with interest payments that are tied to an underlying commodity or commodity index, ETFs or other exchange-traded products that are tied to the performance of a commodity or commodity index or other types of investment vehicles or instruments that provide returns that are tied to commodities or commodity indexes. The Fund may also invest in equity securities of issuers in commodity-related industries.

The Fund may also seek to gain exposure to the commodity markets, in whole or in part, through investments in a wholly owned subsidiary of the Fund organized under the laws of the Cayman Islands (Subsidiary). The

Subsidiary, unlike the Fund, may invest to a significant extent in commodities, commodity contracts and commodity investments (including through derivatives). The Subsidiary may also invest in other instruments in which the Fund is permitted to invest, either as investments or to serve as margin or collateral for its derivative positions. The Fund may invest up to 25% of its total assets in the Subsidiary. The Subsidiary is advised by SIMC.

The Fund, either directly or through its investment in the Subsidiary, may also purchase or sell futures contracts, options, forward contracts and swaps to obtain the Fund's desired exposure to an asset class or for return enhancement or hedging purposes. Futures contracts, forward contracts, options and swaps may be used to synthetically obtain exposure to securities or baskets of securities and to manage the Fund's interest rate duration and yield curve exposure. Due to the Fund's structure and level of turnover, derivative instruments may be an efficient method of obtaining exposure to various types of markets. Interest rate swaps are further used to manage the Fund's yield spread sensitivity. Securities index swaps may be used to obtain exposure to different U.S. and foreign equity markets. Futures and swaps on futures may be used to gain exposure to U.S. and foreign sovereign bond markets, equity markets and commodities markets. The Fund may sell credit default swaps to more efficiently gain credit exposure to a security or basket of securities.

The Fund may invest in U.S. dollar and non-U.S. dollar denominated securities. The Sub-Advisers may also seek to enhance the Fund's return by actively managing the Fund's foreign currency exposure. In managing the Fund's currency exposure, the Sub-Advisers may buy and sell currencies (*i.e.*, take long or short positions) using futures and foreign currency forward contracts. The Fund may take long and short positions in foreign currencies in excess of the value of the Fund's assets denominated in a particular currency or when the Fund does not own assets denominated in that currency. The Fund may also engage in currency transactions in an attempt to take advantage of certain inefficiencies in the currency exchange market, to increase its exposure to a foreign currency or to shift exposure to foreign currency fluctuations from one currency to another. In managing the Fund's currency exposure from foreign securities, the Sub-Advisers may buy and sell currencies for hedging or for speculative purposes.

AQR Capital Management, LLC and PanAgora Asset Management Inc. currently serve as Sub-Advisers to the SIMT Multi-Asset Accumulation Fund.

SIMT Multi-Asset Capital Stability Fund: The SIMT Multi-Asset Capital Stability Fund seeks to manage risk of a loss while providing current income and an opportunity for capital appreciation. Under normal circumstances, the Fund will attempt to manage the risk of loss while still seeking to generate some growth by selecting investments from among a broad range of asset classes. Managing the risk of loss does not mean preventing losses, but rather managing the Fund in a manner intended to limit the level of losses that the Fund could incur over any particular period. The Fund's investments are expected to include U.S. debt obligations and investment grade bonds, and, to a lesser extent, riskier asset classes as detailed below, such as equities and non-investment grade securities (also known as junk bonds). The asset classes used and the Fund's allocations among asset classes will be determined based on SEI Investments Management Corporation's (SIMC) or the sub-adviser's (each, a Sub-Adviser and collectively, the Sub-Advisers) views of fundamental, technical or valuation measures. The Fund's allocations among asset classes may be adjusted over short periods of time. At any point in time, the Fund may be diversified across many asset classes or concentrated in a limited number of asset classes. The Fund may obtain its exposures to the asset classes by investing directly in securities and other investments or indirectly through the use of other pooled investment vehicles and derivative instruments. Due to its investment strategy, the Fund may buy and sell securities and other instruments frequently.

The Fund uses a multi-manager approach under the general supervision of SIMC, allocating its assets among one or more Sub-Advisers using different investment strategies. SIMC may also directly manage a portion of the Fund's portfolio.

The Fund may allocate all or a portion of its assets using a "risk parity" approach that seeks to balance anticipated drawdown risk (peak-to-trough decline in asset value) across all capital market exposures in the Fund. This approach may result in asset classes with lower perceived drawdown risk, *e.g.* high-quality government bonds, having a greater notional allocation within the Fund's portfolio than they would otherwise receive in a non-risk parity approach. Notional allocation generally refers to the Fund's use of one or more derivative contracts to obtain exposure to a potential gain or loss on the market value of the instruments underlying the Fund's derivative contracts (*e.g.*, a security, basket of securities or index). The market value of such underlying instruments generally exceeds the amount of cash or assets required to establish or maintain the derivative contracts.

The Fund may further adjust asset allocations and capital market exposures based on realized and expected measures of drawdown risk with the goal of managing the Fund's total drawdown risk. This may result in the Fund increasing capital market exposures during periods of perceived falling drawdown risk and decreasing capital market exposures during periods of perceived rising drawdown risk.

The Fund may invest in equity securities, including common stocks, preferred stocks, convertible securities, and warrants, of U.S. and non-U.S. issuers (including emerging markets) of various market capitalizations and industries.

The Fund may invest in fixed income securities that are investment or non-investment grade (also known as junk bonds), U.S.- or foreign-issued (including emerging markets) and corporate- or government-issued. The Fund's fixed income investments may include asset-backed securities, mortgage-backed securities, corporate bonds and debentures, commercial paper, exchange traded notes (ETNs), money market instruments, mortgage dollar rolls, repurchase and reverse repurchase agreements, when issued/delayed delivery securities, zero coupon bonds, obligations of foreign governments and obligations of supranational entities issued or guaranteed by certain banks, as well as entities organized to restructure the outstanding debt of such issuers. The Fund's fixed income investments may also include U.S. Treasury obligations, obligations issued by agencies or instrumentalities of the U.S. Government (including obligations not guaranteed by the U.S. Treasury), such as obligations issued by U.S. Government sponsored entities, Treasury Inflation Protected Securities (TIPS) and other inflation-linked debt securities and obligations of U.S. and foreign commercial banks, such as certificates of deposit and time deposits. The Fund may invest in fixed, variable and floating rate fixed income instruments. The Fund's portfolio and the Fund's investments in particular fixed income securities are not subject to any maturity or duration restrictions.

The Fund may also invest a portion of its assets in bank loans, which are, generally, non-investment grade floating rate instruments, in the form of participations in the loans or assignments of all or a portion of the loans from third parties.

In addition to direct investment in securities and other instruments, the Fund may invest in affiliated and unaffiliated funds, subject to the limitations of the Investment Company Act of 1940, as amended (1940 Act). Such investment may include open-end funds, money market funds, closed-end funds and exchange-traded funds (ETFs) (including leveraged and inverse ETFs). The Fund may also invest in real estate investment trusts (REITs) and securities issued by U.S. and non-U.S. real estate companies.

The Fund may also purchase or sell futures contracts, options, forward contracts and swaps, including single security swaps, to obtain the Fund's desired exposure to an asset class or for return enhancement or hedging purposes. Due to the Fund's structure and level of turnover, derivative instruments may be an efficient method of obtaining exposure to various types of markets. Futures contracts may be used to gain exposure to U.S. and foreign sovereign bond markets. Index futures and securities index swaps may be used to gain exposure to U.S. and foreign equity markets. Interest rate swaps may be used to manage the Fund's yield spread sensitivity. Options may be used to gain exposure to or hedge risks in U.S. and foreign equity and fixed income markets. The Fund may buy credit default swaps in an attempt to manage credit risk where the Fund has credit exposure to an issuer, and the Fund may sell credit default swaps to more efficiently gain credit exposure to a security or basket of securities. Foreign currency forward rate agreements may be used to hedge all or a portion of the currency risk resulting from investments in non-U.S. equity and fixed income securities.

The Fund may invest in U.S. dollar and non-U.S. dollar denominated securities. The Sub-Advisers may also seek to enhance the Fund's return by actively managing the Fund's foreign currency exposure. In managing the Fund's currency exposure, the Sub-Advisers may buy and sell currencies (*i.e.*, take long or short positions) using futures contracts, foreign currency forward contracts and options. The Fund may take long and short positions in foreign currencies in excess of the value of the Fund's assets denominated in a particular currency or when the Fund does not own assets denominated in that currency. The Fund may also engage in currency transactions in an attempt to take advantage of certain inefficiencies in the currency exchange market, to increase its exposure to a foreign currency or to shift exposure to foreign currency fluctuations from one currency to another. In managing the Fund's currency exposure from foreign securities, the Sub-Advisers may buy and sell currencies for hedging or for speculative purposes.

AllianceBernstein L.P. and Janus Henderson Investors US LLC currently serve as Sub-Advisers to the SIMT Multi-Asset Capital Stability Fund.

SIMT Multi-Asset Income Fund: The SIMT Multi-Asset Income Fund seeks total return with an emphasis on current income. Under normal circumstances, the Fund will seek to generate total return with an emphasis on income by selecting investments from among a broad range of asset classes based upon SEI Investments Management Corporation's (SIMC) or the sub-adviser's (each, a Sub-Adviser and collectively, the Sub-Advisers) expectations for income and, to a lesser extent, capital appreciation. The asset classes used and the Fund's allocations among asset classes will be determined based on SIMC's or the Sub-Adviser's views of fundamental, technical or valuation measures. The Fund's allocations among asset classes may be adjusted over short periods of time. At any point in time, the Fund may be diversified across many asset classes or concentrated in a limited number of asset classes. The Fund may obtain its exposures to the asset classes by investing directly in securities and other investments or indirectly through the use of other pooled investment vehicles and derivative instruments. Due to its investment strategy, the Fund may buy and sell securities and other instruments frequently.

The Fund uses a multi-manager approach under the general supervision of SIMC, allocating its assets among one or more Sub-Advisers using different investment strategies. SIMC directly manages a portion of the Fund's portfolio.

The Fund may invest in equity securities, including common stocks, preferred stocks, convertible securities, warrants and depositary receipts, of U.S. and non-U.S. issuers (including emerging markets) of various market capitalizations and industries.

The Fund may invest in fixed income securities that are investment or non-investment grade (also known as junk bonds), U.S.- or foreign-issued (including emerging markets) and corporate- or government-issued. The Fund may invest in a wide range of fixed income investments, including asset-backed securities, mortgage-backed securities, collateralized debt and collateralized loan obligations (CDOs and CLOs, respectively), corporate and municipal bonds and debentures, structured notes, construction loans, commercial paper, exchange traded notes (ETNs), money market instruments, mortgage dollar rolls, repurchase and reverse repurchase agreements, when issued/delayed delivery securities, zero coupon bonds, obligations of foreign governments and obligations of supranational entities issued or guaranteed by certain banks. The Fund's fixed income investments may also include U.S. Treasury obligations, obligations issued by agencies or instrumentalities of the U.S. Government (including obligations not guaranteed by the U.S. Treasury), such as obligations issued by U.S. Government sponsored entities, and Treasury Inflation Protected Securities (TIPS) and other inflation-linked debt securities. The Fund may invest in fixed, variable and floating rate fixed income instruments. The Fund's portfolio and the Fund's investments in particular fixed income securities are not subject to any maturity or duration restrictions.

The Fund may invest up to 25% of its assets in master limited partnership (MLP) units and may also invest a portion of its assets in bank loans, which are, generally, non-investment grade floating rate instruments, in the form of participations in the loans or assignments of all or a portion of the loans from third parties.

In addition to direct investment in securities and other instruments, the Fund may invest in affiliated and unaffiliated funds, subject to the limitations of the Investment Company Act of 1940, as amended (1940 Act). Such investment may include open-end funds, money market funds, closed-end funds and exchange-traded funds (ETFs) (including leveraged and inverse ETFs). The Fund may also invest in real estate investment trusts (REITs) and securities issued by U.S. and non-U.S. real estate companies.

The Fund may also purchase or sell futures contracts, options, forward contracts and swaps to obtain the Fund's desired exposure to an asset class or for return enhancement or hedging purposes, including currency or interest rate exposure. Futures contracts and forward contracts may be used to synthetically obtain exposure to securities or baskets of securities. The Fund may use total return swaps to efficiently obtain exposure to segments of the equity or fixed income markets when other means of obtaining exposure, such as through an ETF, are suboptimal. Interest rate swaps may be used to manage the Fund's yield spread sensitivity. The Fund may write (sell) or purchase call options or put options on a security or a basket of securities, and such options may be covered or uncovered (or "naked"). The purchaser of a call option will pay the Fund a premium for undertaking the obligations under the option contract. Options may also provide a partial hedge to another position of the Fund. The Fund may buy credit default swaps in an attempt to manage credit risk where the Fund has credit exposure to an issuer, and the Fund may sell credit default swaps to more efficiently gain credit exposure to a security or basket of securities.

The Fund may invest in U.S. dollar and non-U.S. dollar denominated securities. The Sub-Advisers may also seek to enhance the Fund's return by actively managing the Fund's foreign currency exposure. In managing the Fund's currency exposure, the Sub-Advisers may buy and sell currencies (*i.e.*, take long or short positions) using futures and foreign currency forward contracts. The Fund may take long and short positions in foreign currencies in excess of the value of the Fund's assets denominated in a particular currency or when the Fund does not own assets denominated in that currency. The Fund may also engage in currency transactions in an attempt to take advantage of certain inefficiencies in the currency exchange market, to increase its exposure to a foreign currency or to shift exposure to foreign currency fluctuations from one currency to another. In managing the Fund's currency exposure from foreign securities, the Sub-Advisers may buy and sell currencies for hedging or for speculative purposes.

Barings, LLC, Goldman Sachs Asset Management, L.P., Western Asset Management Company, LLC, Western Asset Management Company Limited and Western Asset Management Company PTE Ltd. currently serve as Sub-Advisers to the SIMT Multi-Asset Income Fund.

SIMT Multi-Asset Inflation Managed Fund: The SIMT Multi-Asset Inflation Managed Fund seeks total return exceeding the rate of inflation. Under normal circumstances, the Fund will seek to generate “real return” (*i.e.*, total returns that exceed the rate of inflation over a full market cycle, regardless of market conditions) by selecting investments from among a broad range of asset classes, including fixed income and equity securities and commodity investments. The asset classes used and the Fund’s allocations among asset classes will be determined based on SEI Investments Management Corporation’s (SIMC’s) or the sub-advisers’ (each, a Sub-Adviser and collectively, the Sub-Advisers) views of fundamental, technical or valuation measures. The Fund’s allocations among asset classes may be adjusted over short periods of time. At any point in time, the Fund may be diversified across many asset classes or concentrated in a limited number of asset classes. The Fund may obtain its exposures to the asset classes by investing directly in securities and other investments or indirectly through the use of other pooled investment vehicles and derivative instruments.

The Fund uses a multi-manager approach under the general supervision of SIMC, allocating its assets among one or more Sub-Advisers using different investment strategies. SIMC may also directly manage a portion of the Fund’s portfolio.

Equity securities may include common or preferred stocks, warrants, rights, depositary receipts, equity-linked securities and other equity interests. The Fund may invest in securities of issuers of any market capitalization and may invest in both foreign and domestic equity securities. In addition to direct investment in securities and other instruments, the Fund may invest in affiliated and unaffiliated funds, including open-end funds, closed-end funds and exchange-traded funds (ETFs). The Fund may also invest in real estate investment trusts (REITs) and U.S. and non-U.S. real estate companies.

In addition to direct investment in securities and other instruments, the Fund may invest in affiliated and unaffiliated funds, subject to the limitations of the Investment Company Act of 1940, as amended (1940 Act). Such investment may include open-end funds, money market funds, closed-end funds and ETFs (including leveraged and inverse ETFs). The Fund may also invest in REITs and securities issued by U.S. and non-U.S. real estate companies.

The Fund may invest in fixed income securities that are investment or non-investment grade (also known as junk bonds), U.S.- or foreign-issued (including emerging markets), and corporate- or government-issued. The Fund may invest in a wide range of fixed income investments, including obligations of U.S. and foreign commercial banks, such as certificates of deposit, time deposits, bankers’ acceptances and bank notes, obligations of foreign governments, U.S. and foreign corporate debt securities, including commercial paper, and fully collateralized repurchase and reverse repurchase agreements with highly rated counterparties (those rated A or better) and securitized issues such as mortgage-backed securities, asset-backed securities, commercial mortgage-backed securities and collateralized debt obligations (CDOs). The Fund’s fixed income investments may also include U.S. Treasury obligations, obligations issued by agencies or instrumentalities of the U.S. Government (including obligations not guaranteed by the U.S. Treasury), such as obligations issued by U.S. Government sponsored entities, Treasury Inflation Protected Securities (TIPS) and other inflation-linked debt securities, and municipal bonds and debentures. The Fund may invest in fixed, variable and floating rate fixed income instruments. The Fund’s portfolio and the Fund’s investments in particular fixed income securities are not subject to any maturity or duration restrictions. The Fund may also enter into

repurchase or reverse repurchase agreements with respect to its investment in the fixed income securities listed above and may use the cash received to enter into a short position on U.S. Treasury bonds.

A portion of the Fund's assets may also be invested in commodity investments to provide exposure to the investment returns of the commodities markets. Commodity investments include notes with interest payments that are tied to an underlying commodity or commodity index, ETFs or other exchange-traded products that are tied to the performance of a commodity or commodity index or other types of investment vehicles or instruments that provide returns that are tied to commodities or commodity indexes. The Fund may also invest in equity securities of issuers in commodity-related industries.

The Fund may also seek to gain exposure to the commodity markets, in whole or in part, through investments in a wholly owned subsidiary of the Fund organized under the laws of the Cayman Islands (Subsidiary). The Subsidiary, unlike the Fund, may invest to a significant extent in commodities, commodity contracts and commodity investments (including through derivative instruments). The Subsidiary may also invest in other instruments in which the Fund is permitted to invest, either as investments or to serve as margin or collateral for its derivative positions. The Fund may invest up to 25% of its total assets in the Subsidiary. The Subsidiary is advised by SIMC.

The Fund, either directly or through its investment in the Subsidiary, may also purchase or sell futures contracts, options, forward contracts and swaps to obtain the Fund's desired exposure to an asset class or for return enhancement or hedging purposes. Interest rate futures contracts are primarily used to hedge interest rate risk in the Fund's U.S. bond holdings. Commodity futures contracts are primarily used to obtain exposure to a diversified set of commodity markets. Interest rate swaps and swaps on indexes may further be used to manage the Fund's interest rate risk or may be used to manage the inflation-adjusted return of the Fund. The Fund may buy credit default swaps in an attempt to manage credit risk where the Fund has credit exposure to an issuer, and the Fund may sell credit default swaps to more efficiently gain credit exposure to a security or basket of securities. Options may be used to gain exposure to or hedge exposures in the equity and commodity markets. Foreign currency forward rate agreements may be used to hedge all or a portion of the currency risk resulting from investments in non-U.S. equity and fixed income securities.

The Fund may invest in U.S. dollar and non-U.S. dollar denominated securities. The Sub-Advisers may also seek to enhance the Fund's return by actively managing the Fund's foreign currency exposure. In managing the Fund's currency exposure, the Sub-Advisers may buy and sell currencies (*i.e.*, take long or short positions) using futures and foreign currency forward contracts. The Fund may take long and short positions in foreign currencies in excess of the value of the Fund's assets denominated in a particular currency or when the Fund does not own assets denominated in that currency. The Fund may also engage in currency transactions in an attempt to take advantage of certain inefficiencies in the currency exchange market, to increase its exposure to a foreign currency or to shift exposure to foreign currency fluctuations from one currency to another. In managing the Fund's currency exposure from foreign securities, the Sub-Advisers may buy and sell currencies for hedging or for speculative purposes.

The Sub-Advisers may engage in short sales in an attempt to capitalize on equity securities that it believes will underperform the market or their peers. When a Sub-Adviser sells securities short, it may invest the proceeds from the short sales in an attempt to enhance returns. This strategy may effectively result in the Fund having a leveraged investment portfolio, which results in greater potential for loss.

AllianceBernstein L.P. and Franklin Advisers, Inc. currently serve as Sub-Advisers to the SIMT Multi-Asset Inflation Managed Fund.

SIMT Real Estate Fund: The SIMT Real Estate Fund seeks total return, including current income and capital appreciation. Under normal circumstances, the Fund will invest at least 80% of its net assets (plus the amount of any borrowings for investment purposes) in equity securities of real estate companies (e.g., common stocks, rights, warrants, exchange-traded funds (ETFs), convertible securities and preferred stocks of real estate investment trusts (REITs) and real estate operating companies (REOCs)). Generally, the Fund will invest in real estate companies operating in the United States. Due to its investment strategy, the Fund may buy and sell securities and other instruments frequently.

The Fund uses a multi-manager approach, relying upon a number of sub-advisers (each, a Sub-Adviser and collectively, the Sub-Advisers) to manage portions of the Fund's portfolio under the general supervision of SEI Investments Management Corporation, the Fund's adviser (SIMC or the Adviser).

CenterSquare Investment Management LLC currently serves as Sub-Adviser to the SIMT Real Estate Fund.

SIMT Real Return Fund: The SIMT Real Return Fund seeks total return exceeding the rate of inflation. The Fund seeks to produce a return similar to that of the Bloomberg 1-5 Year U.S. Treasury Inflation-Protected Securities (TIPS) Index, which is the Fund's benchmark index.

Under normal circumstances, the Fund will invest a significant portion of its assets in investment grade fixed income securities, including inflation-indexed bonds of varying maturities issued by the U.S. Treasury, other U.S. Government agencies and instrumentalities. An inflation-indexed bond is a bond that is structured so that its principal value will change with inflation. TIPS are a type of inflation-indexed bond in which the Fund may invest. The Fund's exposure to fixed income securities is not restricted by maturity requirements.

The Fund may also invest in securities issued or guaranteed by the U.S. Government and its agencies and instrumentalities and obligations of U.S. and foreign commercial banks, such as time deposits, U.S. and foreign corporate debt including commercial paper; and securitized issues, such as mortgage-backed securities issued by U.S. Government agencies. Although the Real Return Fund is able to use a multi-manager approach under the general supervision of SEI Investments Management Corporation (SIMC or the Adviser) whereby Fund assets would be allocated among multiple sub-advisers (each, a Sub-Adviser and collectively, the Sub-Advisers), the Fund's assets currently are managed directly by SIMC.

SIMT Small Cap Fund: The SIMT Small Cap Fund seeks capital appreciation. Under normal circumstances, the Fund will invest at least 80% of its net assets (plus the amount of any borrowings for investment purposes) in equity securities (both common and preferred stocks) of small companies, including exchange-traded funds (ETFs) based on small capitalization indexes and securities of real estate investment trusts (REITs). For purposes of this Fund, a small company is a company with a market capitalization in the range of companies in the Russell 2000 Index (between \$10.1 million and \$15.2 billion as of December 31, 2023), as determined at the time of purchase. The market capitalization range and the composition of the Russell 2000 Index are subject to change. The Fund may also invest in warrants and, to a lesser extent, in securities of large capitalization companies. Due to its investment strategy, the Fund may buy and sell securities and other instruments frequently.

The Fund uses a multi-manager approach, relying primarily upon a number of sub-advisers (each, a Sub-Adviser and collectively, the Sub-Advisers) with differing investment philosophies to manage portions of the Fund's portfolio under the general supervision of SEI Investments Management Corporation, the Fund's adviser (SIMC or the Adviser). Assets of the Fund not allocated to Sub-Advisers are managed directly by SIMC. In managing its portion of the Fund's assets, SIMC or each Sub-Adviser may apply a variety of quantitative and/or fundamental investment styles. A quantitative investment style generally involves a

systematic or rules-based approach to selecting investments based on specific measurable factors. A fundamental investment style generally involves selecting investments through research and analysis of financial statements, relevant industry and economic data, or other characteristics.

The Fund implements the investment recommendations of SIMC and certain of its Sub-Advisers through the use of an overlay manager appointed by SIMC. Each applicable Sub-Adviser and SIMC provide a model portfolio to the overlay manager on an ongoing basis that represents that Sub-Adviser's or SIMC's recommendation as to the securities to be purchased, sold or retained by the Fund. The overlay manager then constructs a portfolio for its portion of the Fund that represents the aggregation of the model portfolios of the applicable Sub-Advisers and SIMC, with the weighting of each Sub-Adviser's model in the total portfolio determined by SIMC.

Pursuant to direction from SIMC, the overlay manager has limited authority to vary from the models. For example, SIMC may direct the overlay manager to adjust the portfolio to implement SIMC's forward looking views regarding various portfolio characteristics or factors, or for risk management purposes. The overlay manager may also vary the portfolio implementation to seek trading cost efficiencies, loss harvesting, portfolio rebalancing or other portfolio construction objectives as directed by SIMC.

Copeland Capital Management, LLC, EAM Investors, LLC, Easterly Investment Partners LLC, Leeward Investments, LLC, Los Angeles Capital Management LLC and Parametric Portfolio Associates LLC currently serve as Sub-Advisers to the SIMT Small Cap Fund. SIMC may, to a limited extent, directly manage a portion of the SIMT Small Cap Fund's assets.

SIMT Small Cap Growth Fund: The SIMT Small Cap Growth Fund seeks long-term capital appreciation. Under normal circumstances, the Fund will invest at least 80% of its net assets (plus the amount of any borrowings for investment purposes) in equity securities of small companies. The Fund will primarily seek to purchase securities believed to have attractive growth and appreciation potential. For purposes of this Fund, a small company is a company with a market capitalization in the range of companies in the Russell 2000 Index (between \$10.1 million and \$15.2 billion as of December 31, 2023), as determined at the time of purchase. The market capitalization range and the composition of the Russell 2000 Index are subject to change. The Fund's investments in equity securities may include common and preferred stocks, warrants and, to a lesser extent, real estate investment trusts (REITs), exchange-traded funds (ETFs) and securities of large capitalization companies. Due to its investment strategy, the Fund may buy and sell securities and other instruments frequently. To a limited extent, the Fund may loan its portfolio securities through a securities lending agent.

The Fund uses a multi-manager approach, relying primarily upon a number of sub-advisers (each, a Sub-Adviser and collectively, the Sub-Advisers) to manage portions of the Fund's portfolio under the general supervision of SEI Investments Management Corporation, the Fund's adviser (SIMC or the Adviser). Assets of the Fund not allocated to a Sub-Adviser are managed directly by SIMC. In managing its portion of the Fund's assets, SIMC or each Sub-Adviser may apply a variety of quantitative and/or fundamental investment styles. A quantitative investment style generally involves a systematic or rules-based approach to selecting investments based on specific measurable factors. A fundamental investment style generally involves selecting investments through research and analysis of financial statements, relevant industry and economic data, or other characteristics.

The Fund implements the investment recommendations of SIMC and the Sub-Advisers through the use of an overlay manager appointed by SIMC. Each Sub-Adviser and SIMC provides a model portfolio to the overlay manager on an ongoing basis that represents that Sub-Adviser's or SIMC's recommendation as to the

securities to be purchased, sold or retained by the Fund. The overlay manager then constructs a portfolio for the Fund that represents the aggregation of the model portfolios of the Sub-Advisers and SIMC, with the weighting of each Sub-Adviser's model in the total portfolio determined by SIMC.

Pursuant to direction from SIMC, the overlay manager has limited authority to vary from the models. For example, SIMC may direct the overlay manager to adjust the portfolio to implement SIMC's forward looking views regarding various portfolio characteristics or factors, or for risk management purposes. The overlay manager may also vary the portfolio implementation to seek trading cost efficiencies, loss harvesting, portfolio rebalancing or other portfolio construction objectives as directed by SIMC.

EAM Investors, LLC, Jackson Creek Investment Advisors LLC, Parametric Portfolio Associates LLC and Polen Capital Management, LLC currently serve as Sub-Advisers to the SIMT Small Cap Growth Fund. SIMC may, to a limited extent, directly manage a portion of the SIMT Small Cap Growth Fund's assets.

SIMT Small Cap Value Fund: The SIMT Small Cap Value Fund seeks capital appreciation. Under normal circumstances, the Fund will invest at least 80% of its net assets (plus the amount of any borrowings for investment purposes) in equity securities of small companies. The Fund will primarily seek to purchase securities believed to be attractively valued in relation to various measures, which may include earnings, capital structure or return on invested capital. For purposes of this Fund, a small company is a company with a market capitalization in the range of companies in the Russell 2000 Index (between \$10.1 million and \$15.2 billion as of December 31, 2023), as determined at the time of purchase. The market capitalization range and the composition of the Russell 2000 Index are subject to change. The Fund's investments in equity securities may include common and preferred stocks, warrants, and, to a lesser extent, real estate investment trusts (REITs), exchange-traded funds (ETFs) and securities of large capitalization companies.

The Fund uses a multi-manager approach, relying primarily upon a number of sub-advisers (each, a Sub-Adviser and collectively, the Sub-Advisers) to manage portions of the Fund's portfolio under the general supervision of SEI Investments Management Corporation, the Fund's adviser (SIMC or the Adviser). Assets of the Fund not allocated to Sub-Advisers are managed directly by SIMC. In managing its portion of the Fund's assets, SIMC or each Sub-Adviser may apply a variety of quantitative and/or fundamental investment styles. A quantitative investment style generally involves a systematic or rules-based approach to selecting investments based on specific measurable factors. A fundamental investment style generally involves selecting investments through research and analysis of financial statements, relevant industry and economic data, or other characteristics.

The Fund implements the investment recommendations of SIMC and the Sub-Advisers through the use of an overlay manager appointed by SIMC. Each Sub-Adviser and SIMC provides a model portfolio to the overlay manager on an ongoing basis that represents that Sub-Adviser's or SIMC's recommendation as to the securities to be purchased, sold or retained by the Fund. The overlay manager then constructs a portfolio for the Fund that represents the aggregation of the model portfolios of the Sub-Advisers and SIMC, with the weighting of each Sub-Adviser's model in the total portfolio determined by SIMC.

Pursuant to direction from SIMC, the overlay manager has limited authority to vary from the models. For example, SIMC may direct the overlay manager to adjust the portfolio to implement SIMC's forward looking views regarding various portfolio characteristics or factors, or for risk management purposes. The overlay manager may also vary the portfolio implementation to seek trading cost efficiencies, loss harvesting, portfolio rebalancing or other portfolio construction objectives as directed by SIMC.

Easterly Investment Partners LLC, Leeward Investments, LLC, LSV Asset Management and Parametric Portfolio Associates LLC currently serve as Sub-Advisers to the SIMT Small Cap Value Fund. SIMC may, to a limited extent, directly manage a portion of the SIMT Small Cap Value Fund's assets.

SIMT Tax-Managed Large Cap Fund: The SIMT Tax-Managed Large Cap Fund seeks high long-term after-tax returns. Under normal circumstances, the Fund will invest at least 80% of its net assets (plus the amount of any borrowings for investment purposes) in equity securities of large companies. For purposes of this Fund, a large company is a company with a market capitalization in the range of companies in the Russell 1000 Index (between \$270.2 million and \$2.99 trillion as of December 31, 2023) at the time of purchase. The market capitalization range and the composition of the Russell 1000 Index are subject to change. The Fund will invest primarily in common stocks, preferred stocks, warrants, American Depositary Receipts (ADRs), real estate investment trusts (REITs) and exchange-traded funds (ETFs). The Fund may also, to a lesser extent, invest in common and preferred stocks of small capitalization companies. The Fund may invest up to 20% of its assets in foreign securities.

The Fund uses a multi-manager approach, relying primarily on a number of sub-advisers (each, a Sub-Adviser and collectively, the Sub-Advisers) with differing investment philosophies and strategies to manage portions of the Fund's portfolio under the general supervision of SEI Investments Management Corporation, the Fund's adviser (SIMC or the Adviser). Assets of the Fund not allocated to Sub-Advisers are managed directly by SIMC. In managing its portion of the Fund's assets, SIMC or each Sub-Adviser may apply a variety of quantitative and/or fundamental investment styles. A quantitative investment style generally involves a systematic or rules-based approach to selecting investments based on specific measurable factors. A fundamental investment style generally involves selecting investments through research and analysis of financial statements, relevant industry and economic data, or other characteristics.

The Fund implements the investment recommendations of SIMC and the Sub-Advisers through the use of an overlay manager appointed by SIMC. Each Sub-Adviser and SIMC provides a model portfolio to the overlay manager on an ongoing basis that represents that Sub-Adviser's or SIMC's recommendation as to the securities to be purchased, sold or retained by the Fund. The overlay manager then constructs a portfolio for the Fund that represents the aggregation of the model portfolios of the Sub-Advisers and SIMC, with the weighting of each Sub-Adviser's model in the total portfolio determined by SIMC.

Pursuant to direction from SIMC, the overlay manager has limited authority to vary from the models, primarily for the purpose of efficient tax management of the Fund's securities transactions. The overlay manager seeks to manage the impact of taxes by, among other things, selling stocks with the highest tax cost first, opportunistically harvesting losses and deferring recognition of taxable gains, where possible. SIMC may also direct the overlay manager to adjust the portfolio to implement SIMC's forward looking views regarding various portfolio characteristics or factors, or for risk management purposes. The overlay manager may also vary the portfolio implementation to seek trading cost efficiencies, portfolio rebalancing or other portfolio construction objectives as directed by SIMC.

Brandywine Global Investment Management, LLC, Cullen Capital Management, LSV Asset Management, Mar Vista Investment Partners, LLC, Parametric Portfolio Associates LLC and PineStone Asset Management Inc. currently serve as Sub-Advisers to the SIMT Tax-Managed Large Cap Fund. SIMC may, to a limited extent, directly manage a portion of the SIMT Tax-Managed Large Cap Fund's assets.

SIMT Tax-Managed Managed Volatility Fund: The SIMT Tax-Managed Managed Volatility Fund seeks to maximize after-tax returns, but with a lower level of volatility than the broad U.S. equity markets. The Fund will typically invest in securities of U.S. companies of all capitalization ranges. These securities may include

common stocks, preferred stocks, warrants and exchange-traded funds (ETFs). The Fund may also, to a lesser extent, invest in American Depositary Receipts (ADRs), real estate investment trusts (REITs) and securities of non-U.S. companies. Although the Fund will be measured against the Russell 3000 Index, the Fund is expected to have significant sector and market capitalization deviations from the index given its focus on absolute risk as opposed to index relative risk. This could lead to significant performance deviations relative to the index over shorter-term periods.

The Fund uses a multi-manager approach, relying primarily on a number of sub-advisers (each, a Sub-Adviser and collectively, the Sub-Advisers) with differing investment approaches to manage portions of the Fund's portfolio under the general supervision of SEI Investments Management Corporation, the Fund's adviser (SIMC or the Adviser). Assets of the Fund not allocated to Sub-Advisers are managed directly by SIMC. In managing its portion of the Fund's assets, SIMC and each Sub-Adviser intends to achieve returns similar to those of the broad U.S. equity markets in a tax-efficient fashion but with a lower level of volatility. The Fund seeks to achieve lower volatility by constructing a portfolio of securities that effectively weighs securities based on their total expected risk and return without regard to market capitalization and industry. This will tend to lead SIMC and the Fund's Sub-Advisers to construct portfolios with a low beta relative to the overall U.S. equity market. In addition, SIMC and the Sub-Advisers will look to manage the impact of taxes by controlling portfolio turnover levels, selling stocks with the highest tax cost first and opportunistically harvesting losses to offset gains where possible.

The Fund implements the investment recommendations of SIMC and the Sub-Advisers through the use of an overlay manager appointed by SIMC. Each such Sub-Adviser and SIMC provides a model portfolio to the overlay manager on an ongoing basis that represents that Sub-Adviser's or SIMC's recommendation as to the securities to be purchased, sold or retained by the Fund. The overlay manager then constructs a portfolio for the Fund that represents the aggregation of the model portfolios of the Sub-Advisers and SIMC, with the weighting of each such Sub-Adviser's model in the total portfolio determined by SIMC.

Pursuant to direction from SIMC, the overlay manager has limited authority to vary from the models. For example, SIMC may direct the overlay manager to adjust the portfolio to implement SIMC's forward looking views regarding various portfolio characteristics or factors, or for risk management purposes. The overlay manager may also vary the portfolio implementation to seek trading efficiencies, loss harvesting, portfolio rebalancing or other portfolio construction objectives as directed by SIMC.

Allspring Global Investments, LLC, LSV Asset Management and Parametric Portfolio Associates LLC currently serve as Sub-Advisers to the SIMT Tax-Managed Managed Volatility Fund. SIMC may, to a limited extent, directly manage a portion of the SIMT Tax-Managed Managed Volatility Fund's assets.

SIMT Tax-Managed Small/Mid Cap Fund: The SIMT Tax-Managed Small/Mid Cap Fund seeks high long-term after-tax returns. Under normal circumstances, the Fund will invest at least 80% of its net assets (plus the amount of any borrowings for investment purposes) in equity securities of small and medium capitalization companies. For purposes of this Fund, a small or medium capitalization company is a company with a market capitalization in the range of companies in the Russell 2500 Index (between approximately \$10.1 million and \$22.3 billion as of December 31, 2023) at the time of purchase. The market capitalization range and the composition of the Russell 2500 Index are subject to change. The Fund's investments in equity securities may include common and preferred stocks, warrants and, to a lesser extent, real estate investment trusts (REITs), exchange-traded funds (ETFs) and securities of large capitalization companies. To a limited extent, the Fund may loan its portfolio securities through a securities lending agent.

The Fund uses a multi-manager approach, relying primarily on a number of sub-advisers (each, a Sub-Adviser and collectively, the Sub-Advisers) with differing investment philosophies and strategies to manage portions of the Fund's portfolio under the general supervision of SEI Investments Management Corporation, the Fund's adviser (SIMC or the Adviser). Assets of the Fund not allocated to a Sub-Adviser are managed directly by SIMC. In managing assets of the Fund not allocated to Sub-Advisers, SIMC may apply a variety of quantitative and/or fundamental investment styles. A quantitative investment style generally involves a systematic or rules-based approach to selecting investments based on specific measurable factors. A fundamental investment style generally involves selecting investments through research and analysis of financial statements, relevant industry and economic data, or other characteristics.

The Fund implements the investment recommendations of SIMC and the Sub-Advisers through the use of an overlay manager appointed by SIMC. Each Sub-Adviser and SIMC provides a model portfolio to the overlay manager on an ongoing basis that represents that Sub-Adviser's or SIMC's recommendation as to the securities to be purchased, sold or retained by the Fund. The overlay manager then constructs a portfolio for the Fund that represents the aggregation of the model portfolios of the Sub-Advisers and SIMC, with the weighting of each Sub-Adviser's model in the total portfolio determined by SIMC.

Pursuant to direction from SIMC, the overlay manager has limited authority to vary from the models, primarily for the purpose of efficient tax management of the Fund's securities transactions. The overlay manager seeks to manage the impact of taxes by, among other things, selling stocks with the highest tax cost first, opportunistically harvesting losses and deferring recognition of taxable gains, where possible. SIMC may also direct the overlay manager to adjust the portfolio to implement SIMC's forward looking views regarding various portfolio characteristics or factors, or for risk management purposes. The overlay manager may also vary the portfolio implementation to seek trading cost efficiencies, portfolio rebalancing or other portfolio construction objectives as directed by SIMC.

Easterly Investment Partners LLC, Geneva Capital Management LLC, Hillsdale Investment Management Inc., Martingale Asset Management L.P. and Parametric Portfolio Associates LLC currently serve as Sub-Advisers to the SIMT Tax-Managed Small/Mid Cap Fund. SIMC may, to a limited extent, directly manage a portion of the SIMT Tax-Managed Small/Mid Cap Fund's assets.

SIMT Tax-Managed International Managed Volatility Fund: The SIMT Tax-Managed International Managed Volatility Fund seeks tax-sensitive long-term capital appreciation with less volatility than the broad international equity markets. Under normal circumstances, the Fund will invest at least 80% of its net assets in non-U.S. equity securities. These securities may include common stocks and real estate investment trusts (REITs) of all capitalization ranges. Under normal circumstances, the Fund will invest in securities of issuers that are located in at least three countries outside of the U.S., but will typically invest much more broadly. The Fund will invest primarily in companies located in developed countries.

The Fund seeks to construct, in a tax-sensitive manner, a portfolio of equity securities with lower volatility than the broad international developed equity markets (International Market). Each Sub-Adviser (as defined below) and SEI Investments Management Corporation, the Fund's adviser (SIMC or the Adviser), seeks to achieve lower volatility by constructing a portfolio of securities that primarily exhibit a more stable historical or predicted price and earnings behavior (*i.e.* absolute risk), but also take into consideration low correlation attributes and expected returns. Generally, the Fund is likely to underperform in a steeply rising International Market, but seeks to mitigate losses in a falling International Market.

The Fund expects that over the long-term, a lower volatility portfolio will provide returns similar to those of the International Market. Over shorter periods of time, however, due to its focus on absolute risk, the

portfolio's country, sector and market capitalization exposures will typically vary from the International Market and it may experience significant performance deviations from the International Market.

The Fund uses a "multi-manager" approach to investing. This means that SIMC selects and oversees a number of third-party investment advisers (each, a Sub-Adviser and collectively, the Sub-Advisers) to manage portions of the Fund's portfolio. Sub-Advisers typically have differing investment philosophies and strategies that they use in managing the portion of the Fund's assets allocated to them by SIMC. Assets of the Fund not allocated to Sub-Advisers are managed directly by SIMC.

The Fund implements the investment recommendations of the Sub-Advisers through the use of an overlay manager appointed by SIMC. Each Sub-Adviser and SIMC provides a model portfolio to the overlay manager on an ongoing basis that represents that Sub-Adviser's or SIMC's recommendation as to the securities to be purchased, sold or retained by the Fund. The overlay manager then constructs a portfolio for the Fund that represents the aggregation of the model portfolios of the Sub-Advisers, with the weighting of each Sub-Adviser's model in the total portfolio determined by SIMC. Pursuant to direction from SIMC, the overlay manager has limited authority to vary from the models, primarily for the purpose of tax management of the Fund's securities transactions. The overlay manager seeks to manage the impact of taxes by, among other things, selling stocks with the highest tax cost first, opportunistically harvesting losses and deferring recognition of taxable gains, where possible.

The Fund considers the security of an issuer to be "non-U.S." if the issuer is domiciled, incorporated, located and/or principally traded in a country other than the U.S. Developed market countries are those countries that are included in a developed markets index by a recognized index provider, or have similar developed characteristics, in each case determined at the time of purchase.

The Fund may purchase shares of exchange-traded funds (ETFs) to gain exposure to a particular portion of the market while awaiting an opportunity to purchase securities or other instruments directly.

Acadian Asset Management LLC, Allspring Global Investments, LLC, LSV Asset Management and Parametric Portfolio Associates LLC currently serve as Sub-Advisers to the SIMT Tax-Managed International Managed Volatility Fund.

SIMT U.S. Managed Volatility Fund: The SIMT U.S. Managed Volatility Fund seeks capital appreciation with less volatility than the broad U.S. equity markets. Under normal circumstances, the Fund will invest at least 80% of its net assets (plus the amount of any borrowings for investment purposes) in securities of U.S. companies of all capitalization ranges. These securities may include common stocks, preferred stocks, exchange-traded funds (ETFs) and warrants. The Fund may also, to a lesser extent, invest in American Depositary Receipts (ADRs), real estate investment trusts (REITs) and securities of non-U.S. companies.

The Fund uses a multi-manager approach, relying primarily on a number of sub-advisers (each, a Sub-Adviser and collectively, the Sub-Advisers) with differing investment philosophies to manage portions of the Fund's portfolio under the general supervision of SEI Investments Management Corporation, the Fund's adviser (SIMC or the Adviser). Assets of the Fund not allocated to Sub-Advisers are managed directly by SIMC. The Fund seeks to achieve an absolute return of the broad U.S. equity markets, but with a lower absolute volatility. Over the long term, the Fund seeks to achieve a return similar to that of the Russell 3000 Index, but with a lower level of volatility. However, given that the Fund's investment strategy focuses on absolute return and risk, the Fund's sector and market capitalization exposures will typically vary from the index and may cause significant performance deviations relative to the index over shorter-term periods. The Fund seeks

to achieve lower volatility by constructing a portfolio of securities that effectively weighs securities based on their total expected risk and return without regard to market capitalization and industry.

Allspring Global Investments, LLC and LSV Asset Management currently serve as Sub-Advisers to the SIMT U.S. Managed Volatility Fund. SIMC may, to a limited extent, directly manage a portion of the SIMT U.S. Managed Volatility Fund's assets.

SIT Emerging Markets Debt Fund: The SIT Emerging Markets Debt Fund seeks to maximize total return. Under normal circumstances, the Fund will invest at least 80% of its net assets (plus the amount of any borrowings for investment purposes) in fixed income securities of emerging market issuers. The Fund will invest in debt securities of government, government-related, supranational entities, and corporate issuers in emerging market countries, as well as debt securities of entities organized to restructure the outstanding debt of any such issuers. The Fund may obtain its exposures by investing directly (*e.g.*, in fixed income securities and other instruments) or indirectly/synthetically (*e.g.*, through the use of derivative instruments, principally futures contracts, forward contracts and swaps and structured securities, such as credit-linked and inflation-linked notes). The Fund may invest in swaps based on a single security or an index of securities, including interest rate swaps, credit default swaps, currency swaps and fully-funded total return swaps. Emerging market countries are those countries that: (i) are characterized as developing or emerging by any of the World Bank, the United Nations, the International Finance Corporation, or the European Bank for Reconstruction and Development; (ii) are included in an emerging markets index by a recognized index provider; or (iii) have similar developing or emerging characteristics as countries classified as emerging market countries pursuant to sub-paragraph (i) and (ii) above, in each case determined at the time of purchase.

The Fund uses a multi-manager approach, relying upon a number of sub-advisers (each, a Sub-Adviser and collectively, the Sub-Advisers) with differing investment philosophies to manage portions of the Fund's portfolio under the general supervision of SEI Investments Management Corporation (SIMC), the Fund's adviser. The Sub-Advisers will spread the Fund's holdings across a number of countries and industries to limit its exposure to any single emerging market economy and may not invest more than 25% of its assets in any single country. There are no restrictions on the Fund's average portfolio maturity or on the maturity of any specific security. There is no minimum rating standard for the Fund's securities, and the Fund's securities will generally be in the lower or lowest rating categories (including those below the fourth highest rating category by a Nationally Recognized Statistical Rating Organization (NRSRO), commonly referred to as junk bonds).

The Sub-Advisers may seek to enhance the Fund's return by actively managing the Fund's foreign currency exposure. In managing the Fund's currency exposure, the Sub-Advisers buy and sell currencies (*i.e.*, take long or short positions) using derivatives, principally futures, foreign currency forward contracts, options on foreign currencies and currency swaps. The Fund may take long and short positions in foreign currencies in excess of the value of the Fund's assets denominated in a particular currency or when the Fund does not own assets denominated in that currency. The Fund may also engage in currency transactions in an attempt to take advantage of certain inefficiencies in the currency exchange market, to increase its exposure to a foreign currency or to shift exposure to foreign currency fluctuations from one currency to another. In managing the Fund's currency exposure from foreign securities, the Sub-Advisers may buy and sell currencies for hedging or for speculative purposes.

The Fund may also invest in futures contracts, forward contracts and swaps for speculative or hedging purposes. Futures contracts, forward contracts and swaps are used to synthetically obtain exposure to the

securities identified above or baskets of such securities and to manage the Fund's interest rate duration and yield curve exposure. These derivatives are also used to mitigate the Fund's overall level of risk and/or the Fund's risk to particular types of securities, currencies or market segments. Interest rate swaps are further used to manage the Fund's yield spread sensitivity. When the Fund seeks to take an active long or short position with respect to the likelihood of an event of default of a security or basket of securities, the Fund may use credit default swaps. The Fund may buy credit default swaps in an attempt to manage credit risk where the Fund has credit exposure to an issuer and the Fund may sell credit default swaps to more efficiently gain credit exposure to such security or basket of securities.

The Fund may purchase shares of exchange-traded funds (ETFs) to gain exposure to a particular portion of the market while awaiting an opportunity to purchase securities or other instruments directly.

Colchester Global Investors Ltd, Grantham, Mayo, Van Otterloo & Co. LLC, Marathon Asset Management, L.P., Neuberger Berman Investment Advisers LLC and Ninety One UK Ltd. currently serve as Sub-Advisers to the SIT Emerging Markets Debt Fund.

SIT Emerging Markets Equity Fund: The SIT Emerging Markets Equity Fund seeks capital appreciation. Under normal circumstances, the Fund will invest at least 80% of its net assets (plus the amount of any borrowings for investment purposes) in equity securities of emerging market issuers. Equity securities include common stocks, preferred stock, warrants, participation notes and depositary receipts of all capitalization ranges. The Fund normally maintains investments in at least six emerging market countries, however, it may invest a substantial amount of its assets in issuers located in a single country or a limited number of countries. Due to the size of its economy relative to other emerging market countries, it is expected that China will generally constitute a significant exposure in the Fund. Emerging market countries are those countries that: (i) are characterized as developing or emerging by any of the World Bank, the United Nations, the International Finance Corporation, or the European Bank for Reconstruction and Development; (ii) are included in an emerging markets index by a recognized index provider; or (iii) have similar developing or emerging characteristics as countries classified as emerging market countries pursuant to sub-paragraph (i) and (ii) above, in each case determined at the time of purchase. Due to its investment strategy, the Fund may buy and sell securities and other instruments frequently.

The Fund uses a multi-manager approach, relying primarily upon a number of sub-advisers (each, a Sub-Adviser and collectively, the Sub-Advisers) with differing investment philosophies to manage portions of the Fund's portfolio under the general supervision of SEI Investments Management Corporation (SIMC), the Fund's adviser. Assets of the Fund not allocated to Sub-Advisers are managed directly by SIMC. SIMC and one or more Sub-Advisers may apply a quantitative investment style, which generally involves a systematic or rules-based approach to selecting investments based on specific measurable factors.

The Fund may invest in swaps based on a single security or an index of securities, futures contracts, forward contracts and options to synthetically obtain exposure to securities or baskets of securities or for hedging purposes, including seeking to manage the Fund's currency exposure to foreign securities and mitigate the Fund's overall risk. Swaps may be used to obtain exposure to different foreign equity markets.

The Fund may purchase futures contracts or shares of exchange-traded funds (ETFs) to gain exposure to a particular portion of the market while awaiting an opportunity to purchase securities or other instruments directly. The Fund may also invest a portion of its assets in securities of companies located in developed foreign countries.

Aikya Investment Management Limited, JOHCM (USA) Inc. and Robeco Institutional Asset Management US Inc. currently serve as Sub-Advisers to the SIT Emerging Markets Equity Fund. SIMC may, to a limited extent, directly manage a portion of the SIT Emerging Markets Equity Fund's assets.

SIT International Equity Fund: The SIT International Equity Fund seeks long-term capital appreciation. Under normal circumstances, the Fund will invest at least 80% of its net assets (plus the amount of any borrowings for investment purposes) in equity securities. Equity securities may include common stocks, preferred stocks, warrants, participation notes and depository receipts. The Fund will invest primarily in equity securities of issuers of all capitalization ranges that are located in at least three countries other than the U.S. It is expected that at least 40% of the Fund's assets will be invested outside the U.S. The Fund will invest primarily in companies located in developed countries, but may also invest in companies located in emerging markets. Generally, the Fund will invest less than 20% of its assets in emerging markets. Emerging market countries are those countries that: (i) are characterized as developing or emerging by any of the World Bank, the United Nations, the International Finance Corporation, or the European Bank for Reconstruction and Development; (ii) are included in an emerging markets index by a recognized index provider; or (iii) have similar developing or emerging characteristics as countries classified as emerging market countries pursuant to sub-paragraph (i) and (ii) above, in each case determined at the time of purchase. Due to its investment strategy, the Fund may buy and sell securities and other instruments frequently.

The Fund uses a multi-manager approach, relying upon a number of sub-advisers (each, a Sub-Adviser and collectively, the Sub-Advisers) with differing investment philosophies to manage portions of the Fund's portfolio under the general supervision of SEI Investments Management Corporation (SIMC), the Fund's adviser. One or more Sub-Advisers may apply a quantitative investment style, which generally involves a systematic or rules-based approach to selecting investments based on specific measurable factors.

The Fund may invest in futures contracts, forward contracts and options for hedging purposes, including seeking to manage the Fund's currency exposure to foreign securities and mitigate the Fund's overall risk.

The Fund may purchase futures contracts or shares of exchange-traded funds (ETFs) to gain exposure to a particular portion of the market while awaiting an opportunity to purchase securities or other instruments directly.

Acadian Asset Management LLC, Causeway Capital Management LLC, Delaware Investments Fund Advisers, a series of Macquarie Asset Management Business Trust, Lazard Asset Management LLC, Pzena Investment Management, LLC and WCM Investment Management currently serve as Sub-Advisers to the SIT International Equity Fund.

SIT International Fixed Income Fund: The SIT International Fixed Income Fund seeks capital appreciation and current income. Under normal circumstances, the Fund will invest at least 80% of its net assets (plus the amount of any borrowings for investment purposes) in fixed income securities. The Fund will invest primarily in investment grade foreign government and corporate fixed income securities, as well as foreign mortgage-backed and/or asset-backed fixed income securities, of issuers located in at least three countries other than the U.S. (including, to a lesser extent, emerging market countries). It is expected that at least 40% of the Fund's assets will be invested in non-U.S. securities. Other fixed income securities in which the Fund may invest include: (i) securities issued or guaranteed by the U.S. Government and its agencies and instrumentalities and obligations of U.S. commercial banks, such as certificates of deposit, time deposits, bankers' acceptances and bank notes; (ii) U.S. corporate debt securities and mortgage-backed and asset-backed securities; and (iii) obligations of supranational entities.

The Fund uses a multi-manager approach, relying upon a number of sub-advisers (each, a Sub-Adviser and collectively, the Sub-Advisers) with differing investment philosophies to manage portions of the Fund's portfolio under the general supervision of SEI Investments Management Corporation (SIMC), the Fund's adviser. In selecting investments for the Fund, the Sub-Advisers choose securities issued by corporations and governments located in various countries, looking for opportunities to achieve capital appreciation and gain, as well as current income. There are no restrictions on the Fund's average portfolio maturity or on the maturity of any specific security.

The Sub-Advisers may seek to enhance the Fund's return by actively managing the Fund's foreign currency exposure. In managing the Fund's currency exposure, the Sub-Advisers buy and sell currencies (*i.e.*, take long or short positions) using derivatives, principally futures, foreign currency forward contracts and currency swaps. The Fund may take long and short positions in foreign currencies in excess of the value of the Fund's assets denominated in a particular currency or when the Fund does not own assets denominated in that currency. The Fund may also engage in currency transactions in an attempt to take advantage of certain inefficiencies in the currency exchange market, to increase its exposure to a foreign currency or to shift exposure to foreign currency fluctuations from one currency to another. In managing the Fund's currency exposure from foreign securities, the Sub-Advisers may buy and sell currencies for hedging or for speculative purposes.

The Fund may also invest in futures contracts, forward contracts and swaps for speculative or hedging purposes. Futures contracts, forward contracts and swaps are used to synthetically obtain exposure to the securities identified above or baskets of such securities and to manage the Fund's interest rate duration and yield curve exposure. These derivatives are also used to mitigate the Fund's overall level of risk and/or the Fund's risk to particular types of securities, currencies or market segments. Interest rate swaps are further used to manage the Fund's yield spread sensitivity. When the Fund seeks to take an active long or short position with respect to the likelihood of an event of default of a security or basket of securities, the Fund may use credit default swaps. The Fund may buy credit default swaps in an attempt to manage credit risk where the Fund has credit exposure to an issuer and the Fund may sell credit default swaps to more efficiently gain credit exposure to such security or basket of securities.

The Fund will also invest in securities rated below investment grade (junk bonds). However, in general, the Fund will purchase bonds with a rating of CCC or above. The Fund also invests a portion of its assets in bank loans, which are generally non-investment grade floating rate instruments. The Fund may invest in bank loans in the form of participations in the loans or assignments of all or a portion of the loans from third parties.

The Fund may purchase shares of exchange-traded funds (ETFs) to gain exposure to a particular portion of the market while awaiting an opportunity to purchase securities or other instruments directly.

Colchester Global Investors Ltd, RBC Global Asset Management (UK) Limited and Wellington Management Company LLP currently serve as Sub-Advisers to the SIT International Fixed Income Fund.

SEI Enhanced U.S. Large Cap Quality Factor ETF: The SEI Enhanced U.S. Large Cap Quality Factor ETF seeks long-term capital appreciation. The Fund is managed by SEI Investments Management Corporation (SIMC) in accordance with the strategies described below. Under normal circumstances, the Fund will invest at least 80% of its net assets (plus the amount of any borrowings for investment purposes) in equity and equity-related securities (such as convertible bonds, convertible preferred stock, depositary receipts, warrants and rights) issued by large U.S. companies.

The Fund seeks to provide long-term capital appreciation by investing primarily in U.S. common stocks with superior quality, as determined by SIMC. Quality investing is a long-term buy and hold strategy that is based on acquiring stocks with superior and stable profitability, often exhibiting high barriers of entry. SIMC uses a quantitative-based, active stock selection investment strategy combined with portfolio optimization to construct the Fund's portfolio. SIMC's quantitative model evaluates all of the securities in the investment universe of U.S. large-capitalization stocks based on various quality, profitability and risk factors, which may include various sales-based profitability ratios such as profit margins, and investment-based metrics, such as return on assets. SIMC may also evaluate balance sheet quality (such as leverage) and accounting quality (such as accruals). The optimization process seeks to build a portfolio with high primary exposure to equity securities of superior quality, while concurrently managing secondary exposures to other factors, including momentum, value and low volatility, in tandem with certain investment restrictions.

SEI Enhanced U.S. Large Cap Momentum Factor ETF: The SEI Enhanced U.S. Large Cap Momentum Factor ETF seeks long-term capital appreciation. The Fund is managed by SEI Investments Management Corporation (SIMC) in accordance with the strategies described below. Under normal circumstances, the Fund will invest at least 80% of its net assets (plus the amount of any borrowings for investment purposes) in equity and equity-related securities (such as convertible bonds, convertible preferred stock, depositary receipts, warrants and rights) issued by large U.S. companies.

The Fund seeks to provide long-term capital appreciation by investing primarily in U.S. common stocks exhibiting relatively strong recent performance (also known as momentum) as determined by SIMC. Momentum investing is a trend-following investment strategy that is based on acquiring assets with recent improvement in their price, earnings or other relevant fundamentals. SIMC uses a quantitative-based, active stock selection investment strategy combined with portfolio optimization to construct the Fund's portfolio. SIMC's quantitative model and rules-based screening process evaluates all of the securities in the investment universe of U.S. large-capitalization stocks based on various factors, which may include share price performance over various time periods, earnings and profitability trends, unanticipated financial results, and changes to analyst outlooks. The optimization process seeks to build a portfolio with high primary exposure to equity securities of superior momentum, while concurrently managing secondary exposures to other factors, including value, quality and low volatility, in tandem with certain investment restrictions.

SEI Enhanced U.S. Large Cap Value Factor ETF: The SEI Enhanced U.S. Large Cap Value Factor ETF seeks long-term capital appreciation. The Fund is managed by SEI Investments Management Corporation (SIMC) in accordance with the strategies described below. Under normal circumstances, the Fund will invest at least 80% of its net assets (plus the amount of any borrowings for investment purposes) in equity and equity-related securities (such as convertible bonds, convertible preferred stock, depositary receipts, warrants and rights) issued by large U.S. companies.

The Fund seeks to provide long-term capital appreciation by investing primarily in U.S. common stocks with lower prices relative to fundamental valuation characteristics, as determined by SIMC. Value investing is an investment strategy that seeks to acquire securities that are underpriced compared to market and sector averages, with the expectation that the price of such securities or the earnings from such securities will, over time, revert to such securities' average valuations. SIMC uses a quantitative-based, active stock selection investment strategy to construct the Fund's portfolio. SIMC's quantitative model and rules-based screening process evaluates all of the securities in the investment universe of U.S. large-capitalization stocks based on various factors, which may include earnings, cash flow, sales, and asset-based valuation characteristics, such as price-to-earnings ratio or price-to-cash flows. The optimization process seeks to build a portfolio with high

primary exposure to equity securities of superior value, while concurrently managing secondary exposures to other factors, including momentum, quality and low volatility, in tandem with certain investment restrictions.

SEI Enhanced Low Volatility U.S. Large Cap ETF: The SEI Enhanced Low Volatility U.S. Large Cap ETF seeks long-term capital appreciation with lower volatility relative to the broad U.S. large cap equity market. The Fund is managed by SEI Investments Management Corporation (SIMC) in accordance with the strategies described below. Under normal circumstances, the Fund will invest at least 80% of its net assets (plus the amount of any borrowings for investment purposes) in equity and equity-related securities (such as convertible bonds, convertible preferred stock, depositary receipts, warrants and rights) issued by large U.S. companies.

The Fund seeks to provide long-term capital appreciation by investing primarily in U.S. common stocks, while aiming to experience lower volatility compared to the broad U.S. large cap equity market. SIMC uses a quantitative-based, active stock selection investment process to construct the Fund's portfolio, utilizing a combination of factor scoring model, risk model and optimization. The factor scoring model evaluates all of the securities in the investment universe of U.S. large-capitalization stocks based on measures of Value, Momentum, Quality and Low Volatility factor families. The risk model predicts common factor and stock specific risks. The optimization process constructs a portfolio based on the desired exposure to certain factor characteristics and certain other investment restrictions, as weighed against the objective to achieve lower volatility than the broad U.S. large cap equity market.

SEI Select Small Cap ETF: The SEI Select Small Cap ETF seeks capital appreciation. Under normal circumstances, the SEI Select Small Cap ETF (the Fund) will invest at least 80% of its net assets (plus the amount of any borrowings for investment purposes) in equity securities of small companies. For purposes of this Fund, a small company is a company with a market capitalization in the range of companies in the Russell 2000 Index (between \$17 million and \$10.8 billion as of June 30, 2024) (the "Index"), as determined at the time of purchase. The market capitalization range and the composition of the Index are subject to change, and the Fund is not limited to investing only in companies within the Index. The Fund may also invest in securities of mid capitalization companies, which will not be considered "small companies" to the text they fall outside the market capitalization range of the Index for purposes of the Fund's 80% policy.

The Fund will utilize an integrated management approach where SEI Investments Management Corporation (SIMC or the Adviser) will combine its own proprietary quantitative-based, active stock portfolio, with model portfolios from one or more Sub-Advisers to construct the Fund's portfolio.

SIMC's quantitative model evaluates all of the securities in the investment universe of small capitalization issuers based on certain characteristics (Factors) that are determined by the Adviser, such as Value, Momentum, Quality and Low Volatility. The Adviser uses its own judgment and model-based systems to assess which Factors to use and to determine what portion of the Fund's assets should be invested in each security identified. However, based on perceived market opportunities, the Adviser may reallocate the Fund's assets to tilt in favor of one or more Factors. The Adviser may add, remove or modify certain Factors in its model based on investment research or in response to changes in market conditions.

SIMC will select Sub-Advisers who on an ongoing basis provide a model portfolio composed of the Sub-Adviser's recommendations as to the securities to be purchased, sold or retained by the Fund (the "Sub-Adviser's securities list"). Taking into account the investment objective of the Fund, SIMC may incorporate the recommendations contained in the Sub-Adviser's securities list, in whole or in part, when it trades securities within the Fund in the aggregate. Securities recommended or suggested for purchase within the Sub-Adviser's securities list are assessed by SIMC and considered alongside securities identified by SIMC for

purchase or sale in the Fund. SIMC will determine the constituents and weightings of securities held by the Fund and the securities held within the Fund may not have the same weightings of securities as those contained within the Sub-Adviser's securities list as SIMC may choose, whether substantially or entirely to disregard the Sub-Adviser's securities list when implementing trades in aggregate within the Fund. The Adviser may adjust the securities in the Fund to implement its forward-looking views regarding various portfolio characteristics, or for risk management purposes.

Easterly Investment Partners LLC, Geneva Capital Management LLC and Jackson Creek Investment Advisers LLC currently serve as Sub-Advisers to the SEI Select Small Cap ETF. Assets of the SEI Select Small Cap ETF not allocated to Sub-Advisers are managed directly by SIMC.

SEI Select International Equity ETF: The SEI Select International Equity ETF seeks long-term capital appreciation. Under normal circumstances, the SEI Select International Equity ETF (the Fund) will invest at least 80% of its net assets (plus the amount of any borrowings for investment purposes) in equity securities.

Equity securities may include common stocks, participation notes and depositary receipts. The Fund will invest primarily in equity securities of issuers of all capitalization ranges that are located in at least three countries other than the U.S. It is expected that at least 40% of the Fund's assets will be invested outside the U.S. The Fund will invest primarily in companies located in developed countries, but may also invest in companies located in emerging markets.

The Fund will utilize an integrated management approach where SEI Investments Management Corporation (SIMC or the Adviser) will combine its own proprietary quantitative-based, active stock portfolio, with model portfolios from one or more Sub-Advisers to construct the Fund's portfolio.

SIMC's quantitative model evaluates all of the securities in the investment universe of international issuers based on certain characteristics (Factors) that are determined by the Adviser, such as Value, Momentum, Quality and Low Volatility. The Adviser uses its own judgment and model-based systems to assess which Factors to use and to determine what portion of the Fund's assets should be invested in each security identified. However, based on perceived market opportunities, the Adviser may reallocate the Fund's assets to tilt in favor of one or more Factors. The Adviser may add, remove or modify certain Factors in its model based on investment research or in response to changes in market conditions.

SIMC will select Sub-Advisers who on an ongoing basis provide a model portfolio composed of the Sub-Adviser's recommendations as to the securities to be purchased, sold or retained by the Fund (the "Sub-Adviser's securities list"). Taking into account the investment objective of the Fund, SIMC may incorporate the recommendations contained in the Sub-Adviser's securities list, in whole or in part, when it trades securities within the Fund in the aggregate. Securities recommended or suggested for purchase within the Sub-Adviser's securities list are assessed by SIMC and considered alongside securities identified by SIMC for purchase or sale in the Fund. SIMC will determine the constituents and weightings of securities held by the Fund and the securities held within the Fund may not have the same weightings of securities as those contained within the Sub-Adviser's securities list as SIMC may choose, whether substantially or entirely to disregard the Sub-Adviser's securities list when implementing trades in aggregate within the Fund. The Adviser may adjust the securities in the Fund to implement its forward-looking views regarding various portfolio characteristics, or for risk management purposes.

Lazard Asset Management LLC currently serves as Sub-Adviser to the SEI Select International Equity ETF. Assets of the SEI Select International Equity ETF not allocated to Sub-Advisers are managed directly by SIMC.

SEI Select Emerging Markets Equity ETF: The SEI Select Emerging Markets Equity ETF seeks long-term capital appreciation. Under normal circumstances, the SEI Select Emerging Markets Equity ETF (the Fund) will invest at least 80% of its net assets (plus the amount of any borrowings for investment purposes) in equity securities of emerging market issuers.

Equity securities include common stocks, participation notes and depositary receipts of all capitalization ranges. The Fund normally maintains investments in at least six emerging market countries, however, it may invest a substantial amount of its assets in issuers located in a single country or a limited number of countries. Due to the size of its economy relative to other emerging market countries, it is expected that China will generally constitute a significant exposure in the Fund. Emerging market countries are those countries that are: (i) characterized as developing or emerging by any of the World Bank, the United Nations, the International Finance Corporation, or the European Bank for Reconstruction and Development; (ii) included in an emerging markets index by a recognized index provider; or (iii) countries with similar developing frontier or emerging characteristics as countries classified as emerging market countries pursuant to sub-paragraph (i) and (ii) above, in each case determined at the time of purchase.

The Fund will utilize an integrated management approach where SEI Investments Management Corporation (SIMC or the Adviser) will combine its own proprietary quantitative-based, active stock portfolio, with model portfolios from one or more Sub-Advisers to construct the Fund's portfolio.

SIMC's quantitative model evaluates all of the securities in the investment universe of emerging market issuers based on certain characteristics (Factors) that are determined by the Adviser, such as Value, Momentum, Quality and Low Volatility. The Adviser uses its own judgment and model-based systems to assess which Factors to use and to determine what portion of the Fund's assets should be invested in each security identified. However, based on perceived market opportunities, the Adviser may reallocate the Fund's assets to tilt in favor of one or more Factors. The Adviser may add, remove or modify certain Factors in its model based on investment research or in response to changes in market conditions.

SIMC will select Sub-Advisers who on an ongoing basis provide a model portfolio composed of the Sub-Adviser's recommendations as to the securities to be purchased, sold or retained by the Fund (the "Sub-Adviser's securities list"). Taking into account the investment objective of the Fund, SIMC may incorporate the recommendations contained in the Sub-Adviser's securities list, in whole or in part, when it trades securities within the Fund in the aggregate. Securities recommended or suggested for purchase within the Sub-Adviser's securities list are assessed by SIMC and considered alongside securities identified by SIMC for purchase or sale in the Fund. SIMC will determine the constituents and weightings of securities held by the Fund and the securities held within the Fund may not have the same weightings of securities as those contained within the Sub-Adviser's securities list as SIMC may choose, whether substantially or entirely to disregard the Sub-Adviser's securities list when implementing trades in aggregate within the Fund. The Adviser may adjust the securities in the Fund to implement its forward-looking views regarding various portfolio characteristics, or for risk management purposes.

Aikya Investment Management Ltd., JOHCM (USA) Inc. and Robeco Institutional Asset Management US Inc. currently serve as Sub-Advisers to the SEI Select Emerging Markets Equity ETF. Assets of the SEI Select Emerging Markets Equity ETF not allocated to Sub-Advisers are managed directly by SIMC.

MORE INFORMATION ABOUT RISKS

Risk Information Common to the Funds

Investing in the Funds involves risk, and there is no guarantee that a Fund will achieve its investment goal. SIMC's judgments about the markets or the economy and its decisions about investing in Underlying SEI Funds or, if applicable, other investments, may not anticipate actual market movements, economic conditions or company performance, and these judgments may affect the return on your investment. You could lose money on your investment in a Fund, just as you could with other investments. An investment in a Fund is not a bank deposit and is not insured or guaranteed by the Federal Deposit Insurance Corporation or any other government agency.

The value of your investment in a Fund is based on the market prices of the Underlying SEI Funds and other investment vehicles held by the Fund (together, the Underlying SEI Funds), as well as the market prices of securities held by the Underlying SEI Funds and, if applicable, the Fund's direct investments. These prices change daily due to economic and other events that affect particular companies and other issuers. These price movements, sometimes called volatility, may be greater or lesser depending on the types of securities a Fund or an Underlying SEI Fund owns and the markets in which those securities trade. The effect on a Fund or an Underlying SEI Fund of a change in the value of a single security will depend on how widely the Fund or the Underlying SEI Fund diversifies its holdings.

The Funds and Underlying SEI Funds may apply any of a variety of investment strategies and may invest in a broad range of asset classes, securities and other investments to attempt to achieve their designated investment goals. The principal risks of using such investment strategies and making investments in such asset classes, securities and other investments are set forth below. These risks are principal risks and should not be considered the complete universe of possible risks associated with an investment in the Funds. Because an Underlying SEI Fund's use of an investment strategy or investment in an asset class, security or other investment is subject to the same or similar risks as a Fund's use of such strategy or investment in such asset class, security or other investment, the term "the Fund" or "a Fund" in the paragraphs below collectively refers to both a Fund and each Underlying SEI Fund, as applicable.

Investing in issuers located in foreign countries poses distinct risks because political and economic events unique to a country or region will affect those markets and their issuers. These events will not necessarily affect the U.S. economy or similar issuers located in the U.S. In addition, investments in foreign countries are generally denominated in a foreign currency. As a result, changes in the value of those currencies compared to the U.S. dollar may affect (positively or negatively) the value of a Fund's investments. These currency movements may happen in response to events that do not otherwise affect the value of the security in the issuer's home country. These various risks will be even greater for investments in emerging market countries, where political turmoil and rapid changes in economic conditions are more likely to occur.

The following descriptions provide additional information about some of the risks associated with investments in the Funds:

Credit — Credit risk is the risk that a Fund could lose money if the issuer or guarantor of a portfolio security or a counterparty to a contract fails to make timely payment or otherwise honor its obligations. An actual or perceived decline in the credit quality of a security or other investment, an issuer of a security, or a provider of credit support or a maturity-shortening structure for a security can cause the price of such security or other investment to decrease. The Fund can lose money as a result.

Currency — The Funds, as a result of certain Underlying SEI Funds' investments in securities or other investments denominated in, and/or receiving revenues in, foreign currencies, will be subject to currency risk. Currency risk is the risk that foreign currencies will decline in value relative to the U.S. dollar or, in the case of hedging positions, that the U.S. dollar will decline in value relative to the currency hedged. In either event, the dollar value of an investment in an Underlying SEI Fund or the Funds would be adversely affected. Currency exchange rates may fluctuate in response to, among other things, changes in interest rates, intervention (or failure to intervene) by U.S. or foreign governments, central banks or supranational entities or by the imposition of currency controls or other political developments in the United States or abroad.

Exchange-Traded Products (ETPs) — The Funds may directly purchase shares of or interests in ETPs. The risks of owning interests of an ETP, such as an ETF or exchange-traded commodity pool, generally reflect the same risks as owning the underlying securities or other instruments that the ETP is designed to track. The shares of certain ETPs may trade at a premium or discount to their intrinsic value (*i.e.*, the market value may differ from the net asset value (NAV) of an ETP's shares). For example, supply and demand for shares of an ETF or market disruptions may cause the market price of the ETF to deviate from the value of the ETF's investments, which may be emphasized in less liquid markets. By investing in an ETP, a Fund indirectly bears the proportionate share of any fees and expenses of the ETP in addition to the fees and expenses that the Fund and its shareholders directly bear in connection with the Fund's operations. Because certain ETPs may have a significant portion of their assets exposed directly or indirectly to commodities or commodity-linked securities, developments affecting commodities may have a disproportionate impact on such ETPs and may subject the ETPs to greater volatility than investments in traditional securities.

Interest Rate — The risk that a change in interest rates will cause a fall in the value of fixed income securities, including U.S. Government securities, in which an Underlying SEI Fund invests. In a low interest rate environment, the risk of a decline in value of an Underlying SEI Fund's portfolio securities associated with rising rates are heightened because there may be a greater likelihood of rates increasing, potentially rapidly. In a declining interest rate environment, an Underlying SEI Fund generally will be required to invest available cash in instruments with lower interest rates than those of the current portfolio securities. Although U.S. Government securities are considered to be among the safest investments, they are not guaranteed against price movements due to changing interest rates. Obligations issued by some U.S. Government agencies are backed by the U.S. Treasury, whereas others are backed solely by the ability of the agency to borrow from the U.S. Treasury or by the agency's own resources. Changes in the value of an Underlying SEI Fund will correspondingly affect the value of the applicable Fund.

Investment Company — The Defensive Strategy, Conservative Strategy, Moderate Strategy, Aggressive Strategy, Core Market Strategy and Market Growth Strategy Funds may directly invest in investment companies in addition to their investments in the Underlying SEI Funds. When a Fund invests in an investment company, it will bear a pro rata portion of the investment company's expenses in addition to directly bearing the expenses associated with its own operations. Such expenses may make owning shares of an investment company more costly than owning the underlying securities directly. In part because of these additional expenses, the performance of an investment company may differ from the performance the Fund would achieve if it invested directly in the underlying investments of the investment company. In addition, while the risks of owning shares of an investment company generally reflect the risks of owning the underlying investments of the investment company, the Fund may be subject to additional or different risks than if the Fund had invested directly in the underlying investments.

Leverage — Due to their investments in derivatives and financial commitment transactions, the Defensive Strategy, Conservative Strategy, Moderate Strategy, Aggressive Strategy, Core Market Strategy and Market Growth Strategy Funds are subject to leverage risk. The use of leverage can amplify the effects of market volatility on a Fund's share price and make the Fund's returns more volatile. This is because leverage tends to exaggerate the effect of any increase or decrease in the value of a Fund's portfolio securities. Rule 18f-4 under the 1940 Act requires, among other things, that a Fund either use derivatives in a limited manner or comply with an outer limit on fund leverage risk based on one of two value-at-risk (VaR) tests. The use of leverage may also cause a Fund to liquidate portfolio positions when it would not be advantageous to do so in order to satisfy its obligations or to meet the applicable requirements of the 1940 Act and the rules thereunder. The Funds' use of leverage may result in a heightened risk of investment loss.

Liquidity — Due to their direct investments in derivatives, the Defensive Strategy, Conservative Strategy, Moderate Strategy, Aggressive Strategy, Core Market Strategy and Market Growth Strategy Funds are subject to liquidity risk. Liquidity risk exists when particular investments are difficult to purchase or sell. The market for certain investments may become illiquid due to specific adverse changes in the condition of a particular issuer or under adverse market or economic conditions independent of the issuer. A Fund's investments in illiquid securities may reduce the returns of the Fund because it may be unable to sell the illiquid securities at an advantageous time or price. Further, transactions in illiquid securities may entail transaction costs that are higher than those for transactions in liquid securities.

Strategy — Each of the Defensive Strategy Allocation, Conservative Strategy Allocation, Moderate Strategy Allocation, Core Market Strategy Allocation and Market Growth Strategy Allocation Funds is intended to be used only as a component of a broader GoalLink strategy employed by SIMC and is not designed as a stand-alone investment. The overall investment risk to a shareholder of these Funds is significantly different when not combined with recommended investments in SEI funds that invest primarily in municipal bonds.

Taxation — Each of the Defensive Strategy Allocation, Conservative Strategy Allocation, Moderate Strategy Allocation, Core Market Strategy Allocation, Tax-Managed Aggressive Strategy and Market Growth Strategy Allocation Funds (collectively, the "Tax-Managed Funds") is managed to minimize tax consequences to investors, but is likely to earn taxable income and gains from time to time. There is no guarantee that a Tax-Managed Fund will be able to operate without incurring taxable income and gains for shareholders. For example, under certain market conditions, a Tax-Managed Fund could exhaust its tax loss carryforwards (to the extent available) and be forced to recognize taxable income and gains in connection with the sale of portfolio securities. Because each Tax-Managed Fund intends to annually distribute substantially all its income and gains to shareholders in order to avoid incurring corporate and excise taxes, it may be required to make distributions to shareholders that subject shareholders to federal, state and local taxes. Failure to distribute such income and gains would have negative tax consequences to the Fund and its shareholders that likely would outweigh the tax consequences associated with the Fund's distribution of income and gains.

The following descriptions provide additional information about some of the risks associated with the Funds' investments in certain of the Underlying SEI Funds.

Asset-Backed Securities — Asset-backed securities are securities that are backed primarily by the cash flows of a discrete pool of fixed or revolving receivables or other financial assets that by their terms convert into cash within a finite time period. Asset-backed securities include mortgage-backed securities, but the term is more commonly used to refer to securities supported by non-mortgage assets, such as auto loans, motor vehicle leases, student loans, credit card receivables, floorplan receivables, equipment leases and peer-to-peer loans. The assets are removed from any potential bankruptcy estate of an operating company through the true sale

of the assets to an issuer that is a special purpose entity, and the issuer obtains a perfected security interest in the assets. Payments of principal of and interest on asset-backed securities rely entirely on the performance of the underlying assets. Asset-backed securities are generally not insured or guaranteed by the related sponsor or any other entity and therefore, if the assets or sources of funds available to the issuer are insufficient to pay those securities, the applicable Underlying SEI Funds will incur losses. In addition, asset-backed securities entail prepayment risk that may vary depending on the type of asset, but is generally less than the prepayment risk associated with mortgage-backed securities. Additional risks related to collateralized debt obligations (CDOs), collateralized loan obligations (CLOs) and mortgage-backed securities are described below.

Losses may be greater for asset-backed securities that are issued as “pass-through certificates” rather than as debt securities because those types of certificates only represent a beneficial ownership interest in the related assets and their payment is based primarily on collections actually received. For asset-backed securities as a whole, if a securitization issuer defaults on its payment obligations due to losses or shortfalls on the assets held by the issuer, a sale or liquidation of the assets may not be sufficient to support payments on the securities and an Underlying SEI Fund, as a security holder, may suffer a loss.

There is a limited secondary market for asset-backed securities. Consequently, it may be difficult for the Underlying SEI Funds to sell or realize profits on those securities at favorable times or for favorable prices.

Bank Loans — Bank loans are fixed and floating rate loans arranged through private negotiations between a company or a non-U.S. government and one or more financial institutions (lenders). Many of the risks associated with bank loans are similar to the risks of investing in below investment grade debt securities. Bank loans may be adversely affected by changes in market or economic conditions and may default or enter bankruptcy. Bank loans made in connection with highly leveraged transactions, including operating loans, leveraged buyout loans, leveraged capitalization loans and other types of acquisition financing, are subject to greater credit risks than other types of bank loans. In addition, it may be difficult to obtain reliable information about and value any bank loan.

In connection with purchasing participations, an Underlying SEI Fund generally will have no right to enforce compliance by the borrower with the terms of the loan agreement relating to the loan nor any rights of set-off against the borrower, and the Underlying SEI Fund may not benefit directly from any collateral supporting the loan in which it has purchased the participation. As a result, an Underlying SEI Fund will assume the credit risk of both the borrower and the lender that is selling the participation. When an Underlying SEI Fund purchases assignments from lenders, the Underlying SEI Fund will acquire direct rights against the borrower on the loan. An Underlying SEI Fund may have difficulty disposing of bank loans because, in certain cases, the market for such instruments is not highly liquid. The lack of a highly liquid secondary market may have an adverse impact on the value of such instruments and on an Underlying SEI Fund’s ability to dispose of the bank loan in response to a specific economic event, such as deterioration in the creditworthiness of the borrower, but there is no guarantee that an investment in these securities will result in a high rate of return.

Below Investment Grade Fixed Income Securities (Junk Bonds) — Below investment grade fixed income securities (commonly referred to as junk bonds) involve greater risk of default or downgrade and are generally more volatile than investment grade securities. Junk bonds involve greater risk of price declines than investment grade securities due to actual or perceived changes in an issuer’s creditworthiness. In addition, issuers of junk bonds may be more susceptible than other issuers to economic downturns. Junk bonds are subject to the risk that the issuer may be unable to pay interest or dividends and ultimately may be unable to repay principal upon maturity. Discontinuation of these payments could substantially adversely affect the market value of

the security. The volatility of junk bonds, particularly those issued by foreign governments, is even greater because the prospect for repayment of principal and interest of many of these securities is speculative. Some may even be in default. As an incentive to invest, these risky securities tend to offer higher returns, but there is no guarantee that an investment in these securities will result in a high rate of return.

Call Risk — Issuers of callable bonds may call (redeem) securities with higher coupons or interest rates before their maturity dates. An Underlying SEI Fund may be forced to reinvest the unanticipated proceeds at lower interest rates, resulting in a decline in the Underlying SEI Fund's income. Bonds may be called due to falling interest rates or non-economical circumstances.

Collateralized Debt Obligations and Collateralized Loan Obligations — CDO and CLO securities are non-recourse obligations of their issuer payable solely from the related underlying collateral or its proceeds. Therefore, as a holder of CDOs and CLOs, an Underlying SEI Fund must rely only on distributions on the underlying collateral or related proceeds for payment. If distributions on the underlying collateral are insufficient to make payments on the CDO or CLO securities, no other assets will be available for payment of the deficiency. As a result, the amount and timing of interest and principal payments in respect of CDO and CLO securities will depend on the performance and characteristics of the related underlying collateral.

Recent legislation, such as the Dodd-Frank Wall Street Reform and Consumer Protection Act (Dodd-Frank Act), together with uncertainty about the nature and timing of regulations that will be promulgated to implement such legislation, may continue to create uncertainty in the credit and other financial markets. Given that all applicable final implementing rules and regulations have not yet been published or are not yet in effect, the potential impact of these actions on CDOs and CLOs that may be owned by the Underlying SEI Funds is unknown. If existing transactions are not exempted from the new rules or regulations, compliance with those rules and regulations could impose significant costs on the issuers of CDOs and CLOs and ultimately adversely impact the holders (including the Underlying SEI Funds) of those types of securities.

Commodity Investments and Derivatives — Certain of the Underlying SEI Funds may be subject to the risks of investing in commodity investments and derivatives. Exposure to commodities markets may subject these Underlying SEI Funds to greater volatility than investments in traditional securities. The commodities markets have, in the past, experienced periods of extreme volatility. Similar future market conditions may result in rapid and substantial valuation increases or decreases in these Underlying SEI Funds' holdings. The commodities markets may fluctuate widely based on a variety of factors. Movements in commodity investment prices are outside of an Underlying SEI Fund's control and may not be anticipated by the Underlying SEI Fund's management. Price movements may be influenced by, among other things: governmental, agricultural, trade, fiscal, monetary and exchange control programs and policies; changing market and economic conditions; market liquidity; weather and climate conditions, including droughts and floods; livestock disease; changing supply and demand relationships and levels of domestic production and imported commodities; changes in storage costs; the availability of local, intrastate and interstate transportation systems; energy conservation; the success of exploration projects; changes in international balances of payments and trade; domestic and foreign rates of inflation; currency devaluations and revaluations; domestic and foreign political and economic events; domestic and foreign interest rates and/or investor expectations concerning interest rates; foreign currency/exchange rates; domestic and foreign governmental regulation and taxation; war; global health events such as pandemic and endemics, acts of terrorism and other political upheaval and conflicts; governmental expropriation; investment and trading activities of mutual funds, hedge funds and commodities funds; changes in philosophies; and the emotions of market participants. The frequency and magnitude of such changes cannot be predicted.

The prices of commodities can also fluctuate widely due to supply and demand disruptions in major producing or consuming regions. Certain commodities or natural resources may be produced in a limited number of countries and may be controlled by a small number of producers or groups of producers. As a result, political, economic and supply-related events in such countries could have a disproportionate impact on the prices of such commodities. A sustained decline in demand for such commodities could also adversely affect the financial performance of commodity-related companies. Factors that could lead to a decline in demand include economic recession or other adverse economic conditions, higher taxes on commodities or increased governmental regulations, increases in fuel economy, consumer shifts to the use of alternative commodities or fuel sources, changes in commodity prices, or weather.

The commodity markets are subject to temporary distortions and other disruptions due to, among other factors, lack of liquidity, the participation of speculators, and government regulation and other actions. U.S. futures exchanges and some foreign exchanges limit the amount of fluctuation in futures contract prices that may occur in a single business day. If the limit price has been reached in a particular contract, no trades may be made beyond the limit price. Limit prices have the effect of precluding trading in a particular contract or forcing the liquidation of contracts at disadvantageous times or prices.

The value of a commodity-linked derivative investment is typically based upon the price movements of a commodity, a commodity futures contract or commodity index, or some other readily measurable economic variable. Commodity-linked derivatives provide exposure to the investment returns of commodities that trade in the commodities markets without investing directly in physical commodities. The value of commodity-linked derivative instruments may be affected by changes in overall market movements, volatility of the underlying benchmark, changes in interest rates, or factors affecting a particular industry or commodity, such as drought, floods, weather, livestock disease, embargoes, tariffs, and international economic, political and regulatory developments. The value of commodity-linked derivatives will rise or fall in response to changes in the underlying commodity or related index. Investments in commodity-linked derivatives may be subject to greater volatility than non-derivative based investments. A highly liquid secondary market may not exist for certain commodity-linked derivatives, and there can be no assurance that such a market will develop.

Commodity-linked derivatives may also be subject to credit and interest rate risks that, in general, affect the values of fixed income securities. Therefore, at maturity, an Underlying SEI Fund may receive more or less principal than it originally invested. An Underlying SEI Fund might receive interest payments that are more or less than the stated coupon interest payments. Certain types of commodity-linked derivatives (such as swaps, including total return swaps and commodity-linked notes) are subject to the risk that the counterparty to the instrument will not perform or will be unable to perform in accordance with the terms of the instrument.

In connection with an Underlying SEI Fund's direct and indirect investments in commodity-linked derivatives, the Underlying SEI Fund will attempt to manage its counterparty exposure so as to limit its exposure to any one counterparty. However, due to the limited number of entities that may serve as counterparties (and that an Underlying SEI Fund believes to be creditworthy) at any one time, the Underlying SEI Fund may enter into swap agreements with a limited number of counterparties and may invest in commodity-linked notes issued by a limited number of issuers that will act as counterparties. This may increase an Underlying SEI Fund's exposure to counterparty credit risk. There can be no assurance that an Underlying SEI Fund will be able to limit exposure to any one counterparty at all times.

An Underlying SEI Fund's investments in commodity-linked notes involve substantial risk, including the risk of loss of a significant portion of a commodity-linked note's principal value. In addition to commodity risk and

general derivatives risk, commodity-linked notes may be subject to additional special risks, such as risk of loss of interest and principal, lack of a secondary market, and risk of greater volatility, that do not affect traditional equity and debt securities. If payment of interest on a commodity-linked note is linked to the value of a particular commodity, commodity index or other economic variable, an Underlying SEI Fund might not receive all (or a portion) of the interest due on its investment if there is a loss of value of the underlying investment. To the extent that the amount of the principal to be repaid upon maturity is linked to the value of a particular commodity, commodity index or other economic variable, an Underlying SEI Fund might not receive all or a portion of the principal at maturity of the investment. At any time, the risk of loss associated with a particular note in an Underlying SEI Fund's portfolio may be significantly higher than the value of the note.

A liquid secondary market may not exist for the commodity-linked notes that an Underlying SEI Fund buys, which may make it difficult for the Underlying SEI Fund to sell them at an acceptable price or to accurately value them. Commodity-linked notes are also subject to the counterparty credit risk of the issuer; that is, at maturity of a commodity-linked note, there is a risk that the issuer may be unable to perform its obligations under the terms of the commodity-linked note. Issuers of commodity-linked notes are typically large money center banks, broker-dealers, other financial institutions and large corporations. If the issuer becomes bankrupt or otherwise fails to pay, an Underlying SEI Fund could lose money. The value of the commodity-linked notes an Underlying SEI Fund buys may fluctuate significantly because the values of the underlying investments to which they are linked are themselves extremely volatile. Additionally, the particular terms of a commodity-linked note may create economic leverage by requiring payment by the issuer of an amount that is a multiple of the price increase or decrease of the underlying commodity, commodity index or other economic variable. This would have the effect of increasing the volatility of the value of these commodity-linked notes, as they may increase or decrease in value more quickly than the underlying commodity, commodity index or other economic variable. Therefore, at the maturity of the note, an Underlying SEI Fund may receive more or less principal than it originally invested and may receive interest payments on the note that are more or less than the stated coupon interest payments.

Convertible Securities and Preferred Stocks — Convertible securities are bonds, debentures, notes, preferred stock or other securities that may be converted into or exercised for a prescribed amount of common stock at a specified time and price. Convertible securities provide an opportunity for equity participation, with the potential for a higher dividend or interest yield and lower price volatility compared to common stock. Convertible securities typically pay a lower interest rate than nonconvertible bonds of the same quality and maturity because of the conversion feature. The value of a convertible security is influenced by changes in interest rates, with investment value typically declining as interest rates increase and increasing as interest rates decline, and the credit standing of the issuer. The price of a convertible security will also normally vary in some proportion to changes in the price of the underlying common stock because of the conversion or exercise feature. Convertible securities may also be rated below investment grade (junk bonds) or not rated and are subject to credit risk and prepayment risk, which are discussed below.

Preferred stocks are nonvoting equity securities that pay a stated fixed or variable rate dividend. Due to their fixed income features, preferred stocks provide higher income potential than issuers' common stocks, but are typically more sensitive to interest rate changes than an underlying common stock. Preferred stocks are also subject to equity market risk, which is the risk that stock prices will fluctuate and can decline and reduce the value of an Underlying SEI Fund's investment. The rights of preferred stocks on the distribution of a corporation's assets in the event of a liquidation are generally subordinate to the rights associated with a

corporation's debt securities. Preferred stock may also be subject to prepayment risk, which is discussed below.

Corporate Fixed Income Securities — Corporate fixed income securities are fixed income securities issued by public and private businesses. Corporate fixed income securities respond to economic developments, especially changes in interest rates, as well as to perceptions of the creditworthiness and business prospects of individual issuers. Corporate fixed income securities are subject to the risk that the issuer may be unable to pay interest or, ultimately, be unable to repay principal upon maturity. Interruptions or delays of these payments could adversely affect the market value of the security. In addition, due to lack of uniformly available information about issuers or differences in the issuers' sensitivity to changing economic conditions, it may be difficult to measure the credit risk of securities issued by private businesses.

Credit — Credit risk is the risk that a Fund could lose money if the issuer or guarantor of a portfolio security or a counterparty to a contract fails to make timely payment or otherwise honor its obligations. An actual or perceived decline in the credit quality of a security or other investment, an issuer of a security, or a provider of credit support or a maturity-shortening structure for a security can cause the price of such security or other investment to decrease. The Fund can lose money as a result. Fixed income securities rated below investment grade (junk bonds) (described above) involve greater credit risk.

Credit-Linked Notes — Credit-linked securities and similarly structured products typically are issued by a limited purpose trust or other vehicle that, in turn, enters into a credit protection agreement or invests in a derivative instrument or basket of derivative instruments, such as credit default swaps or interest rate swaps, to obtain exposure to certain fixed income markets or to remain fully invested when more traditional income producing securities are not available. Like an investment in a bond, an investment in credit-linked notes represents the right to receive periodic income payments (in the form of distributions) and payment of principal at the end of the term of the security. However, these payments are conditioned on the issuer's receipt of payments from, and the issuer's potential obligations to, the counterparties to certain credit protection agreements or derivative instruments entered into by the issuer of the credit-linked note. For example, the issuer may sell one or more credit default swaps entitling the issuer to receive a stream of payments over the term of the swap agreements provided that no event of default has occurred with respect to the referenced debt obligation upon which the swap is based. If a default occurs, the stream of payments may stop and the issuer would be obligated to pay the counterparty the par (or other agreed upon value) of the referenced debt obligation. An investor holding a credit-linked note generally receives a fixed or floating coupon and the note's par value upon maturity, unless the referenced creditor defaults or declares bankruptcy, in which case the investor receives the amount recovered. In effect, investors holding credit-linked notes receive a higher yield in exchange for assuming the risk of a specified credit event. A Fund's investments in credit-linked notes are indirectly subject to the risks associated with derivative instruments, which are described below, and may be illiquid.

Currency — As a result of their investments in securities denominated in, and/or receiving revenues in, foreign currencies, certain of the Underlying SEI Funds may be subject to currency risk. Currency risk is the risk that foreign currencies will decline relative to the U.S. dollar or, in the case of hedging positions, that the U.S. dollar will decline in value relative to the currency hedged. In either event, the U.S. dollar value of an investment in an Underlying SEI Fund would be adversely affected. A number of the Underlying SEI Funds take active or passive positions in currencies, which involve different techniques and risk analyses than an Underlying SEI Fund's purchase of equity securities or other investments. Currency exchange rates may fluctuate in response to factors extrinsic to that country's economy, which makes the forecasting of currency

market movements extremely difficult. Currency rates in foreign countries may fluctuate significantly over short periods of time for a number of reasons, including changes in interest rates, intervention (or failure to intervene) by U.S. or foreign governments, central banks or supranational entities, such as the International Monetary Fund, or by the imposition of currency controls or other political developments in the United States or abroad. These can result in losses to an Underlying SEI Fund if it is unable to deliver or receive currency or funds in settlement of obligations and could also cause hedges it has entered into to be rendered useless, resulting in full currency exposure as well as incurring transaction costs. Passive investment in currencies may, to a lesser extent, also subject an Underlying SEI Fund to additional risks and the value of the Underlying SEI Fund's investments may fluctuate in response to broader macroeconomic risks than if the Underlying SEI Fund invested only in U.S. equity securities.

Current Market Conditions Risk — Current market conditions risk is the risk that a particular investment, or shares of the Funds in general, may fall in value due to current market conditions. As a means to fight inflation, which remains at elevated levels, the Federal Reserve and certain foreign central banks have historically raised interest rates which may negatively impact the performance of securities held by the Funds. Certain market factors may result in central banks changing their approach in the future. U.S. regulators have proposed several changes to market and issuer regulations that could directly impact the Funds, and any regulatory changes could adversely impact the Funds' ability to achieve their investment strategies or make certain investments. Recent and potential future bank failures could result in disruption to the broader banking industry or markets generally and reduce confidence in financial institutions and the economy as a whole, which may also heighten market volatility and reduce liquidity. The ongoing adversarial political climate in the United States, as well as political and diplomatic events both domestic and abroad, have and may continue to have an adverse impact on the U.S. regulatory landscape, markets and investor behavior, which could have a negative impact on the Funds' investments and operations. Other unexpected political, regulatory and diplomatic events within the U.S. and abroad may affect investor and consumer confidence and may adversely impact financial markets and the broader economy. The economies of the United States and its trading partners, as well as the financial markets generally, may be adversely impacted by trade disputes and other matters. If any geopolitical conflicts develop or worsen, economies, markets and individual securities may be adversely affected, and the value of the Funds' assets may go down. The COVID-19 global pandemic, or any future public health crisis, and the ensuing policies enacted by governments and central banks have caused and may continue to cause significant volatility and uncertainty in global financial markets, negatively impacting global growth prospects. Advancements in technology may also adversely impact markets and the overall performance of the Funds. These events, and any other future events, may adversely affect the prices and liquidity of the Funds' investments and could result in disruptions in the trading markets.

Depository Receipts — Depository receipts are alternatives to directly purchasing the underlying foreign securities in their national markets and currencies. However, depository receipts, including American Depository Receipts (ADRs), are subject to many of the risks associated with investing directly in foreign securities, which are further described below.

Derivatives — Derivatives are instruments that derive their value from underlying securities, financial assets or indexes. Changes in the market value of a security that is a reference asset for a derivative instrument may not be proportionate to changes in the market value of the derivative instrument itself. There may not be a liquid market for an Underlying SEI Fund to sell a derivative instrument, which could result in difficulty in closing the position prior to expiration. Moreover, certain derivative instruments can magnify the extent of losses incurred due to changes in the market value of the securities to which they relate. Some derivative

instruments are subject to counterparty risk. A default by the counterparty on its payments to an Underlying SEI Fund will cause the value of your investment in a Fund to decrease.

The derivative instruments in which an Underlying SEI Fund may principally invest are futures contracts, options, forward contracts and swaps. Futures contracts provide for the future sale by one party and purchase by another party of a specified amount of a specific security at a specified future time and at a specified price. An option is a contract between two parties for the purchase and sale of a financial instrument for a specified price at any time during the option period. Unlike a futures contract, an option grants a right (not an obligation) to buy or sell a financial instrument. Forward contracts are sales contracts between a buyer and a seller for an asset with delivery deferred to a future date. A swap is an agreement whereby two parties agree to exchange payment streams calculated in relation to a rate, index, instrument or certain securities at a predetermined amount.

An Underlying SEI Fund's use of derivative instruments involves risks different from or possibly greater than the risks associated with investing directly in securities and other traditional investments. An Underlying SEI Fund's use of futures contracts, forward contracts, options and swaps is subject to market risk, leverage risk, correlation risk, counterparty risk, liquidity risk and tax risk. Leverage risk is described below. Correlation risk is the risk that changes in the value of a derivative instrument may not correlate perfectly with changes in the value of the derivative instrument's underlying asset, rate or index. Counterparty risk is the risk that the counterparty to a derivatives contract, a clearing member used by an Underlying SEI Fund to hold a cleared derivative contract, or a borrower of an Underlying SEI Fund's securities is unable or unwilling to make timely settlement payments, return an Underlying SEI Fund's margin or otherwise honor its obligations. Liquidity risk, which is discussed in more detail below, is the risk the derivative may be difficult or impossible to sell at the time and the price that an Underlying SEI Fund would like, which may cause the Underlying SEI Fund to have to lower the selling price, sell other securities instead or forego an investment opportunity. Tax risk is the risk that the use of derivatives may cause an Underlying SEI Fund to realize higher amounts of short-term capital gains or otherwise affect an Underlying SEI Fund's ability to pay out dividends subject to preferential rates or the dividends received deduction, thereby increasing the amount of taxes payable by some shareholders. An Underlying SEI Fund's use of swaps and over-the-counter forward contracts and options is also subject to credit risk and valuation risk. Credit risk is described above. An Underlying SEI Fund's counterparties to its derivative contracts present the same types of credit risk as issuers of fixed income securities. Valuation risk is the risk that an investment may be difficult to value. Each of the above risks could cause an Underlying SEI Fund to lose more than the principal amount invested in a derivative instrument. Some derivatives have the potential for unlimited loss, regardless of the size of the Underlying SEI Funds' initial investment.

Derivatives are also subject to a number of other risks described elsewhere in this prospectus. Derivatives transactions conducted outside the U.S. may not be conducted in the same manner as those entered into on U.S. exchanges, and may be subject to different margin, exercise, settlement or expiration procedures. Derivatives transactions conducted outside the U.S. also are subject to the risks affecting foreign securities, currencies and other instruments, in addition to other risks.

Dollar Rolls — Certain of the Underlying SEI Funds may enter into dollar rolls, subject to an applicable Underlying SEI Fund's limitations on borrowing. Dollar rolls are transactions in which an Underlying SEI Fund sells mortgage-related securities, such as securities issued by the Government National Mortgage Association, for delivery in the current month and simultaneously contracts to repurchase substantially similar securities on a specified future date at a pre-determined price. The dealer with which an Underlying SEI Fund enters into a dollar roll transaction is not obligated to return the same securities as those originally

sold by the Underlying SEI Fund, but only securities that are substantially identical. If the broker-dealer to whom an Underlying SEI Fund sells the security becomes insolvent, the Underlying SEI Fund's right to repurchase the security may be restricted. Dollar roll transactions may give rise to leverage risk. An Underlying SEI Fund's obligations under a dollar roll agreement must be covered by segregated or "earmarked" liquid assets equal in value to the securities subject to repurchase by the Underlying SEI Fund. To the extent that positions in dollar roll agreements are not covered by segregated or "earmarked" liquid assets, such transactions would be subject to an Underlying SEI Fund's restrictions on borrowings. Furthermore, because dollar roll transactions may be for terms ranging between one and six months, dollar roll transactions may be deemed "illiquid" and subject to an Underlying SEI Fund's overall limitations on investments in illiquid securities. Other risks involved in entering into dollar rolls include the risk that the value of the security may change adversely over the term of the dollar roll and that the security an Underlying SEI Fund is required to repurchase may be worth less than the security that the Underlying SEI Fund originally held. Leverage risk and liquidity risk are discussed in greater detail below.

Duration — Duration is a measure of the expected life of a fixed income security that is used to determine the sensitivity of a security's price to changes in interest rates. For example, if a fixed income security has a five-year duration, it will decrease in value by approximately 5% if interest rates rise 1% and increase in value by approximately 5% if interest rates fall 1%. Fixed income instruments with longer duration typically have higher risk and higher volatility. Longer-term fixed income securities in which a portfolio may invest are more volatile than shorter-term fixed income securities. A portfolio with a longer average portfolio duration is typically more sensitive to changes in interest rates than a portfolio with a shorter average portfolio duration.

Equity Market — Because certain of the Underlying SEI Funds may purchase equity securities, these Underlying SEI Funds and, therefore, the Funds, are subject to the risk that stock prices will fall over short or extended periods of time. Historically, the equity markets have moved in cycles, and the value of an Underlying SEI Fund's securities may fluctuate drastically from day to day. Individual companies may report poor results or be negatively affected by industry and/or economic trends and developments. The prices of securities issued by such companies may suffer a decline in response. In the case of foreign stocks, these fluctuations will reflect international economic and political events, as well as changes in currency valuations relative to the U.S. Dollar. These factors contribute to price volatility, which is a principal risk of investing in the Funds.

Exchange-Traded Products — Certain Underlying SEI Funds may directly purchase shares of or interests in ETPs. The risks of owning interests of an ETP, such as an ETF or exchange-traded commodity pool, generally reflect the same risks as owning the underlying securities or other instruments that the ETP is designed to track. The shares of certain ETPs may trade at a premium or discount to their intrinsic value (*i.e.*, the market value may differ from the NAV of an ETP's shares). For example, supply and demand for shares of an ETF or market disruptions may cause the market price of the ETF to deviate from the value of the ETF's investments, which may be emphasized in less liquid markets. By investing in an ETP, an Underlying SEI Fund indirectly bears the proportionate share of any fees and expenses of the ETP in addition to the fees and expenses that the Underlying SEI Fund and its shareholders directly bear in connection with the Underlying SEI Fund's operations. Because certain ETPs may have a significant portion of their assets exposed directly or indirectly to commodities or commodity-linked securities, developments affecting commodities may have a disproportionate impact on such ETPs and may subject the ETPs to greater volatility than investments in traditional securities.

ETFs are investment companies whose shares are bought and sold on a securities exchange. Most ETFs are passively-managed, meaning they invest in a portfolio of securities designed to track a particular market

segment or index. ETFs, like mutual funds, have expenses associated with their operation, including advisory fees. Such ETF expenses may make owning shares of the ETF more costly than owning the underlying securities directly. The risks of owning shares of a passively-managed ETF generally reflect the risks of owning the underlying securities the ETF is designed to track, although lack of liquidity in an ETF could result in its value being more volatile than the underlying portfolio of securities.

Leveraged ETFs contain all of the risks that non-leveraged ETFs present. Additionally, to the extent the Fund invests in ETFs that achieve leveraged exposure to their underlying indexes through the use of derivative instruments, the Fund will indirectly be subject to leverage risk, described below. Leveraged inverse ETFs seek to provide investment results that match a negative multiple of the performance of an underlying index. To the extent that a Fund invests in inverse ETFs (including leveraged inverse ETFs), the Fund will indirectly be subject to the risk that the performance of such ETF will fall as the performance of that ETF's benchmark rises. Leveraged, inverse and leveraged inverse ETFs often "reset" daily, meaning that they are designed to achieve their stated objectives on a daily basis. Due to the effect of compounding, their performance over longer periods of time can differ significantly from the performance (or inverse of the performance) of their underlying index or benchmark during the same period of time. These investment vehicles may be extremely volatile and can potentially expose an Underlying SEI Fund to complete loss of its investment.

Extension — An Underlying SEI Fund's investments in fixed income securities are subject to extension risk. Generally, rising interest rates tend to extend the duration of fixed income securities, making them more sensitive to changes in interest rates. As a result, in a period of rising interest rates, an Underlying SEI Fund may exhibit additional volatility.

Fixed Income Markets — Certain of the Underlying SEI Funds may invest in fixed income markets. The prices of these Underlying SEI Funds' fixed income securities respond to economic developments, particularly interest rate changes, as well as to perceptions about the creditworthiness of individual issuers, including governments and their agencies. Generally, an Underlying SEI Fund's fixed income securities will decrease in value if interest rates rise and vice versa. Fixed income securities may have fixed-, variable- or floating-rates. There is a risk that the current interest rate on floating and variable rate instruments may not accurately reflect existing market interest rates. Also, longer-term securities are generally more sensitive to changes in the level of interest rates, so the average maturity or duration of these securities affects risk. Changes in government policy, including the Federal Reserve's decisions with respect to raising interest rates or terminating certain programs such as quantitative easing, could increase the risk that interest rates will rise. Rising interest rates may, in turn, increase volatility and reduce liquidity in the fixed income markets, and result in a decline in the value of the fixed income investments held by the Underlying SEI Funds. These risks may be heightened in a low interest rate environment. In addition, reductions in dealer market-making capacity as a result of structural or regulatory changes could further decrease liquidity and/or increase volatility in the fixed income markets. As a result of these conditions, a Fund's value may fluctuate and/or the Fund may experience increased redemptions from shareholders, which may impact the Fund's liquidity or force the Fund to sell securities into a declining or illiquid market.

Foreign Investment/Emerging and Frontier Markets — Certain of the Underlying SEI Funds invest in foreign issuers, including issuers located in emerging and frontier market countries. Investing in issuers located in foreign countries poses distinct risks because political and economic events unique to a country or region will affect those markets and their issuers. These events will not necessarily affect the U.S. economy or similar issuers located in the United States. More specifically, investing in foreign issuers includes risks of adverse changes in foreign economic, political, regulatory and other conditions, changes in currency exchange rates

or exchange control regulations (including limitations on currency movements and exchanges), differing accounting, auditing, financial reporting and legal standards and practices, differing securities market structures, and higher transaction costs. In certain countries, legal remedies available to investors may be more limited than those available with respect to investments in the U.S. In addition, the securities of some foreign companies may be less liquid and, at times, more volatile than securities of comparable U.S. companies. An Underlying SEI Fund may also experience more rapid or extreme changes in value as compared to a fund that invests solely in securities of U.S. companies because the securities markets of many foreign countries are relatively small and consist of a limited number of companies representing a small number of industries. Investing in foreign issuers also poses the risk that the cost of buying, selling and holding foreign securities, including brokerage, tax and custody costs, may be higher than the costs involved in domestic transactions. In addition, investments in foreign countries are generally denominated in a foreign currency. As a result, changes in the value of those currencies compared to the U.S. dollar may affect (positively or negatively) the value of an Underlying SEI Fund's investments. These currency movements may happen separately from and in response to events that do not otherwise affect the value of the security in the issuer's home country. Investments in emerging markets are subject to the added risk that information in emerging market investments may be unreliable or outdated due to differences in regulatory, accounting or auditing and financial record keeping standards, or because less information about emerging market investments is publicly available. In addition, the rights and remedies associated with emerging market investments may be different than investments in developed markets. A lack of reliable information, rights and remedies increase the risks of investing in emerging markets in comparison to more developed markets.

Emerging market countries are those countries that are: (i) characterized as developing or emerging by any of the World Bank, the United Nations, the International Finance Corporation, or the European Bank for Reconstruction and Development; (ii) included in an emerging markets index by a recognized index provider; or (iii) countries with similar developing or emerging characteristics as countries classified as emerging market countries pursuant to sub-paragraph (i) and (ii) above, in each case determined at the time of purchase. Emerging market countries, and to an even greater extent, frontier market countries, may be more likely to experience political turmoil or rapid changes in market or economic conditions than more developed countries. Emerging market and frontier market countries often have less uniformity in accounting and reporting requirements and unreliable securities valuation. It is sometimes difficult to obtain and enforce court judgments in such countries, and there is often a greater potential for nationalization and/or expropriation of assets by the government of an emerging market country. In addition, the financial stability of issuers (including governments) in emerging market and frontier market countries may be more precarious than in other countries. As a result, there will tend to be an increased risk of price volatility associated with an Underlying SEI Fund's investments in emerging market and frontier market countries, which may be magnified by currency fluctuations relative to the U.S. dollar.

Frontier countries are a subset of emerging market countries with even smaller national economies. The economies of frontier market countries tend to be less correlated to global economic cycles than the economies of more developed countries and their markets have lower trading volumes and may exhibit greater price volatility and illiquidity. A small number of large investments in these markets may affect these markets to a greater degree than more developed markets. Frontier market countries may also be affected by government activities to a greater degree than more developed countries. For example, the governments of frontier market countries may exercise substantial influence within the private sector or subject investments to government approval, and governments of other countries may impose or negotiate trade barriers, exchange controls, adjustments to relative currency values and other measures that adversely affect a

frontier market country. Governments of other countries may also impose sanctions or embargoes on frontier market countries. Although all of these risks are generally heightened with respect to frontier market countries, they also apply to emerging market countries.

Additionally, periodic U.S. Government restrictions on investments in issuers from certain foreign countries may result in an Underlying SEI Fund having to sell such prohibited securities at inopportune times. Such prohibited securities may have less liquidity as a result of such U.S. Government designation and the market price of such prohibited securities may decline, which may cause an Underlying SEI Fund to incur losses. In addition, the large-scale invasion of Ukraine by Russia in February 2022 and the resulting responses, including economic sanctions by the U.S. and other countries against certain Russian individuals and companies could negatively impact the Underlying SEI Funds' performance and cause losses on your investment in the Funds.

Foreign Sovereign Debt Securities — Certain of the Underlying SEI Funds are subject to risks involved with investment in foreign sovereign debt securities, which are that: (i) the governmental entity that controls the repayment of sovereign debt may not be willing or able to repay the principal and/or interest when it becomes due, because of factors such as debt service burden, political constraints, cash flow problems and other national economic factors; (ii) governments may default on their debt securities, which may require holders of such securities to participate in debt rescheduling or additional lending to defaulting governments; and (iii) there is no bankruptcy proceeding by which defaulted sovereign debt may be collected in whole or in part.

Forward Contracts — A forward contract, also called a “forward,” involves a negotiated obligation to purchase or sell a specific security or currency at a future date (with or without delivery required), which may be any fixed number of days from the date of the contract agreed upon by the parties, at a price set at the time of the contract. Forward contracts are not traded on exchanges; rather, a bank or dealer will act as agent or as principal in order to make or take future delivery of a specified lot of a particular security or currency for an Underlying SEI Fund's account. Risks associated with forwards may include: (i) an imperfect correlation between the movement in prices of forward contracts and the securities or currencies underlying them; (ii) an illiquid market for forwards; (iii) difficulty in obtaining an accurate value for the forwards; and (iv) the risk that the counterparty to the forward contract will default or otherwise fail to honor its obligation. Because forwards require only a small initial investment in the form of a deposit or margin, they involve a high degree of leverage. Forwards are also subject to credit risk, liquidity risk and leverage risk, each of which is further described elsewhere in this section.

Futures Contracts — Futures contracts, or “futures,” provide for the future sale by one party and purchase by another party of a specified amount of a specific security or asset at a specified future time and at a specified price (with or without delivery required). The risks of futures include: (i) leverage risk; (ii) correlation or tracking risk; and (iii) liquidity risk. Because futures require only a small initial investment in the form of a deposit or margin, they involve a high degree of leverage. Accordingly, the fluctuation of the value of futures in relation to the underlying assets upon which they are based is magnified. Thus, an Underlying SEI Fund may experience losses that exceed losses experienced by funds that do not use futures contracts and which may be unlimited, depending on the structure of the contract. There may be imperfect correlation, or even no correlation, between price movements of a futures contract and price movements of investments for which futures are used as a substitute or which futures are intended to hedge. Lack of correlation (or tracking) may be due to factors unrelated to the value of the investments being substituted or hedged, such as speculative or other pressures on the markets in which these instruments are traded. Consequently, the effectiveness of

futures as a security substitute or as a hedging vehicle will depend in part on the degree of correlation between price movements in the futures and price movements in underlying securities or assets. While futures contracts are generally liquid instruments, under certain market conditions they may become illiquid. Futures exchanges may impose daily or intra-day price change limits and/or limit the volume of trading. Additionally, government regulation may further reduce liquidity through similar trading restrictions. As a result, an Underlying SEI Fund may be unable to close out its futures contracts at a time that is advantageous. If movements in the markets for security futures contracts or the underlying security decrease the value of the Underlying SEI Fund's positions in security futures contracts, the Underlying SEI Fund may be required to have or make additional funds available to its carrying firm as margin. If the Underlying SEI Fund's account is under the minimum margin requirements set by the exchange or the brokerage firm, its position may be liquidated at a loss, and the Underlying SEI Fund will be liable for the deficit, if any, in its account. The Underlying SEI Fund may also experience losses due to systems failures or inadequate system back-up or procedures at the brokerage firm(s) carrying the Underlying SEI Fund's positions. The successful use of futures depends upon a variety of factors, particularly the ability of SIMC or a Sub-Adviser to predict movements of the underlying securities markets, which requires different skills than predicting changes in the prices of individual securities. There can be no assurance that any particular futures strategy adopted will succeed.

Hedged Strategies — Certain of the Underlying SEI Funds may employ investment strategies that involve greater risks than the strategies used by typical mutual funds, including short sales and derivative transactions. There is no assurance that hedged strategies will protect against losses or perform better than non-hedged strategies. The investment strategies employed by an Underlying SEI Fund that emphasize hedged positions rather than non-hedged positions in securities and derivatives are used in an effort to protect against losses due to general movements in market prices and are tools used to manage the Underlying SEI Fund's price volatility. However, no assurance can be given that such hedging will be successful or that consistent absolute returns will be achieved. Hedging against a decline in the value of positions does not eliminate fluctuations in the values of such positions or prevent losses if the values of such positions decline but, rather, establishes other positions designed to gain from those same developments, thus offsetting the decline in the hedged positions' value. In a hedging transaction there may be imperfect correlation, or even no correlation, between the identity, price or price movements of a financial instrument and the identity, price or price movements of the investments being hedged. This lack of correlation may cause the hedge to be unsuccessful and may result in the Underlying SEI Fund incurring substantial losses and/or not achieving anticipated gains. Separately, hedging strategies can reduce opportunity for gain by offsetting the positive effect of favorable price movements. Even if the strategy works as intended, the Fund might be in a better position had it not attempted to hedge at all.

Income Risk — Certain of the Underlying SEI Funds are subject to income risk, which is the possibility that an Underlying SEI Fund's yield will decline due to falling interest rates.

Inflation Protected Securities — The value of inflation protected securities, including TIPS, will generally fluctuate in response to changes in "real" interest rates. Real interest rates represent nominal (or stated) interest rates reduced by the expected impact of inflation. The value of an inflation protected security generally decreases when real interest rates rise and generally increases when real interest rates fall. In addition, the principal value of an inflation protected security is periodically adjusted up or down along with the rate of inflation. If the measure of inflation falls, the principal value of the inflation protected security will be adjusted downwards, and, consequently, the interest payable on the security will be reduced. Repayment of the original bond principal upon maturity (as adjusted for inflation) is guaranteed by the U.S. Treasury in

the case of TIPS. For securities that do not provide a similar guarantee, the adjusted principal value of the security to be repaid at maturity is subject to credit risk.

Interest Rate — The risk that a change in interest rates will cause a fall in the value of fixed income securities, including U.S. Government securities, in which an Underlying SEI Fund invests. In a low interest rate environment, the risk of a decline in value of an Underlying SEI Fund's portfolio securities associated with rising rates are heightened because there may be a greater likelihood of rates increasing, potentially rapidly. In a declining interest rate environment, an Underlying SEI Fund generally will be required to invest available cash in instruments with lower interest rates than those of the current portfolio securities. Although U.S. Government securities are considered to be among the safest investments, they are not guaranteed against price movements due to changing interest rates. Obligations issued by some U.S. Government agencies are backed by the U.S. Treasury, whereas others are backed solely by the ability of the agency to borrow from the U.S. Treasury or by the agency's own resources. Changes in the value of an Underlying SEI Fund will correspondingly affect the value of the applicable Fund.

Investment Company — Certain of the Underlying SEI Funds may purchase shares of investment companies, such as open-end funds, ETFs and closed-end funds. The risks of investing in ETFs are more fully described above. When an Underlying SEI Fund invests in an investment company, it will bear a pro rata portion of the investment company's expenses in addition to directly bearing the expenses associated with its own operations. Such expenses may make owning shares of an investment company more costly than owning the underlying securities directly. Further, in part because of these additional expenses, the performance of an investment company may differ from the performance the Underlying SEI Fund would achieve if it invested directly in the underlying investments of the investment company. In addition, while the risks of owning shares of an investment company generally reflect the risks of owning the underlying investments of the investment company, an Underlying SEI Fund may be subject to additional or different risks than if the Underlying SEI Fund had invested directly in the underlying investments. For example, shares of certain closed-end funds are traded at market prices, which may vary from the NAV of their underlying investments. In addition, lack of liquidity in a closed-end fund could result in its value being more volatile than the underlying portfolio of securities. Closed-end investment companies issue a fixed number of shares that trade on a stock exchange or over-the-counter at a premium or a discount to their NAV. As a result, a closed-end fund's share price fluctuates based on what another investor is willing to pay rather than on the market value of the securities in the fund.

Investment Style — Investment style risk is the risk that an Underlying SEI Fund's investment in certain securities in a particular market segment pursuant to the Underlying SEI Fund's particular investment strategy may underperform other market segments or the market as whole. Because the Funds invest in a number of Underlying SEI Funds, the Funds will generally be less subject to the risks of any particular market or market segment.

Investment in the Subsidiary — Certain Underlying SEI Funds may invest in their own Subsidiaries. By investing in a Subsidiary, each applicable Underlying SEI Fund is indirectly exposed to the risks associated with such Subsidiary's investments. The commodity-related instruments held by a Subsidiary are subject to the same risks that apply to similar investments if held directly by the Underlying SEI Fund. A Subsidiary, however, is not registered under the 1940 Act, and may not be subject to all of the investor protections of the 1940 Act. Thus, the applicable Underlying SEI Funds, as investors in their respective Subsidiaries, will not have all of the protections offered to investors in registered investment companies.

Changes in the laws of the United States and/or the Cayman Islands or governmental interpretation of such laws under which the applicable Underlying SEI Funds and the Subsidiaries, respectively, are organized, could result in the inability of the applicable Underlying SEI Funds and/or their respective Subsidiaries to operate as intended and could negatively affect the applicable Underlying SEI Funds and their shareholders. For example, Cayman Islands law does not currently impose any income, corporate or capital gains tax, estate duty, inheritance tax, gift tax or withholding tax on the Subsidiaries. If Cayman Islands law changes such that the Subsidiaries must pay Cayman Islands governmental authority taxes, Underlying SEI Fund shareholders would likely suffer decreased investment returns.

Large Capitalization — If valuations of large capitalization companies appear to be greatly out of proportion to the valuations of small or medium capitalization companies, investors may migrate to the stocks of small and medium-sized companies. Additionally, larger, more established companies may be unable to respond quickly to new competitive challenges such as changes in technology and consumer tastes. Larger companies also may not be able to attain the high growth rates of successful smaller companies.

Leverage — Certain Underlying SEI Fund transactions, such as derivatives or reverse repurchase agreements, may give rise to a form of leverage. The use of leverage can amplify the effects of market volatility on an Underlying SEI Fund's share price and make the Underlying SEI Fund's returns, and therefore the Fund's returns, more volatile. This is because leverage tends to exaggerate the effect of any increase or decrease in the value of an Underlying SEI Fund's portfolio securities. Rule 18f-4 under the 1940 Act requires, among other things, that an Underlying SEI Fund either use derivatives in a limited manner or comply with an outer limit on fund leverage risk based on one of two value-at-risk (VaR) tests. The use of leverage may also cause an Underlying SEI Fund to liquidate portfolio positions when it would not be advantageous to do so in order to satisfy its obligations or to meet the applicable requirements of the 1940 Act and the rules thereunder. The Underlying SEI Funds' use of leverage may result in a heightened risk of investment loss.

Liquidity — Liquidity risk exists when particular investments are difficult to purchase or sell. The market for certain investments may become illiquid due to specific adverse changes in the condition of a particular issuer or under adverse market or economic conditions independent of the issuer. An Underlying SEI Fund's investments in illiquid securities may reduce the returns of the Underlying SEI Fund because it may be unable to sell the illiquid securities at an advantageous time or price. Further, transactions in illiquid securities may entail transaction costs that are higher than those for transactions in liquid securities.

Long/Short Strategy — The Underlying SEI Funds seek long exposure to certain financial instruments and short exposure to certain other financial instruments. There is no guarantee that the returns on the Underlying SEI Funds' long or short positions will produce positive returns and the Underlying SEI Funds could lose money if either or both the Underlying SEI Funds' long and short positions produce negative returns. In addition, the Underlying SEI Funds may gain enhanced long exposure to certain financial instruments (*i.e.*, obtain investment exposure that exceeds the amount directly invested in those assets, a form of leverage) and, under such circumstances, will lose more money in market environments that are adverse to its long positions than funds that do not employ such leverage. As a result, such investments may give rise to losses that exceed the amount invested in those assets.

Market — Market risk is the risk that the market value of a security may move up and down, sometimes rapidly and unpredictably. Market risk may affect a single issuer, an industry, a sector or the market as a whole.

Master Limited Partnerships — Certain Underlying SEI Funds may invest in MLPs. Investments in units of MLPs involve risks that differ from an investment in common stock. Holders of the units of MLPs have more limited

control and limited rights to vote on matters affecting the partnership. There are also certain tax risks associated with an investment in units of MLPs. In addition, conflicts of interest may exist between common unit holders, subordinated unit holders and the general partner of an MLP, including a conflict arising as a result of incentive distribution payments. The benefit an Underlying SEI Fund derives from investment in MLP units is largely dependent on the MLPs being treated as partnerships and not as corporations for federal income tax purposes. If an MLP were classified as a corporation for federal income tax purposes, there would be reduction in the after-tax return to the Underlying SEI Fund of distributions from the MLP, likely causing a reduction in the value of the Underlying SEI Fund's shares. MLP entities are typically focused in the energy, natural resources and real estate sectors of the economy. A downturn in the energy, natural resources or real estate sectors of the economy could have an adverse impact on the Underlying SEI Fund. At times, the performance of securities of companies in the energy, natural resources and real estate sectors of the economy may lag the performance of other sectors or the broader market as a whole. The Internal Revenue Code of 1986, as amended (the Code), provides that an Underlying SEI Fund is permitted to invest up to 25% of its assets in one or more qualified publicly traded partnerships (QPTPs), which will include certain MLPs, and treat the income allocated by such QPTPs as qualifying income for purposes of the regulated investment company (RIC) annual qualifying income requirements described in the "Taxes" section below. "Qualified publicly traded partnership income" within the meaning of Section 199A(e)(5) of the Code is eligible for a 20% deduction by non-corporate taxpayers. Qualified publicly traded partnership income is generally income of a "publicly traded partnership" that is not treated as a corporation for U.S. federal income tax purposes that is effectively connected with such entity's trade or business, but does not include certain investment income. This deduction, if allowed in full, equates to a maximum effective tax rate of 29.6% (37% top rate applied to income after 20% deduction). A RIC, such as an Underlying SEI Fund or a Fund, is not permitted to pass the special character of this income through to its shareholders. Currently, direct investors in entities that generate "qualified publicly traded partnership income" will enjoy the lower rate, but investors in RICs that invest in such entities will not. Unless later extended or made permanent, this 20% deduction will no longer be available for taxable years beginning after December 31, 2025.

Mortgage-Backed Securities — Mortgage-backed securities are a class of asset-backed securities representing an interest in a pool or pools of whole mortgage loans (which may be residential mortgage loans or commercial mortgage loans). Mortgage-backed securities held or acquired by an Underlying SEI Fund could include (i) obligations guaranteed by federal agencies of the U.S. Government, such as the Government National Mortgage Association (Ginnie Mae), which are backed by the "full faith and credit" of the United States, (ii) securities issued by the Federal National Mortgage Association (Fannie Mae) and the Federal Home Loan Mortgage Corporation (Freddie Mac), which are not backed by the "full faith and credit" of the United States but are guaranteed by the U.S. Government as to timely payment of principal and interest, (iii) securities (commonly referred to as "private-label RMBS") issued by private issuers that represent an interest in or are collateralized by whole residential mortgage loans without a government guarantee and (iv) commercial mortgage-backed securities, which are multi-class or pass-through securities backed by a mortgage loan or a pool of mortgage loans secured by commercial property such as industrial and warehouse properties, office buildings, retail space and shopping malls, multifamily properties and cooperative apartments. Because private-label RMBS and commercial mortgage-backed securities are not issued or guaranteed by the U.S. Government, those securities generally are structured with one or more types of credit enhancement. There can be no assurance, however, that credit enhancements will support full payment to an Underlying SEI Fund of the principal and interest on such obligations. In addition, changes in the credit quality of the entity that provides credit enhancement could cause losses to an Underlying SEI Fund and affect its share price.

The Underlying SEI Funds may invest in mortgage-backed securities in the form of debt or in the form of “pass-through” certificates. Pass-through certificates, which represent beneficial ownership interests in the related mortgage loans, differ from debt securities, which generally provide for periodic fixed payments of interest on and principal of the related notes. Mortgage pass-through securities provide for monthly payments that are a “pass-through” of the monthly interest and principal payments (including any prepayments) made by the individual borrowers on the pooled mortgage loans, net of any fees and expenses owed to the servicers of the mortgage loans and other transaction parties that receive payment from collections on the mortgage loans.

The performance of mortgage loans and, in turn, the mortgage-backed securities acquired by an Underlying SEI Fund, is influenced by a wide variety of economic, geographic, social and other factors, including general economic conditions, the level of prevailing interest rates, the unemployment rate, the availability of alternative financing and homeowner behavior.

The rate and aggregate amount of distributions on mortgage-backed securities, and therefore the average lives of those securities and the yields realized by an Underlying SEI Fund, will be sensitive to the rate of prepayments (including liquidations) and modifications of the related mortgage loans, any losses and shortfalls on the related mortgage loans allocable to the tranches held by the Underlying SEI Fund and the manner in which principal payments on the related mortgage loans are allocated among the various tranches in the particular securitization transaction. Furthermore, mortgage-backed securities are sensitive to changes in interest rates, but may respond to those changes differently from other fixed income securities due to the possibility of prepayment of the mortgage loans. Among other factors, a significant amount of defaults, rapid prepayments or prepayment interest shortfalls may erode amounts available for distributions to an Underlying SEI Fund. The timing of changes in the rate of prepayments of the mortgage loans may significantly affect an Underlying SEI Fund’s actual yield to maturity, even if the average rate of principal payments is consistent with the Underlying SEI Fund’s expectations. If prepayments of mortgage loans occur at a rate faster than that anticipated by the Underlying SEI Funds, payments of interest on the mortgage-backed securities could be significantly less than anticipated. Similarly, if the number of mortgage loans that are modified is larger than that anticipated by an Underlying SEI Fund, payments of principal and interest on the mortgage-backed securities could be significantly less than anticipated.

Municipal Securities — Municipal securities, like other fixed income securities, rise and fall in value in response to economic and market factors, primarily changes in interest rates, and actual or perceived credit quality. Rising interest rates will generally cause municipal securities to decline in value. Longer-term securities respond more sharply to interest rate changes than do shorter-term securities. A municipal security will also lose value if, due to rating downgrades or other factors, there are concerns about the issuer’s current or future ability to make principal or interest payments. State and local governments rely on taxes and, to some extent, revenues from private projects financed by municipal securities to pay interest and principal on municipal debt. Poor statewide or local economic results or changing political sentiments may reduce tax revenues and increase the expenses of municipal issuers, making it more difficult for them to repay principal and to make interest payments on securities owned by the Underlying SEI Fund. Actual or perceived erosion of the creditworthiness of municipal issuers may reduce the value of an Underlying SEI Fund’s holdings. As a result, an Underlying SEI Fund will be more susceptible to factors that adversely affect issuers of municipal obligations than a mutual fund that does not have as great a concentration in municipal obligations. Also, there may be economic or political changes that impact the ability of issuers of municipal securities to repay principal and to make interest payments on securities owned by an Underlying SEI Fund. Any changes in the

financial condition of municipal issuers may also adversely affect the value of an Underlying SEI Fund's securities.

Non-Diversification — Certain Underlying SEI Funds are non-diversified, which means that they may invest in the securities of relatively few issuers. As a result, these Underlying SEI Funds may be more susceptible to a single adverse economic or political occurrence affecting one or more of these issuers and may experience increased volatility due to their investments in those securities. However, these Underlying SEI Funds each intend to satisfy the asset diversification requirements under the Code for classification as a RIC.

Opportunity — The risk that an Underlying SEI Fund may miss out on an investment opportunity because the assets necessary to take advantage of that opportunity are tied up in other investments.

Options — An option is a contract between two parties for the purchase and sale of a financial instrument for a specified price at a specified date. Unlike a futures contract, an option grants the purchaser, in exchange for a premium payment, a right (not an obligation) to buy or sell a financial instrument. An option on a futures contract gives the purchaser the right, in exchange for a premium, to assume a position in a futures contract at a specified exercise price during the term of the option. The seller of an uncovered call (buy) option assumes the risk of a theoretically unlimited increase in the market price of the underlying security above the exercise price of the option. The securities necessary to satisfy the exercise of the call option may be unavailable for purchase except at much higher prices. Purchasing securities to satisfy the exercise of the call option can itself cause the price of the securities to rise further, sometimes by a significant amount, thereby exacerbating the loss. The buyer of a call option assumes the risk of paying an entire premium in the call option without ever getting the opportunity to execute the option. The seller (writer) of a covered put (sell) option (*e.g.*, the writer has a short position in the underlying security) will suffer a loss if the increase in the market price of the underlying security is greater than the premium received from the buyer of the option. The seller of an uncovered put option assumes the risk of a decline in the market price of the underlying security below the exercise price of the option. The buyer of a put option assumes the risk of paying an entire premium in the put option without ever getting the opportunity to exercise the option. An option's time value (*i.e.*, the component of the option's value that exceeds the in-the-money amount) tends to diminish over time. Even though an option may be in-the-money to the buyer at various times prior to its expiration date, the buyer's ability to realize the value of an option depends on when and how the option may be exercised. For example, the terms of a transaction may provide for the option to be exercised automatically if it is in-the-money on the expiration date. Conversely, the terms may require timely delivery of a notice of exercise, and exercise may be subject to other conditions (such as the occurrence or non-occurrence of certain events, such as knock-in, knock-out or other barrier events) and timing requirements, including the "style" of the option.

Portfolio Turnover — Due to their investment strategies, certain of the Underlying SEI Funds may buy and sell securities and other instruments frequently, which may result in higher transaction costs and additional capital gains tax liabilities.

Prepayment — An Underlying SEI Fund's investments in fixed income securities are subject to prepayment risk. In a declining interest rate environment, fixed income securities with stated interest rates may have their principal paid earlier than expected. This may result in an Underlying SEI Fund having to reinvest that money at lower prevailing interest rates, which can reduce the returns of the Underlying SEI Fund.

Private Placements — Investments in privately placed securities may be less liquid than in publicly traded securities. Although these securities may be resold in privately negotiated transactions, the prices realized

from these sales could be less than those originally paid by an Underlying SEI Fund or less than what may be considered the fair value of such securities. Further, companies whose securities are not publicly traded may not be subject to the disclosure and other investor protection requirements that might be applicable if their securities were publicly traded.

Quantitative Investing — A quantitative investment style generally involves the use of computers to implement a systematic or rules-based approach to selecting investments based on specific measurable factors. Due to the significant role technology plays in such strategies, they carry the risk of unintended or unrecognized issues or flaws in the design, coding, implementation or maintenance of the computer programs or technology used in the development and implementation of the quantitative strategy. These issues or flaws, which can be difficult to identify, may result in the implementation of a portfolio that is different from that which was intended, and could negatively impact investment returns. Such risks should be viewed as an inherent element of investing in an investment strategy that relies heavily upon quantitative models and computerization. Utility interruptions or other key systems outages also can impair the performance of quantitative investment strategies.

Real Estate Industry — Certain of the Underlying SEI Funds' investments in the securities of companies principally engaged in the real estate industry may be subject to the risks associated with the direct ownership of real estate. Risks commonly associated with the direct ownership of real estate include declines in the value of real estate, risks related to general and local economic conditions, possible lack of availability of mortgage funds, lack of ability to access the creditor capital markets, overbuilding, extended vacancies of properties, defaults by borrowers or tenants (particularly during an economic downturn), increasing competition, increases in property taxes and operating expenses, changes in zoning laws, losses due to costs resulting from clean-ups of environmental problems, liability to third parties for damages resulting from environmental problems, casualty or condemnation losses, limitations on rents, changes in market and sub-market values and the appeal of properties to tenants, and changes in interest rates. In addition to these risks, REITs and REOCs are dependent on specialized management skills, and some REITs and REOCs may have investments in relatively few properties, in a small geographic area or in a single type of property. These factors may increase the volatility of an Underlying SEI Fund's investments in REITs or REOCs. Risks associated with investments in REITs are further discussed below.

Real Estate Investment Trusts — REITs are trusts that invest primarily in commercial real estate or real estate-related loans. By investing in REITs indirectly through an Underlying SEI Fund, Fund shareholders will not only bear the proportionate share of the expenses of the Underlying SEI Fund, but will also indirectly bear similar expenses of underlying REITs. An Underlying SEI Fund may be subject to certain risks associated with the direct investments of REITs, which are discussed above. REITs may be affected by changes in the value of their underlying properties and defaults by borrowers or tenants. Some REITs may have limited diversification and may be subject to risks inherent in financing a limited number of properties. REITs generally depend on their ability to generate cash flow to make distributions to shareholders or unitholders and may be subject to defaults by borrowers and self-liquidations. In addition, a U.S. REIT may be affected by its failure to qualify for tax-free pass-through of income under the Code or its failure to maintain exemption from registration under the 1940 Act. "Qualified REIT dividends" (*i.e.*, ordinary REIT dividends other than capital gain dividends and portions of REIT dividends designated as qualified dividend income eligible for capital gain tax rates) are eligible for a 20% deduction by non-corporate taxpayers. This deduction, if allowed in full, equates to a maximum effective tax rate of 29.6% (37% top rate applied to income after 20% deduction). Distributions by a Fund to its shareholders that are attributable to qualified REIT dividends and are properly reported as "section 199A dividends," are treated as "qualified REIT dividends" in the hands of

non-corporate shareholders. A section 199A dividend is treated as a qualified REIT dividend only if the shareholder receiving such dividend holds the dividend-paying RIC shares for at least 46 days of the 91-day period beginning 45 days before the shares become ex-dividend, and is not under an obligation to make related payments with respect to a position in substantially similar or related property. A Fund or an Underlying SEI Fund is permitted to report its qualified REIT dividends as section 199A dividends but are not required to do so. Unless later extended or made permanent, this 20% deduction will no longer be available for taxable years beginning after December 31, 2025.

Reallocation — In addition to managing the Funds and the Underlying SEI Funds, SIMC constructs and maintains strategies (Strategies) for certain clients, and the Underlying SEI Funds are designed in part to implement those Strategies. Within the Strategies, SIMC periodically adjusts the target allocations among the Underlying SEI Funds to ensure that the appropriate mix of assets is in place. SIMC also may create new Strategies that reflect significant changes in allocation among the Underlying SEI Funds. Because a significant portion of the assets in the Underlying SEI Funds may be composed of investors in Strategies controlled or influenced by SIMC, this reallocation activity could result in significant purchase or redemption activity in the Underlying SEI Funds. Although reallocations are intended to benefit investors that invest in the Underlying SEI Funds through the Strategies, they could in certain cases have a detrimental effect on the Underlying SEI Funds, including by increasing portfolio turnover (and related transactions costs), disrupting the portfolio management strategy, and causing the Underlying SEI Funds to incur taxable gains, which could, in turn, increase the Funds' costs and expenses. SIMC seeks to manage the impact to the Underlying SEI Funds resulting from reallocations in the Strategies.

Securities Lending — Certain of the Underlying SEI Funds may lend their securities to certain financial institutions in an attempt to earn additional income. An Underlying SEI Fund may lend its portfolio securities to brokers, dealers, and other financial institutions, provided a number of conditions are satisfied, including that the loan is fully collateralized. When an Underlying SEI Fund lends portfolio securities, its investment performance will continue to reflect changes in the value of the securities loaned, and the Underlying SEI Fund will also receive a fee or interest on the collateral. Securities lending involves the risk of loss of rights, including voting rights, in the loaned securities during the term of the loan or delay in recovering loaned securities if the borrower fails to return them or becomes insolvent. An Underlying SEI Fund that lends its securities may pay lending fees to a party arranging the loan.

Short Sales — Short sales are transactions in which an Underlying SEI Fund sells a security it does not own. To complete a short sale, an Underlying SEI Fund must borrow the security to deliver to the buyer. An Underlying SEI Fund is then obligated to replace the borrowed security by purchasing the security at the market price at the time of replacement. This price may be more or less than the price at which the security was sold by an Underlying SEI Fund, and the Underlying SEI Fund will incur a loss if the price of the security sold short increases between the time of the short sale and the time the Underlying SEI Fund replaces the borrowed security. Because a borrowed security could theoretically increase in price without limitation, the loss associated with short selling is potentially unlimited. Prior to replacing the borrowed security, certain Underlying SEI Funds may use the proceeds of a short sale to purchase other securities. In such a case, the value of an Underlying SEI Fund's holdings may exceed the value of the Underlying SEI Fund's net assets, which could cause the Underlying SEI Fund's returns to be more volatile than they would have been if such a strategy was not used. Certain Underlying SEI Funds' investment strategies may involve reinvesting proceeds received from selling securities short, which may effectively create leverage. The risks associated with leveraged investments are further described in the Leverage paragraph above. Pursuant to an Underlying SEI

Fund's particular investment strategy, a Sub-Adviser may have a net short exposure in the portfolio of assets allocated to the Sub-Adviser.

Small and Medium Capitalization Issuers — Investing in equity securities of small and medium capitalization companies often involves greater risk than is customarily associated with investments in larger capitalization companies. This increased risk may be due to the greater business risks of smaller size companies, limited markets and financial resources, narrow product lines and the frequent lack of depth of management. Stock prices of smaller companies may be based in substantial part on future expectations rather than current achievements. The securities of smaller companies are often traded over-the-counter and, even if listed on a national securities exchange, may not be traded in volumes typical for that exchange. Consequently, the securities of smaller companies may be less liquid, may have limited market stability and may be subject to more severe, abrupt or erratic market movements than securities of larger, more established companies or the market averages in general. Further, smaller companies may have less publicly available information and, when available, it may be inaccurate or incomplete.

Swap Agreements — Swaps are agreements whereby two parties agree to exchange payment streams calculated by reference to an underlying asset, such as a rate, index, instrument or securities. Swaps typically involve credit risk, market risk, liquidity risk, funding risk, operational risk, legal and documentation risk, counterparty risk, regulatory risk and/or tax risk. Interest rate swaps involve one party, in return for a premium, agreeing to make payments to another party to the extent that interest rates exceed or fall below a specified rate (a "cap" or "floor," respectively). Swap agreements involve the risk that the party with whom an Underlying SEI Fund has entered into the swap will default on its obligation to pay the Underlying SEI Fund and the risk that the Underlying SEI Fund will not be able to meet its obligations to the other party to the agreement.

Total return swaps are contracts that obligate a party to pay interest in exchange for payment by the other party of the total return generated by a security, a basket of securities, an index or an index component. Total return swaps give an Underlying SEI Fund the right to receive the appreciation in the value of a specified security, index or other instrument in return for a fee paid to the counterparty, which will typically be an agreed upon interest rate. If the underlying asset in a total return swap declines in value over the term of the swap, the Underlying SEI Fund may also be required to pay the dollar value of that decline to the counterparty. Fully funded total return swaps have economic and risk characteristics similar to credit-linked notes, which are described above. Fully funded equity swaps have economic and risk characteristics similar to participation notes (P-Notes).

A credit default swap enables an Underlying SEI Fund to buy or sell protection against a defined credit event of an issuer or a basket of securities.

The buyer of a credit default swap is generally obligated to pay the seller a periodic stream of payments over the term of the contract in return for a contingent payment upon the occurrence of a credit event with respect to an underlying reference obligation. If an Underlying SEI Fund is a seller of protection and a credit event occurs (as defined under the terms of that particular swap agreement), the Underlying SEI Fund will generally either: (i) pay to the buyer an amount equal to the notional amount of the swap and take delivery of the referenced obligation, other deliverable obligations or underlying securities comprising a referenced index; or (ii) pay a net settlement amount in the form of cash or securities equal to the notional amount of the swap less the recovery value of the referenced obligation or underlying securities comprising a referenced index. If an Underlying SEI Fund is a buyer of protection and a credit event occurs (as defined under the terms of that particular swap agreement), the Underlying SEI Fund will either: (i) receive from the

seller of protection an amount equal to the notional amount of the swap and deliver the referenced obligation, other deliverable obligations or underlying securities comprising the referenced index; or (ii) receive a net settlement amount in the form of cash or securities equal to the notional amount of the swap less the recovery value of the referenced obligation or underlying securities comprising the referenced index. Recovery values are calculated by market makers considering either industry standard recovery rates or entity specific factors and other considerations until a credit event occurs. If a credit event has occurred, the recovery value is generally determined by a facilitated auction whereby a minimum number of allowable broker bids, together with a specified valuation method, are used to calculate the settlement value.

Credit default swaps involve special risks in addition to those mentioned above because they are difficult to value, are highly susceptible to liquidity and credit risk, and generally pay a return to the party that has paid the premium only in the event of an actual default by the issuer of the underlying obligation (as opposed to a credit downgrade or other indication of financial difficulty). Like a long or short position in a physical security, credit default swaps are subject to the same factors that cause changes in the market value of the underlying asset.

The Dodd-Frank Act, which was signed into law on July 21, 2010, established a comprehensive new regulatory framework for swaps and security-based swaps. Key Dodd-Frank Act provisions relating to swaps and security-based swaps require rulemaking by the Securities and Exchange Commission (SEC) and the Commodity Futures Trading Commission (CFTC), not all of which have been completed as of the date of this prospectus. Prior to the Dodd-Frank Act, the swaps and security-based swaps transactions generally occurred on a bilateral basis in the over-the-counter (OTC) market (so-called “bilateral OTC transactions”). Pursuant to the Dodd-Frank Act, some, but not all, swaps and security-based swaps transactions are now required to be centrally cleared and traded on exchanges or electronic trading platforms. Bilateral OTC transactions differ from exchange-traded or cleared swaps and security-based swaps in several respects. Bilateral OTC transactions are transacted directly between counterparties and not through an exchange (although they may be submitted for clearing with a clearing corporation). As bilateral OTC transactions are entered into directly with a counterparty, there is a risk of nonperformance by the counterparty as a result of its insolvency or otherwise. Under certain risk mitigation regulations adopted pursuant to the Dodd-Frank Act (commonly referred to as “Margin Rules”), the Underlying SEI Fund is required to post collateral (known as variation margin) to cover the mark-to-market exposure in respect of its uncleared transactions in swaps and security-based swaps. The Margin Rules also mandate that collateral in the form of initial margin be posted to cover potential future exposure attributable to uncleared transactions in swaps and security-based swaps for certain entities, which may include the Underlying SEI Funds. In addition, clearing agencies may impose separate margin requirements for certain cleared transactions in swaps and security-based swaps.

Taxation — Certain of the Underlying SEI Funds are managed to minimize tax consequences to investors, but will likely earn taxable income and gains from time to time.

Certain Underlying SEI Funds may gain most of their exposure to the commodities markets through their investments in their own Subsidiaries, which invest directly in commodities and in equity-linked securities and commodity-linked derivative instruments, including options, futures contracts, swaps, options on futures contracts and commodity-linked structured notes (each, a “Commodity Fund” and, collectively, the “Commodity Funds”). Each Commodity Fund may invest up to 25% of its total assets in its respective Subsidiary. In order for a Commodity Fund to qualify as a RIC under Subchapter M of the Code, the Commodity Fund must, among other requirements described in the SAI, derive at least 90% of its gross income each taxable year from qualifying income (the “Qualifying Income Test” which is described in more

detail in the SAI). To the extent a Commodity Fund invests in such instruments directly, the Commodity Fund will seek to restrict the resulting income from such instruments so that, when combined with its other non-qualifying income, each such Commodity Fund's non-qualifying income is less than 10% of its gross income. However, a Commodity Fund may generate more non-qualifying income than anticipated, may not be able to generate qualifying income in a particular taxable year at levels sufficient to meet the Qualifying Income Test, or may not be able to accurately predict the non-qualifying income from these investments. Accordingly, the extent to which a Commodity Fund invests in commodities or commodity-linked derivative instruments directly may be limited by the Qualifying Income Test, which such Commodity Fund must continue to satisfy to maintain its status as a RIC. Failure to comply with the Qualifying Income Test could negatively affect a shareholder's return from a Fund. Under certain circumstances, a Commodity Fund may be able to cure a failure to meet the Qualifying Income Test, but in order to do so the Commodity Fund may incur significant taxes, which would effectively reduce (and could eliminate) the Commodity Fund's returns. Failure of a Commodity Fund to qualify as a RIC could also in turn affect the applicable Fund's ability to qualify as a RIC.

The Commodity Funds' investments in their respective Subsidiary is expected to provide the Commodity Funds with exposure to the commodities markets within the limitations of the federal tax requirements of Subchapter M of the Code for qualification as a RIC. The "Subpart F" income (defined in Section 951 of the Code to include passive income, including from commodity-linked derivatives) of the Commodity Funds attributable to their investments in a Subsidiary is "qualifying income" to the Commodity Funds to the extent that such income is derived with respect to such Commodity Fund's business of investing in stock, securities or currencies. Each Commodity Fund expects its "Subpart F" income attributable to its investment in its Subsidiary to be derived with respect to the Commodity Fund's business of investing in stock, securities or currencies and to be treated as "qualifying income". The Adviser will carefully monitor the Commodity Funds' investments in their respective Subsidiary to ensure that no more than 25% of a Commodity Fund's assets are invested in its Subsidiary.

U.S. Government Securities — Certain of the Underlying SEI Funds invest in U.S. Government securities. U.S. Government securities are obligations of, or guaranteed by, the U.S. Government, its agencies or government-sponsored entities. U.S. Government securities include issues by non-governmental entities (such as financial institutions) that carry direct guarantees from U.S. Government agencies as part of government initiatives in response to a market crisis or otherwise. Although the U.S. Government guarantees principal and interest payments on securities issued by the U.S. Government and some of its agencies, such as securities issued by the Government National Mortgage Association, this guarantee does not apply to losses resulting from declines in the market value of these securities. U.S. Government securities include zero coupon securities that make payments of interest and principal only upon maturity, which tend to be subject to greater volatility than interest bearing securities with comparable maturities. Some of the U.S. Government securities that an Underlying SEI Fund may hold are not guaranteed or backed by the full faith and credit of the U.S. Government, such as those issued by the Federal National Mortgage Association and the Federal Home Loan Mortgage Corporation. The maximum potential liability of the issuers of some U.S. Government securities may greatly exceed their current resources, including any legal right to support from the U.S. Government. Although U.S. Government securities are considered to be among the safest investments, they are still subject to the credit risk of the U.S. Government and are not guaranteed against price movements due to changing interest rates.

Warrants — Certain of the Underlying SEI Funds may invest in warrants. The holder of a warrant has the right to purchase a given number of shares of a particular issuer at a specified price until expiration of the warrant.

Such investments can provide a greater potential for profit or loss than an equivalent investment in the underlying security. Prices of warrants do not necessarily move in tandem with the prices of the underlying securities and are speculative investments. Warrants pay no dividends and confer no rights other than a purchase option. If a warrant is not exercised by the date of its expiration, an Underlying SEI Fund will lose its entire investment in such warrant.

GLOBAL ASSET ALLOCATION

The Funds, the Underlying SEI Funds and other funds managed by SIMC are used within Strategies that SIMC constructs and maintains for certain clients (Strategy Clients). The Funds and the Underlying SEI Funds are designed in part to implement those Strategies. The degree to which a Strategy Client's portfolio is invested in the particular market segments and/or asset classes represented by the Funds, the Underlying SEI Funds and other funds varies. SIMC believes that an investment in a portfolio of funds representing a range of asset classes as part of a Strategy may reduce the Strategy's overall level of volatility.

Within the Strategies, SIMC periodically adjusts the target allocations among the Underlying SEI Funds and other funds to ensure that the appropriate mix of assets is in place. SIMC also may create new Strategies that reflect significant changes in allocation among the Underlying SEI Funds and other funds. Because a significant portion of the assets in the Underlying SEI Funds and other funds may be attributable to investors in Strategies controlled or influenced by SIMC, this reallocation activity could result in significant purchase or redemption activity in the Underlying SEI Funds. Although reallocations are intended to benefit investors that invest in the Underlying SEI Funds through the Strategies, they could, in certain cases, have a detrimental effect on an Underlying SEI Fund and, indirectly, on a Fund. Such detrimental effects could include: transaction costs, capital gains and other expenses resulting from an increase in portfolio turnover; and disruptions to the portfolio management strategy, such as foregone investment opportunities or the inopportune sale of securities to facilitate redemptions.

Strategy Allocation Funds: Each of the Defensive Strategy Allocation, Conservative Strategy Allocation, Moderate Strategy Allocation, Core Market Strategy Allocation and Market Growth Strategy Allocation Funds (each, a Strategy Allocation Fund and, together, the Strategy Allocation Funds) is designed to be a component of a broader tax-managed investment strategy (a GoalLink Strategy). The Strategy Allocation Funds are not designed to be a complete investment program. Shareholders who participate in a GoalLink Strategy allocate their overall investment portfolio among investments in a Strategy Allocation Fund and in one or more SEI funds that invest principally in municipal bonds, based on model strategies developed by SIMC and selected by the shareholder in consultation with his or her investment adviser. Therefore, the Strategy Allocation Funds are not recommended for investment by persons who do not choose to participate in a GoalLink Strategy.

MORE INFORMATION ABOUT THE FUNDS' BENCHMARK INDEXES

The following information describes the various indexes referred to under the heading "Performance Information" in each of the Fund Summary sections of this prospectus.

The Bloomberg 1-3 Month Treasury Bill Index measures the performance of public obligations of the U.S. Treasury that have a remaining maturity of greater than or equal to 1 month and less than 3 months.

The Bloomberg 1-3 Year U.S. Government/Credit Index includes all medium and larger issues of U.S. government, investment-grade corporate, and investment-grade international dollar-denominated bonds that have maturities of between 1 and 3 years and are publicly issued.

The Bloomberg U.S. Aggregate Bond Index is a widely-recognized, market-weighted (higher market value bonds have more influence than lower market value bonds) index of U.S. Government obligations, corporate debt securities and AAA rated mortgage-backed securities. All securities in the index are rated investment grade (BBB-) or higher, with maturities of at least 1 year.

The ICE BofA U.S. High Yield Constrained Index is an unmanaged, trader-priced portfolio constructed to mirror the public high yield debt market. The ICE BofA U.S. High Yield Constrained Index is priced daily and revisions are effected monthly. The ICE BofA U.S. High Yield Constrained Index reflects the reinvestment of dividends.

The ICE BofA U.S. 3-Month Treasury Bill Index measures total return on cash, including price and interest income, based on short-term government Treasury Bills of about 90-day maturity.

The MSCI All Country World Ex-U.S. Net Index is an unmanaged capitalization-weighted index composed of companies representative of both developed and emerging markets, excluding the U.S.

The MSCI EAFE (Europe, Australasia, Far East) Index is a widely-recognized, capitalization-weighted (companies with larger market capitalizations have more influence than those with smaller capitalizations) index of developed market countries in Europe, Australasia and the Far East.

The Russell 3000 Index measures the performance of the largest 3,000 U.S. companies representing approximately 98% of the investable U.S. equity market. The Russell 3000 Index is constructed to provide a comprehensive, unbiased and stable barometer of the broad market and is completely reconstituted annually to ensure new and growing equities are reflected.

The S&P 500 Index consists of 500 companies from a diverse range of industries. Contrary to a popular misconception, the S&P 500 Index is not a simple list of the largest 500 companies by market capitalization or by revenues. Rather, it is 500 of the most widely held U.S.-based common stocks, chosen by the S&P 500 Index's index committee for market size, liquidity and sector representation. "Leading companies in leading industries" is the guiding principal for S&P 500 inclusion. A small number of international companies that are widely traded in the U.S. are included, but the S&P 500 Index's index committee has announced that only U.S.-based companies will be added in the future.

INVESTMENT ADVISER

SIMC, an SEC registered investment adviser located at One Freedom Valley Drive, Oaks, Pennsylvania 19456, serves as the investment adviser to the Funds. As of March 31, 2024, SIMC had approximately \$197.57 billion in assets under management.

The Funds are managed by SIMC who seeks to achieve each Fund's investment objective and strategy by allocating the Fund's assets among the Underlying SEI Funds. Asset allocation is the division of a portfolio's assets such that the portfolio's risk exposures and return potential are consistent with the investment objective of the portfolio. SIMC constructs a portfolio based on its analysis of risk, return, and correlations as they relate to specific asset classes. SIMC recognizes that capital markets change over time, causing adjustments in correlations between asset classes and in expectations for risk and return. As a result, an asset class that might have historically provided diversification may no longer offer the same benefits today. Accordingly, SIMC's assumptions about the behavior of asset classes, and consequently, the asset allocation of portfolios are adjusted to reflect these shifts. The Funds are managed by three investment professionals, as identified below.

Bryan Hoffman is the Global Head of Advice and Asset Allocation within the Investment Management Unit. He oversees a team responsible for asset allocation within SEI's institutional and retail client portfolios

across the globe. His group also exercises responsibility for capital market assumptions (risks, returns, and correlations), asset class and yield curve simulations, custom client portfolio management, and total portfolio messaging and education. Mr. Hoffman previously led SEI's Strategic Asset Allocation Team and, prior to that, managed SEI's process surrounding capital market assumptions and asset class simulations. Mr. Hoffman earned his Bachelor of Business Administration from the University of Notre Dame, with majors in finance and economics and a supplementary major in philosophy. He is a CFA charterholder.

Ryan Marcante leads the Portfolio Strategies Team within the Advice and Asset Allocation group in the Investment Management Unit. The team responsible for constructing long-term policy portfolios that span the risk/return spectrum for SEI's global institutional and retail clients. In addition, Mr. Marcante sits on the Active Asset Allocation Committee, which is responsible for researching and implementing active allocation decisions. Prior to his current role, he served as an Analyst on the Hedge Fund Research team at SEI where he analyzed different existing and prospective hedge funds to be included in SEI's alternatives program. Mr. Marcante started his career at SEI in the Private Banking Unit implementing compliance and reporting solutions for existing and new clients. Mr. Marcante received degrees in Finance and Economics from Lehigh University is a CFA charterholder and a CFP® professional.

The Underlying SEI Funds are managed by SIMC and one or more sub-advisers (each a Sub-Adviser and together, the Sub-Advisers). SIMC acts as a "manager of managers" of the Underlying SEI Funds and, subject to the oversight of the Board of Trustees (Board) of the SEI Asset Allocation Trust (Trust), is responsible for:

- researching and recommending to the Board, the hiring, termination and replacement of Sub-Advisers;
- allocating, on a continuous basis, assets of an Underlying SEI Fund among the Sub-Advisers (to the extent an Underlying SEI Fund has more than one sub-adviser);
- monitoring and evaluating each Sub-Adviser's performance;
- overseeing the Sub-Advisers to ensure compliance with the Underlying SEI Funds' investment objectives, policies and restrictions; and
- monitoring each Sub-Adviser's adherence to its investment style.

SIMC acts as manager of managers for the Underlying SEI Funds pursuant to an exemptive order obtained from the SEC. The exemptive order permits SIMC, with the approval of the Board, to retain unaffiliated sub-advisers for the Underlying SEI Funds without submitting the sub-advisory agreements to a vote of the applicable Underlying SEI Funds' shareholders. Among other things, the exemptive order permits the non-disclosure of amounts payable by SIMC under a particular sub-advisory agreement, but instead requires SIMC to disclose the aggregate amount of sub-advisory fees paid by SIMC with respect to each Underlying SEI Fund. **As a manager of managers with respect to the Underlying SEI Funds, SIMC is ultimately responsible for the investment performance of the Underlying SEI Funds.** The Board supervises SIMC and the Sub-Advisers and establishes policies that they must follow in their management activities.

In accordance with a separate exemptive order that the Trust and SIMC have obtained from the SEC, the Board may approve a new sub-advisory agreement or a material amendment to an existing sub-advisory agreement at a meeting that is not in person, subject to certain conditions, including that the Trustees are able to participate in the meeting using a means of communication that allows them to hear each other simultaneously during the meeting.

For the fiscal year ended March 31, 2024, SIMC received investment advisory fees, as a percentage of each Fund's average daily net assets, at the following annual rates:

Defensive Strategy Fund	0.10%
Defensive Strategy Allocation Fund	0.10%
Conservative Strategy Fund	0.10%
Conservative Strategy Allocation Fund	0.10%
Moderate Strategy Fund	0.10%
Moderate Strategy Allocation Fund	0.10%
Aggressive Strategy Fund	0.10%
Tax-Managed Aggressive Strategy Fund	0.10%
Core Market Strategy Fund	0.10%
Core Market Strategy Allocation Fund	0.10%
Market Growth Strategy Fund	0.10%
Market Growth Strategy Allocation Fund	0.10%

A discussion regarding the basis for the Board's approval of the Funds' investment advisory agreement is available in the Funds' Annual Report, which covers the period from April 1, 2023 to March 31, 2024.

SIMC has registered with the National Futures Association as a "commodity pool operator" under the Commodities Exchange Act (CEA) with respect to certain products not included in this prospectus. SIMC has claimed, on behalf of each Fund in accordance with CFTC Regulation 4.5 and other relevant rules, regulations and no-action relief an exclusion from the definition of the term "commodity pool operator" under the CEA. SIMC is therefore not subject to regulation as a pool operator under the CEA with regard to the operation of the Funds.

The SAI provides additional information about the portfolio managers' compensation, other accounts they manage and their ownership, if any, of Fund shares.

Information About Fee Waivers

The Funds' actual total annual Fund operating expenses (which reflect the estimated amount of expenses borne indirectly by the Funds as a result of their investment in the Underlying SEI Funds) for the most recent fiscal year are expected to differ from the amounts shown in the Annual Fund Operating Expenses tables in the Fund Summary sections because the Adviser, the Funds' administrator and/or the Funds' distributor voluntarily waived and/or reimbursed a portion of their fees in order to keep total direct annual Fund operating expenses (exclusive of interest from borrowings, brokerage commissions, Trustee fees, taxes, costs associated with litigation- or tax-related services and extraordinary expenses not incurred in the ordinary course of the Funds' business) at a specified level. The voluntary waivers of the Adviser, the Funds' administrator and/or the Funds' distributor are limited to the Funds' direct annual Fund operating expenses and, therefore, do not apply to indirect expenses incurred by the Funds, such as AFFE. The Adviser, the Funds' administrator and/or the Funds' distributor may discontinue all or part of these waivers and/or

reimbursements at any time. With these fee waivers, the Funds' actual total annual Fund operating expenses for the most recent fiscal year were as follows:

Fund Name — Class F Shares	Total Annual Fund Operating Expenses (before fee waivers)	Total Annual Fund Operating Expenses (after fee waivers)	Total Annual Fund Operating Expenses (after fee waivers, excluding AFFE)*
Defensive Strategy Fund	1.11%	0.68%	0.21%
Defensive Strategy Allocation Fund	0.93%	0.63%	0.35%
Conservative Strategy Fund	1.20%	0.81%	0.26%
Conservative Strategy Allocation Fund	1.24%	0.94%	0.35%
Moderate Strategy Fund	1.31%	0.98%	0.31%
Moderate Strategy Allocation Fund	1.24%	0.95%	0.35%
Aggressive Strategy Fund	1.36%	1.06%	0.35%
Tax-Managed Aggressive Strategy Fund	1.39%	1.09%	0.35%
Core Market Strategy Fund	1.40%	1.10%	0.35%
Core Market Strategy Allocation Fund	1.38%	1.09%	0.35%
Market Growth Strategy Fund	1.43%	1.13%	0.35%
Market Growth Strategy Allocation Fund	1.38%	1.09%	0.35%

* AFFE reflects the estimated amount of fees and expenses that were incurred indirectly by a Fund through its investments in the Underlying SEI Funds, other investment companies or ETPs during the most recent fiscal year. Actual AFFE indirectly borne by a Fund will vary with changes in the allocation of the Fund's assets among the Underlying SEI Funds, other investment companies or ETPs and with other events that directly affect the operating expenses of the Underlying SEI Funds, other investment companies or ETPs.

PURCHASING, EXCHANGING AND SELLING FUND SHARES

This section tells you how to purchase, exchange and sell (sometimes called “redeem”) Class F Shares of the Funds. Please note that prior to January 31, 2017, Class F Shares were known as Class A Shares. The Funds offer Class F Shares only to financial institutions and intermediaries for their own or their customers' accounts.

For information on how to open an account and set up procedures for placing transactions, call 1-800-DIAL-SEI.

HOW TO PURCHASE FUND SHARES

The minimum initial investment for Class F Shares is \$100,000, with minimum subsequent investments of \$1,000. A Fund may accept investments of smaller amounts at its discretion. Fund shares may be purchased on any Business Day.

Authorized financial institutions and intermediaries may purchase, sell or exchange Class F Shares by placing orders with the Transfer Agent or the Funds' authorized agent. Authorized financial institutions and intermediaries that use certain SEI or third party systems may place orders electronically through those systems. Authorized financial institutions and intermediaries may also place orders by calling 1-800-858-7233. Generally, cash investments must be transmitted or delivered in federal funds to the Funds' wire agent by the close of business on the day after the order is placed. However, in certain circumstances the Funds, at their discretion, may allow purchases to settle (*i.e.*, receive final payment) at a later date in

accordance with the Funds' procedures and applicable law. The Funds reserve the right to refuse any purchase requests, particularly those that the Funds reasonably believe may not be in the best interest of the Funds or their shareholders and could adversely affect the Funds or their operations. This includes those from any individual or group who, in a Fund's view, is likely to engage in excessive trading (usually defined as four or more "round trips" in a Fund in any twelve-month period). For more information regarding the Funds' policies and procedures related to excessive trading, please see "Frequent Purchases and Redemptions of Fund Shares" below.

You may be eligible to purchase other classes of shares of a Fund. However, you may only purchase a class of shares that your financial institution or intermediary sells or services. Your financial institution representative or intermediary can tell you which class of shares is available to you.

Each Fund calculates its NAV per share once each Business Day as of the close of normal trading on the NYSE (normally, 4:00 p.m. Eastern Time). So, for you to receive the current Business Day's NAV per share, generally the Funds (or an authorized agent) must receive your purchase order in proper form before 4:00 p.m. Eastern Time. A Fund will not accept orders that request a particular day or price for the transaction or any other special conditions.

When you purchase, sell or exchange Fund shares through certain financial institutions, you may have to transmit your purchase, sale and exchange requests to these financial institutions at an earlier time for your transaction to become effective that day. This allows these financial institutions time to process your requests and transmit them to the Funds.

Certain other intermediaries, including certain broker-dealers and shareholder organizations, are authorized to accept purchase, redemption and exchange requests for Fund shares. These requests are executed at the next determined NAV per share after the intermediary receives the request if transmitted to the Funds in accordance with the Funds' procedures and applicable law. These authorized intermediaries are responsible for transmitting requests and delivering funds on a timely basis.

You will have to follow the procedures of your financial institution or intermediary for transacting with the Funds. You may be charged a fee for purchasing and/or redeeming Fund shares by your financial institution or intermediary.

Pricing of Fund Shares

NAV for one Fund share is the value of that share's portion of the net assets of the Fund. In calculating NAV, a Fund generally values shares of the Underlying SEI Funds (other than the ETFs) at their NAV and the remainder of its investment portfolio (including the Underlying SEI Funds that are ETFs) at market price. You may obtain the current NAV of the Fund by calling 1-800-DIAL-SEI.

If a market quotation is readily available for a Fund investment, then it is valued by the Funds' administrator at current market value in accordance with the Funds' Pricing and Valuation Procedures. The Trust's Board of Trustees has designated SIMC as the Valuation Designee for the Funds pursuant to Rule 2a-5 under the 1940 Act (the "Rule"). The Valuation Designee has the responsibility for the fair value determination with respect to all Fund investments that do not have readily available market quotations or quotations that are no longer reliable. SIMC, in furtherance of the Board's designation, has appointed a committee of SIMC persons to function as the Valuation Designee (the "Committee") and has established a Valuation and Pricing Policy to implement the Rule and the Funds' Valuation and Pricing Policy (together with SIMC's Valuation

and Pricing Policy, the “Fair Value Procedures”). The Committee also applies the Fair Value Procedures to the investment portfolios of the Underlying SEI Funds to determine their NAVs.

As discussed in detail below, the Committee will typically first seek to fair value investments with valuations received from an independent, third-party pricing agent (a “Pricing Service”). If such valuations are not available or are unreliable, the Committee will seek to obtain a bid price from at least one independent broker or dealer. If a broker or dealer quote is unavailable, the Committee will convene, subject to the Fair Value Procedures, to establish a fair value for the fair value investments.

When valuing portfolio securities, the Funds and the Underlying SEI Funds value securities listed on a securities exchange, market or automated quotation system for which quotations are readily available (other than securities traded on National Association of Securities Dealers Automated Quotations (NASDAQ) or as otherwise noted below), including securities traded over the counter, at the last quoted sale price on the primary exchange or market (foreign or domestic) on which the securities are traded or, if there is no such reported sale, at the most recent quoted bid price. The Funds and the Underlying SEI Funds value securities traded on NASDAQ at the NASDAQ Official Closing Price.

Redeemable securities issued by open-end investment companies are valued at the investment company’s applicable NAV per share, with the exception of ETFs, which are priced as equity securities. These open-end investment company shares are offered in separate prospectuses, each of which describes the process by which the applicable investment company’s NAV is determined. The prices of foreign securities are reported in local currency and converted to U.S. dollars using currency exchange rates.

Options are valued at the last quoted sales price. If there is no such reported sale on the valuation date, long positions are valued at the most recent bid price, and short positions are valued at the most recent ask price as provided by a Pricing Service.

Futures and swaps cleared through a central clearing house (centrally cleared swaps) are valued at the settlement price established each day by the board of exchange on which they are traded. The daily settlement prices for financial futures and centrally cleared swaps are provided by a Pricing Service. On days when there is excessive volume, market volatility or the future or centrally cleared swap does not end trading by the time the applicable Underlying SEI Fund calculates its NAV, the settlement price may not be available at the time at which a fund calculates its NAV. On such days, the best available price (which is typically the last sales price) may be used to value the Underlying SEI Fund’s futures or centrally cleared swaps position.

If a security’s price cannot be obtained, as noted above, or in the case of equity tranches of CLOs or CDOs, the applicable Fund or Underlying SEI Fund will be valued using a bid price from at least one independent broker. If such prices are not readily available, are determined to be unreliable or cannot be valued using the methodologies described above, the Committee will fair value the security using the Fair Value Procedures, as described below.

If available, debt securities, swaps (which are not centrally cleared), bank loans or debt tranches of CLOs/CDOs, such as those held by the Funds or Underlying SEI Funds, are priced based upon valuations provided by a Pricing Service. Such values generally reflect the last reported sales price if the security is actively traded. The Pricing Service may also value debt securities at an evaluated bid price by employing methodologies that utilize actual market transactions, broker-supplied valuations or other methodologies designed to identify the market value for such securities.

On the first day a new debt security purchase is recorded, if a price is not available from a Pricing Service or an independent broker, the security may be valued at its purchase price. Each day thereafter, the debt

security will be valued according to the Fair Value Procedures until an independent source can be secured. Securities held by a Fund with remaining maturities of 60 days or less will be valued at their amortized cost. Should existing credit, liquidity or interest rate conditions in the relevant markets and issuer specific circumstances suggest that amortized cost does not approximate fair value, then the security will be valued by an independent broker quote or fair valued by the Committee.

Foreign currency forward contracts are valued at the current day's interpolated foreign exchange rate, as calculated using forward rates provided by a Pricing Service.

The Committee and Fund's administrator, as applicable, reasonably believe that prices provided by Pricing Services are reliable. However, there can be no assurance that such Pricing Service's prices will be reliable. The Committee, who is responsible for making fair value determinations with respect to the Funds' portfolio securities, will, with assistance from the applicable Sub-Adviser, continuously monitor the reliability of readily available market quotations obtained from any Pricing Service and shall promptly notify the Funds' administrator if the Committee reasonably believes that a Pricing Service is no longer a reliable source of readily available market quotations. The Funds' administrator, in turn, will notify the Committee if it reasonably believes that a Pricing Service is no longer a reliable source for readily available market quotations.

The Fair Value Procedures provide that any change in a primary Pricing Service or a pricing methodology for investments with readily available market quotations requires prior approval by the Board. However, when the change would not materially affect the valuation of a Fund's net assets or involve a material departure in pricing methodology from that of the Fund's existing Pricing Service or pricing methodology, ratification may be obtained at the next regularly scheduled meeting of the Board. A change in a Pricing Service or a material change in a pricing methodology for investments with no readily available market quotations will be reported to the Board by the Committee in accordance with certain requirements.

Securities for which market prices are not "readily available" are valued in accordance with Rule 2a-5 and the Fair Value Procedures.

The Committee must monitor for circumstances that may necessitate that a security be valued using Fair Value Procedures, which can include: (i) the security's trading has been halted or suspended, (ii) the security has been de-listed from a national exchange, (iii) the security's primary trading market is temporarily closed at a time when under normal conditions it would be open, (iv) the security has not been traded for an extended period of time, (v) the security's primary pricing source is not able or willing to provide a price, (vi) trading of the security is subject to local government-imposed restrictions, or (vii) a significant event (as defined below). When a security is valued in accordance with the Fair Value Procedures, the Committee will determine the value after taking into consideration relevant information reasonably available to the Committee. Examples of factors the Committee may consider include: (i) the type of security or asset, (ii) the last trade price, (iii) evaluation of the forces that influence the market in which the security is purchased and sold, (iv) the liquidity of the security, (v) the size of the holding in a Fund or (vi) any other appropriate information.

The Committee is responsible for selecting and applying, in a consistent manner, the appropriate methodologies for determining and calculating the fair value of holdings of the Funds, including specifying the key inputs and assumptions specific to each asset class or holding.

The determination of a security's fair value price often involves the consideration of a number of subjective factors and is therefore subject to the unavoidable risk that the value assigned to a security may be higher or

lower than the security's value would be if a reliable market quotation for the security was readily available. The respective prospectuses for the Underlying SEI Funds in which the Funds invest explain the circumstances in which those Underlying SEI Funds will use fair value pricing and the effects of fair value pricing.

With respect to any investments in foreign securities, the Funds and the Underlying SEI Funds use a third-party fair valuation vendor, which provides a fair value for such foreign securities based on certain factors and methodologies (generally involving tracking valuation correlations between the U.S. market and each foreign security). Values from the vendor are applied in the event that there is a movement in the U.S. market that exceeds a specific threshold that has been established by the Committee. The Committee has also established a "confidence interval," which is used to determine the level of historical correlation between the value of a specific foreign security and movements in the U.S. market before a particular security will be fair-valued when the threshold is exceeded. In the event that the threshold established by the Committee is exceeded on a specific day, the Funds shall value the foreign securities in their portfolios that exceed the applicable "confidence interval" based upon the adjusted prices provided by the vendor. Additionally, if a local market in which the Funds or Underlying SEI Funds own securities is closed for one or more days (scheduled or unscheduled) while a Fund or Underlying SEI Fund is open, and if such securities in a Fund's portfolio exceed the predetermined confidence interval discussed above, then such Fund shall value such securities based on the fair value prices provided by the vendor.

For securities that principally trade on a foreign market or exchange, a significant gap in time can exist between the time of a particular security's last trade and the time at which a Fund or an Underlying SEI Fund calculates its NAV. The readily available market quotations of such securities may no longer reflect their market value at the time a Fund or an Underlying SEI Fund calculates NAV if an event that could materially affect the value of those securities (a Significant Event) has occurred between the time of the security's last close and the time that the Fund or an Underlying SEI Fund calculates NAV thereby rendering the readily available market quotations as unreliable. A Fund or Underlying SEI Fund may invest in securities that are primarily listed on foreign exchanges that trade on weekends or other days when the Fund does not price its shares. As a result, the NAV of a Fund's or Underlying SEI Fund's shares may change on days when shareholders will not be able to purchase or redeem Fund shares. A Significant Event may relate to a single issuer or to an entire market sector.

The Committee is primarily responsible for the obligation to monitor for Significant Events as part of the Committee's ongoing responsibility to determine whether a Fund or an Underlying SEI Fund's investment is required to be fair valued (*i.e.*, the investment does not have a reliable readily available market quotation). The Committee may consider input from a Fund or Underlying SEI Fund's service providers, including the Funds and Underlying SEI Funds' administrator or a Sub-Adviser if applicable and as appropriate. If the Committee becomes aware of a Significant Event that has occurred with respect to a security or group of securities after the closing of the exchange or market on which the security or securities principally trade, but before the time at which a Fund or an Underlying SEI Fund calculates net asset value, the Committee shall notify the Fund's and Underlying SEI Funds' administrator.

Frequent Purchases and Redemptions of Fund Shares

"Market timing" refers to a pattern of frequent purchases and sales of a Fund's shares, often with the intent of earning arbitrage profits. Market timing of the Funds could harm other shareholders in various ways, including by diluting the value of the shareholders' holdings, increasing Fund transaction costs, disrupting

the portfolio management strategy, causing the Funds to incur unwanted taxable gains and forcing the Funds to hold excess levels of cash.

The Funds are intended to be long-term investment vehicles and are not designed for investors that engage in short-term trading activity (*i.e.*, a purchase of Fund shares followed shortly thereafter by a redemption of such shares, or vice versa, in an effort to take advantage of short-term market movements). Accordingly, the Board has adopted policies and procedures on behalf of the Funds to deter short-term trading. The Transfer Agent will monitor trades in an effort to detect short-term trading activities. If, as a result of this monitoring, a Fund determines, in its sole discretion, that a shareholder has engaged in excessive short-term trading, it will refuse to process future purchases or exchanges into the Fund from that shareholder's account.

A shareholder will be considered to be engaging in excessive short-term trading in a Fund in the following circumstances:

- i. if the shareholder conducts four or more "round trips" in a Fund in any twelve-month period. A round trip involves the purchase of shares of a Fund and subsequent redemption of all or most of those shares. An exchange into and back out of a Fund in this manner is also considered a round trip.
- ii. if a Fund determines, in its sole discretion, that a shareholder's trading activity constitutes excessive short-term trading, regardless of whether such shareholder exceeds the foregoing round trip threshold.

The Funds in their sole discretion also reserve the right to reject any purchase request (including exchange requests) for any reason without notice.

Judgments with respect to implementation of the Funds' policies are made uniformly and in good faith in a manner that the Funds believe is consistent with the best long-term interests of shareholders. When applying the Funds' policies, the Funds may consider (to the extent reasonably available) an investor's trading history in all SEI funds, as well as trading in accounts under common ownership, influence or control, and any other information available to the Funds.

The Funds' monitoring techniques are intended to identify and deter short-term trading in the Funds. However, despite the existence of these monitoring techniques, it is possible that short-term trading may occur in the Funds without being identified. For example, certain investors seeking to engage in short-term trading may be adept at taking steps to hide their identity or activity from the Funds' monitoring techniques. Operational or technical limitations may also limit the Funds' ability to identify short-term trading activity.

The Funds and/or their service providers have entered into agreements with financial intermediaries that require them to provide the Funds and/or their service providers with certain shareholder transaction information to enable the Funds and/or their service providers to review the trading activity in the omnibus accounts maintained by financial intermediaries. The Funds may also delegate trade monitoring to the financial intermediaries. If excessive trading is identified in an omnibus account, the Funds will work with the financial intermediary to prohibit the shareholder from future purchases or exchanges into the Funds.

Certain of the Funds are sold to participant-directed employee benefit plans. The Funds' ability to monitor or restrict trading activity by individual participants in a plan may be constrained by regulatory restrictions or plan policies. In such circumstances, the Funds will take such action, which may include taking no action, as deemed appropriate in light of all the facts and circumstances.

The Funds may amend these policies and procedures in response to changing regulatory requirements or to enhance the effectiveness of the program.

Foreign Investors

The Funds do not generally accept investments by non-U.S. persons. Non-U.S. persons may be permitted to invest in a Fund subject to the satisfaction of enhanced due diligence. Prospective investors should consult their own financial institution or financial intermediary regarding their eligibility to invest in a Fund. The Funds may rely on representations from such financial institutions and financial intermediaries regarding their investor eligibility.

Customer Identification and Verification and Anti-Money Laundering Program

Federal law requires all financial institutions to obtain, verify and record information that identifies each customer who opens an account. Accounts for the Funds are generally opened through other financial institutions or intermediaries. When you open your account through your financial institution or financial intermediary, you will have to provide your name, address, date of birth, identification number and other information that will allow the financial institution or financial intermediary to identify you. When you open an account on behalf of an entity you will have to provide formation documents and identifying information about beneficial owner(s) and controlling parties. This information is subject to verification by the financial institution or financial intermediary to ensure the identity of all persons opening an account.

Your financial institution or financial intermediary is required by law to reject your new account application if the required identifying information is not provided. Your financial institution or financial intermediary may contact you in an attempt to collect any missing information required on the application, and your application may be rejected if they are unable to obtain this information. In certain instances, your financial institution or financial intermediary may be required to collect documents to establish and verify your identity.

The Funds will accept investments and your order will be processed at the next determined NAV after receipt of your application in proper form (which includes receipt of all identifying information required on the application). The Funds, however, reserve the right to close and/or liquidate your account at the then-current day's price if the financial institution or financial intermediary through which you open your account is unable to verify your identity. As a result, you may be subject to a gain or loss on Fund shares, as well as corresponding tax consequences.

Customer identification and verification are part of the Funds' overall obligation to deter money laundering under Federal law. The Funds have adopted an Anti-Money Laundering Compliance Program designed to prevent the Funds from being used for money laundering or the financing of terrorist activities. In this regard, the Funds reserve the right to: (i) refuse, cancel or rescind any purchase or exchange order; (ii) freeze any account and/or suspend account services; or (iii) involuntarily close your account in cases of threatening conduct or suspected fraudulent or illegal activity. These actions will be taken when, in the sole discretion of Fund management, they are deemed to be in the best interest of a Fund or in cases when a Fund is requested or compelled to do so by governmental or law enforcement authority. If your account is closed at the request of governmental or law enforcement authority, you may not receive proceeds of the redemption if a Fund is required to withhold such proceeds.

HOW TO EXCHANGE YOUR FUND SHARES

You may exchange Class F Shares of any Fund for Class F Shares of any other fund of SEI Asset Allocation Trust on any Business Day by placing orders with the Transfer Agent or the Fund's authorized agent. For information about how to exchange Fund shares through your authorized financial institution or

intermediary, you should contact your authorized financial institution or intermediary directly. This exchange privilege may be changed or canceled at any time upon 60 days' notice. When you exchange shares, you are really selling your shares of one Fund and buying shares of another Fund. Therefore, your sale price and purchase price will be based on the next calculated NAV after the Funds receive your exchange request. All exchanges are based on the eligibility requirements of the Fund into which you are exchanging and any other limits on sales of or exchanges into that Fund. Each Fund reserves the right to refuse or limit any exchange order for any reason, including if the transaction is deemed not to be in the best interest of the Fund's other shareholders or possibly disruptive to the management of the Fund. When a purchase or exchange order is rejected, the Fund will send notice to the prospective investor or the prospective investor's financial intermediary.

HOW TO SELL YOUR FUND SHARES

If you own your shares through an account with the Funds, you may sell your shares on any Business Day by following the procedures established when you opened your account or accounts. If you have questions, call 1-800-DIAL-SEI. If you own your shares through an account with a broker or other authorized financial institution or intermediary, contact that broker or authorized financial institution or intermediary directly to sell your shares. Your authorized financial institution or intermediary may charge a fee for its services. The sale price of each share will be the next determined NAV after the Funds receive your request or after the Funds' authorized intermediary receives your request if transmitted to the Funds in accordance with the Funds' procedures and applicable law. For IRAs or other tax-deferred accounts, there are tax penalties for early withdrawal. For more information, see the SAI.

Receiving Your Money

Normally, the Funds will make payment on your redemption request on the Business Day following the day on which they receive your request regardless of the method the Funds use to make such payment, but it may take up to seven days. You may arrange for your proceeds to be wired to your bank account.

Methods Used to Meet Redemption Obligations

The Funds generally pay sale (redemption) proceeds in cash during normal market conditions. To the extent that a Fund does not have sufficient cash holdings for redemption proceeds, it will typically seek to generate such cash through the sale of portfolio assets. The Funds also operate an interfund lending program that enables a Fund to borrow from another Fund on a temporary basis, which, on a less regular basis, may be used to help a Fund satisfy redemptions. Under stressed or unusual conditions that make the payment of cash unwise (and for the protection of the Funds' remaining shareholders), the Funds might pay all or part of your redemption proceeds in liquid securities with a market value equal to the redemption price (redemption in kind). Although it is highly unlikely that your shares would ever be redeemed in kind, you would probably have to pay brokerage costs to sell the securities distributed to you, as well as taxes on any capital gains from the sale as with any redemption and you will bear the investment risk of the distributed securities until the distributed securities are sold. These methods may be used during both normal and stressed market conditions.

Low Balance Redemptions

A Fund (or its delegate) may, in its discretion, and upon reasonable notice, redeem in full a financial institution, intermediary or shareholder that fails to maintain an investment of at least \$1,000 in the Fund.

Suspension of Your Right to Sell Your Shares

The Funds may suspend your right to sell your shares if the NYSE restricts trading, if the SEC declares an emergency or for other reasons, as permitted by the 1940 Act and the rules and regulations promulgated thereunder. More information about such suspension can be found in the SAI.

TELEPHONE TRANSACTIONS

Purchasing, selling and exchanging Fund shares over the telephone is extremely convenient, but not without risk. The Funds have certain safeguards and procedures to confirm the identity of callers and the authenticity of instructions. If the Funds follow these procedures, the Funds will not be responsible for any losses or costs incurred by following telephone instructions that the Funds reasonably believe to be genuine.

Unclaimed Property

Each state has unclaimed property rules that generally provide for escheatment (or transfer) to the state of unclaimed property, including mutual fund shares, under various circumstances. Such circumstances include inactivity (*i.e.*, no owner-initiated contact for a certain period), returned mail (*i.e.*, when mail sent to a shareholder is returned by the post office, or “RPO,” as undeliverable), or a combination of both inactivity and returned mail. More information on unclaimed property and how to maintain an active account is available through your state.

If you are a resident of certain states, you may designate a representative to receive notice of the potential escheatment of your property. The designated representative would not have any rights to your shares. Please contact your financial intermediary for additional information.

DISTRIBUTION OF FUND SHARES

SEI Investments Distribution Co. (SIDCo.) is the distributor of the shares of the Funds.

The Funds are sold primarily through independent registered investment advisers, financial planners, bank trust departments and other financial advisors (Financial Advisors) who provide their clients with advice and services in connection with their investments in the Funds. Many Financial Advisors are also associated with broker-dealer firms. SIMC and its affiliates, at their expense, may pay compensation to these broker-dealers or other financial institutions for marketing, promotional or other services. These payments may be significant to these firms and may create an incentive for the firm or its associated Financial Advisors to recommend or offer shares of the Funds to its customers rather than other funds or investment products. These payments are made by SIMC and its affiliates out of their past profits or other available resources. SIMC and its affiliates may also provide other products and services to Financial Advisors. For additional information, please see the SAI. You also can ask your Financial Advisor about any payments it receives from SIMC and its affiliates, as well as about fees it charges.

SERVICE OF FUND SHARES

The Funds have adopted a shareholder services plan (the Service Plan) with respect to Class F Shares that allows such shares to pay service providers a fee in connection with the ongoing servicing of shareholder accounts owning such shares at an annual rate of up to 0.25% of average daily net assets of the Class F Shares. An Underlying SEI Fund may also charge a shareholder servicing fee pursuant to a shareholder services plan, and such fee may also be used to compensate service providers for shareholder services with respect to Class F Shares of the Funds. Each Fund will waive its shareholder servicing fee to the extent that

the Fund's shareholder servicing fee, when aggregated with any shareholder servicing fee charged by an Underlying SEI Fund, exceeds applicable regulatory limits.

The Service Plan provides that shareholder service fees on Class F Shares will be paid to SIDCo., which may then be used by SIDCo. to compensate financial intermediaries for providing shareholder services with respect to Class F Shares.

DISCLOSURE OF PORTFOLIO HOLDINGS INFORMATION

The Funds' and the Underlying SEI Funds' portfolio holdings can be obtained on the Internet at the following address: <http://www.seic.com/holdings> (the Portfolio Holdings Website). Five calendar days after each month end, a list of all portfolio holdings in each Fund and its Underlying SEI Funds as of the end of such month shall be made available on the Portfolio Holdings Website. Beginning on the day after any portfolio holdings information is posted on the Portfolio Holdings Website, such information will be delivered directly to any person who requests it, through electronic or other means. The portfolio holdings information placed on the Portfolio Holdings Website shall remain there until the fifth calendar day of the thirteenth month after the date to which the data relates, at which time it will be permanently removed from the site.

Additional information regarding the information disclosed on the Portfolio Holdings website and the Funds' policies and procedures on the disclosure of portfolio holdings information is available in the SAI.

DIVIDENDS, DISTRIBUTIONS AND TAXES

Dividends and Distributions

Substantially all of the net investment income (exclusive of capital gains) of each Fund is periodically declared and paid as a dividend. Capital gains, if any, are distributed at least annually. If you own Fund shares on a Fund's record date, you will be entitled to receive the distribution.

You will receive dividends and distributions in the form of additional Fund shares unless you elect to receive payment in cash. To elect cash payment, the Funds must be notified in writing prior to the date of the distribution. Your election will be effective for dividends and distributions paid after the Funds receive your written notice. To cancel your election, simply send the Funds written notice.

Taxes

Please consult your tax advisor regarding your specific questions about federal, state and local income taxes. Below, the Funds have summarized certain important U.S. federal income tax issues that affect the Funds and their shareholders. This summary is based on current tax laws, which may change.

This summary does not apply to shares held in individual retirement accounts or other tax-qualified plans, which are generally not subject to current taxation. Transactions relating to shares held in such accounts may, however, be taxable at some time in the future. You should consult your tax advisor regarding the rules governing your own retirement plan or tax-qualified plan.

Each Fund has elected and intends to qualify each year for treatment as a RIC. If it meets certain minimum distribution requirements, a RIC is not subject to tax at the fund level on income and gains from investments that are timely distributed to shareholders. However, a Fund's failure to qualify as a RIC or to meet minimum distribution requirements would result (if certain relief provisions were not available) in fund-level taxation and, consequently, a reduction in income available for distribution to shareholders.

Each Fund intends to distribute substantially all of its net investment income and its net realized capital gains, if any, at least annually. The dividends and distributions you receive may be subject to federal, state and local taxation, depending upon your tax situation. Distributions you receive from a Fund may be taxable whether you receive them in cash or you reinvest them. Income distributions are generally taxable at ordinary income tax rates, except to the extent they are reported as qualified dividend income. Dividends that are reported by a Fund as qualified dividend income are eligible for the reduced current maximum rate for individuals of 20% (lower rates apply to individuals in lower tax brackets) to the extent that the Fund receives qualified dividend income and certain holding period requirements are met by you and by the Fund. Distributions that a Fund receives from an underlying fund taxable as a RIC or from a REIT will be treated as qualified dividend income only to the extent so designated by such underlying fund or REIT. Qualified dividend income is, in general, dividends from domestic corporations and from certain foreign corporations (*e.g.*, foreign corporations incorporated in a possession of the United States or in certain countries with a comprehensive tax treaty with the United States, or the stock of which is readily tradable on an established securities market in the United States). The investment strategies of certain Funds as well as the investment strategies of the Underlying SEI Funds that they invest in may limit the Funds' ability to make distributions eligible for treatment as qualified dividend income. Distributions reported by the Funds as long-term capital gains distributions are generally taxable at the rates applicable to long-term capital gains regardless of how long you have held your Fund shares. Long-term capital gains are taxable at a current maximum rate of 20%. Once a year, the Funds (or their administrative agent) will send you a statement showing the types and total amount of distributions you received during the previous year.

Corporate shareholders may be entitled to a dividends received deduction for the portion of dividends they receive from a Fund that are attributable to dividends received by the Fund from U.S. corporations, subject to certain limitations. Certain Funds' investment strategies as well as the investment strategies of the Underlying SEI Funds that they invest in will limit the Funds' ability to distribute dividends eligible for the dividends received deduction for corporations.

A RIC that receives business interest income may pass through its net business interest income for purposes of the tax rules applicable to the interest expense limitations under Section 163(j) of the Code. A RIC's total "Section 163(j) Interest Dividend" for a tax year is limited to the excess of the RIC's business interest income over the sum of its business interest expense and its other deductions properly allocable to its business interest income. A RIC may, in its discretion, designate all or a portion of ordinary dividends as Section 163(j) Interest Dividends, which would allow the recipient shareholder to treat the designated portion of such dividends as interest income for purposes of determining such shareholder's interest expense deduction limitation under Section 163(j) of the Code. This can potentially increase the amount of a shareholder's interest expense deductible under Section 163(j) of the Code. In general, to be eligible to treat a Section 163(j) Interest Dividend as interest income, you must have held your shares in a Fund for more than 180 days during the 361-day period beginning on the date that is 180 days before the date on which the share becomes ex-dividend with respect to such dividend. Section 163(j) Interest Dividends, if so designated by a Fund, will be reported to your financial intermediary or otherwise in accordance with the requirements specified by the Internal Revenue Service (IRS).

You should note that if you purchase shares just before a distribution, the purchase price would reflect the amount of the upcoming distribution. In this case, you would be taxed on the entire amount of the distribution received, even though, as an economic matter, the distribution simply constitutes a return of your investment. This is known as "buying a dividend" and generally should be avoided by taxable investors.

Each sale, redemption or exchange of Fund shares may be a taxable event and will ordinarily result in a taxable capital gain or loss assuming you hold your shares as a capital asset. For tax purposes, an exchange of your Fund shares for shares of a different Fund is treated the same as a sale. Currently, any capital gain or loss realized upon a sale or exchange of Fund shares is generally treated as long-term capital gain or loss if the shares have been held for more than twelve months. Capital gain or loss realized upon a sale or exchange of Fund shares held for twelve months or less is generally treated as short-term capital gain or loss, except that any capital loss on the sale of Fund shares held for six months or less is treated as long-term capital loss to the extent that capital gain dividends were paid with respect to such Fund shares and disallowed to the extent that exempt interest dividends were paid with respect to such Fund shares. In certain circumstances, losses realized on the redemption or exchange of Fund shares may be disallowed.

U.S. individuals with income exceeding \$200,000 (\$250,000 if married and filing jointly), are subject to a 3.8% tax that applies to “net investment income,” including interest, dividends and capital gains (including capital gains realized on the sale or exchange of shares of the Funds). This 3.8% tax also applies to all or a portion of the undistributed net investment income of certain shareholders that are estates and trusts.

The Funds (or their administrative agents) must report to the IRS and furnish to Fund shareholders the cost basis information for Fund shares. In addition to reporting the gross proceeds from the sale of Fund shares, the Funds (or their administrative agent) are also required to report the cost basis information for such shares and indicate whether these shares have a short-term or long-term holding period. For each sale of such Fund’s shares, each Fund will permit its shareholders to elect from among several IRS-accepted cost basis methods, including the average cost basis method. In the absence of an election, a Fund will use a default cost basis method which has been separately communicated to you. The cost basis method elected by a Fund shareholder (or the cost basis method applied by default) for each sale of Fund shares may not be changed after the settlement date of each such sale of Fund shares. Shareholders should consult with their tax advisors to determine the best IRS-accepted cost basis method for their tax situation and to obtain more information about cost basis reporting. Shareholders also should carefully review the cost basis information provided to them and make any additional basis, holding period or other adjustments that are required when reporting these amounts on their federal income tax returns.

The Funds and the Underlying SEI Funds may invest in complex securities. These investments may be subject to numerous special and complex tax rules. These rules could affect whether gains and losses recognized by a Fund or Underlying SEI Fund are treated as ordinary income or capital gain, accelerate the recognition of income to a Fund or Underlying SEI Fund and/or defer a Fund or Underlying SEI Fund’s ability to recognize losses. In turn, those rules may affect the amount, timing or character of the income distributed to you.

In order for each Fund and each Underlying SEI Fund to qualify as a RIC under Subchapter M of the Code, each Fund and each Underlying SEI Fund must, among other requirements, derive at least 90% of its gross income for each taxable year from dividends, interest, payments with respect to certain securities loans, and gains from the sale or other disposition of stock, securities or foreign currencies or other income derived (including but not limited to gains from options, futures or forward contracts) with respect to its business of investing in such stock, securities or currencies and net income from an interest in a qualified publicly traded partnership (*i.e.*, the Qualifying Income Test, which is described in greater detail in the SAI). Accordingly, because direct and certain indirect commodity-linked investments do not produce qualifying income, each Underlying SEI Fund seeks to restrict the resulting income from such instruments so that, when combined with its other non-qualifying income, each such Underlying SEI Fund’s non-qualifying income is less than 10% of its gross income.

Moreover, in certain cases, a Fund or an Underlying SEI Fund will make investments in ETPs and other investment vehicles that may produce non-qualifying income for purposes of the Qualifying Income Test described above. In addition, this non-qualifying income may be directly attributed to a Fund or an Underlying SEI Fund and would force the Fund or the Underlying SEI Fund to account for this non-qualifying income in maintaining its status as a RIC. Each Fund and Underlying SEI Fund intends to monitor such investments to ensure that any non-qualifying income attributed to the Fund does not exceed permissible limits. A Fund or an Underlying SEI Fund, however, may not be able to accurately predict the non-qualifying income from these investments, which could cause a Fund or an Underlying SEI Fund to inadvertently fail to qualify as a RIC. Failure to comply with the Qualifying Income Test and failure to qualify as a RIC would negatively affect a shareholder's return from its investment in a Fund. Under certain circumstances, a Fund may be able to cure a failure to meet the Qualifying Income Test, but in order to do so the Fund may incur significant Fund-level taxes, which would effectively reduce (and could eliminate) the Fund's returns.

Certain Funds and Underlying SEI Funds may invest in U.S. REITs. "Qualified REIT dividends" (*i.e.*, ordinary REIT dividends other than capital gain dividends and portions of REIT dividends designated as qualified dividend income eligible for capital gain tax rates) are eligible for a 20% deduction by non-corporate taxpayers. This deduction, if allowed in full, equates to a maximum effective tax rate of 29.6% (37% top rate applied to income after 20% deduction). Distributions by a Fund to its shareholders that are attributable to qualified REIT dividends received by the Fund and which the Fund properly reports as "section 199A dividends," are treated as "qualified REIT dividends" in the hands of non-corporate shareholders. A section 199A dividend is treated as a qualified REIT dividend only if the shareholder receiving such dividend holds the dividend-paying RIC shares for at least 46 days of the 91-day period beginning 45 days before the shares become ex-dividend, and is not under an obligation to make related payments with respect to a position in substantially similar or related property. A Fund or Underlying SEI Fund is permitted to report part of its dividends as section 199A dividends as are eligible but is not required to do so. Unless later extended or made permanent, this 20% deduction will no longer be available for taxable years beginning after December 31, 2025.

REITs in which a Fund or Underlying SEI Fund invests often do not provide complete and final tax information to the Funds and Underlying SEI Funds until after the time that the Funds and Underlying SEI Funds issue a tax reporting statement. As a result, a Fund may at times find it necessary to reclassify the amount and character of its distributions to you after it issues your tax reporting statement. When such reclassification is necessary, a Fund (or its administrative agent) will send you a corrected, final Form 1099-DIV to reflect the reclassified information. If you receive a corrected Form 1099-DIV, use the information on this corrected form, and not the information on the previously issued tax reporting statement, in completing your tax returns.

To the extent a Fund or Underlying SEI Fund invests in foreign securities, it may be subject to foreign withholding taxes with respect to dividends or interest such fund received from sources in foreign countries. If more than 50% of the total assets of a Fund or Underlying SEI Fund consists of foreign securities, such fund will be eligible to elect to treat some of those taxes as a distribution to shareholders, which would allow shareholders to offset some of their U.S. federal income tax. A Fund (or its administrative agent) will notify you if it makes such an election and provide you with the information necessary to reflect foreign taxes paid on your income tax return. Foreign tax credits, if any, received by a Fund as a result of an investment in another RIC will not be passed through to you unless such Fund qualifies as a "qualified fund-of-funds" under the Code. If the Fund is a "qualified fund-of-funds" it will be eligible to file an election with the IRS that will enable the Fund to pass along these foreign tax credits to its shareholders. A Fund will be treated as a

“qualified fund-of-funds” under the Code if at least 50% of the value of the Fund’s total assets (at the close of each quarter of the Fund’s taxable year) is represented by interests in other RICs. A Fund (or its administrative agent) will notify you if it makes any of the aforementioned elections and provide you with the information necessary to reflect foreign taxes paid on your income tax return.

Non-U.S. investors in the Funds may be subject to U.S. withholding tax and are encouraged to consult their tax advisor prior to investing the Funds.

Shareholders are urged to consult their tax advisors regarding specific questions about federal, state and local income tax from an investment in the Funds.

The Funds’ SAI contains more information about taxes.

ADDITIONAL INFORMATION

The Trust enters into contractual arrangements with various parties (including, among others, the Funds’ investment adviser, custodian, administrator and transfer agent, accountants and distributor) who provide services to the Funds. Shareholders are not parties to, or intended (or “third-party”) beneficiaries of, any of those contractual arrangements, and those contractual arrangements are not intended to create in any individual shareholder or group of shareholders any right to enforce the terms of the contractual arrangements against the service providers or any right to seek any remedy under the contractual arrangements against the service providers, either directly or on behalf of the Trust.

This prospectus and the SAI provide information concerning the Trust and the Funds that you should consider in determining whether to purchase shares of the Funds. The Funds may make changes to this information from time to time. Neither this prospectus, the SAI nor any document filed as an exhibit to the Trust’s registration statement, is intended to, nor does it, give rise to an agreement or contract between the Trust or the Funds and any shareholder, or give rise to any contract or other rights in any individual shareholder, group of shareholders or other person other than any rights conferred explicitly (and which may not be waived) by federal or state securities laws.

FINANCIAL HIGHLIGHTS

The tables that follow present performance information about Class F Shares of each Fund. This information is intended to help you understand each Fund's financial performance for the past five years. Some of this information reflects financial information for a single Fund share. The total returns in the table represent the rate that you would have earned (or lost) on an investment in a Fund, assuming you reinvested all of your dividends and distributions.

This information has been derived from each Fund's financial statements, which have been audited by KPMG LLP, the Funds' independent registered public accounting firm. Its report, along with each Fund's financial statements, appears in the annual report. You can obtain the Funds' annual report, which contains more performance information, at no charge by calling 1-800-DIAL-SEI.

SEI ASSET ALLOCATION TRUST FOR THE YEARS ENDED MARCH 31 FOR A SHARE OUTSTANDING THROUGHOUT EACH YEAR

	Net Asset Value, Beginning of Year	Net Investment Income*	Net Realized and Unrealized Gains (Losses) from Affiliated Funds*	Total from Operations	Dividends from Net Investment Income	Distributions from Realized Capital Gains	Total Dividends and Distributions	Net Asset Value, End of Year	Total Return†	Net Assets End of Year (\$ Thousands)	Ratio of Net Expenses to Average Net Assets**	Ratio of Expenses to Average Net Assets (Excluding Waivers)**	Ratio of Net Investment Income to Average Net Assets	Portfolio Turnover Rate‡
Defensive Strategy Fund														
CLASS F														
2024	\$ 9.40	\$0.34	\$ 0.13	\$ 0.47	\$(0.33)	\$ —	\$(0.33)	\$ 9.54	5.13%	\$10,202	0.21%	0.64%	3.60%	57%
2023	9.81	0.27	(0.33)	(0.06)	(0.25)	(0.10)	(0.35)	9.40	(0.60)	11,851	0.21	0.61	2.88	18
2022	10.11	0.13	(0.09)	0.04	(0.18)	(0.16)	(0.34)	9.81	0.41	14,438	0.21	0.62	1.23	27
2021	9.72	0.07	0.51	0.58	(0.19)	—	(0.19)	10.11	5.99	17,330	0.21	0.58	0.68	143
2020	9.88	0.19	(0.11)	0.08	(0.24)	—	(0.24)	9.72	0.77	16,031	0.21	0.59	1.92	17
Defensive Strategy Allocation Fund														
CLASS F														
2024	\$11.29	\$0.63	\$ 0.02	\$ 0.65	\$(0.69)	\$ —	\$(0.69)	\$11.25	5.98%	\$2,551	0.35%	0.65%	5.65%	15%
2023	11.63	0.34	(0.29)	0.05	(0.39)	—	(0.39)	11.29	0.52	3,358	0.35	0.62	2.96	34
2022	11.71	0.09	(0.07)	0.02	(0.10)	—	(0.10)	11.63	0.18	4,343	0.35	0.60	0.74	13
2021	11.36	0.10	0.45	0.55	(0.20)	— [^]	(0.20)	11.71	4.88	6,236	0.35	0.61	0.86	27
2020	14.25	0.44	(2.56)	(2.12)	(0.53)	(0.24)	(0.77)	11.36	(16.02)	7,572	0.35	0.58	3.07	49

	Net Asset Value, Beginning of Year	Net Investment Income*	Net Realized and Unrealized Gains (Losses) from Affiliated Funds*	Total from Operations	Dividends from Net Investment Income	Distributions from Realized Capital Gains	Total Dividends and Distributions	Net Asset Value, End of Year	Total Return†	Net Assets End of Year (\$ Thousands)	Ratio of Net Expenses to Average Net Assets**	Ratio of Expenses to Average Net Assets (Excluding Waivers)**	Ratio of Net Investment Income to Average Net Assets	Portfolio Turnover Rate‡
Conservative Strategy Fund														
CLASS F														
2024	\$10.01	\$0.34	\$ 0.28	\$ 0.62	\$(0.37)	\$ —	\$(0.37)	\$10.26	6.32%	\$32,304	0.26%	0.65%	3.37%	17%
2023	10.75	0.35	(0.59)	(0.24)	(0.35)	(0.15)	(0.50)	10.01	(2.12)	46,264	0.26	0.62	3.42	18
2022	10.99	0.20	(0.02)	0.18	(0.29)	(0.13)	(0.42)	10.75	1.56	58,538	0.26	0.60	1.81	8
2021	10.15	0.12	0.96	1.08	(0.19)	(0.05)	(0.24)	10.99	10.71	64,670	0.26	0.60	1.07	20
2020	10.66	0.23	(0.39)	(0.16)	(0.30)	(0.05)	(0.35)	10.15	(1.68)	62,724	0.26	0.59	2.12	18
Conservative Strategy Allocation Fund														
CLASS F														
2024	\$11.90	\$0.59	\$ 0.63	\$ 1.22	\$(0.69)	\$(0.35)	\$(1.04)	\$12.08	10.88%	\$17,824	0.35%	0.65%	5.01%	16%
2023	13.37	0.43	(1.21)	(0.78)	(0.69)	—	(0.69)	11.90	(5.78)	19,239	0.35	0.62	3.51	21
2022	12.78	0.32	0.80	1.12	(0.53)	—	(0.53)	13.37	8.90	27,191	0.35	0.60	2.38	12
2021	10.46	0.30	2.42	2.72	(0.40)	—	(0.40)	12.78	26.55	29,156	0.35	0.60	2.57	23
2020	13.21	0.38	(1.94)	(1.56)	(0.45)	(0.74)	(1.19)	10.46	(13.46)	31,302	0.35	0.59	2.86	22
Moderate Strategy Fund														
CLASS F														
2024	\$11.02	\$0.33	\$ 0.43	\$ 0.76	\$(0.34)	\$ —	\$(0.34)	\$11.44	7.08%	\$ 84,082	0.31%	0.64%	2.98%	27%
2023	12.65	0.48	(1.09)	(0.61)	(0.50)	(0.52)	(1.02)	11.02	(4.62)	93,455	0.31	0.62	4.13	16
2022	12.87	0.33	0.11	0.44	(0.53)	(0.13)	(0.66)	12.65	3.30	120,332	0.31	0.60	2.53	11
2021	11.37	0.13	1.71	1.84	(0.22)	(0.12)	(0.34)	12.87	16.32	142,002	0.31	0.60	1.08	33
2020	12.17	0.26	(0.64)	(0.38)	(0.42)	—	(0.42)	11.37	(3.45)	141,208	0.31	0.59	2.06	27
Moderate Strategy Allocation Fund														
CLASS F														
2024	\$17.30	\$0.61	\$ 1.44	\$ 2.05	\$(0.69)	\$(0.97)	\$(1.66)	\$17.69	12.60%	\$52,299	0.35%	0.64%	3.54%	13%
2023	19.78	0.47	(1.24)	(0.77)	(0.65)	(1.06)	(1.71)	17.30	(3.70)	54,442	0.35	0.62	2.60	16
2022	19.71	0.38	1.36	1.74	(0.77)	(0.90)	(1.67)	19.78	8.94	67,097	0.35	0.59	1.90	15
2021	15.94	0.35	4.67	5.02	(0.43)	(0.82)	(1.25)	19.71	32.25	68,502	0.35	0.60	1.92	17
2020	20.00	0.46	(2.85)	(2.39)	(0.51)	(1.16)	(1.67)	15.94	(13.64)	60,497	0.35	0.59	2.25	11

	Net Asset Value, Beginning of Year	Net Investment Income*	Net Realized and Unrealized Gains (Losses) from Affiliated Funds*	Total from Operations	Dividends from Net Investment Income	Distributions from Realized Capital Gains	Total Dividends and Distributions	Net Asset Value, End of Year	Total Return†	Net Assets End of Year (\$ Thousands)	Ratio of Net Expenses to Average Net Assets**	Ratio of Expenses to Average Net Assets (Excluding Waivers)**	Ratio of Net Investment Income to Average Net Assets	Portfolio Turnover Rate‡
Aggressive Strategy Fund														
CLASS F														
2024	\$12.52	\$0.23	\$ 1.67	\$ 1.90	\$(0.28) ⁽¹⁾	\$(0.22)	\$(0.50)	\$13.92	15.56%	\$ 97,357	0.35%	0.65%	1.77%	18%
2023	16.05	0.43	(1.72)	(1.29)	(0.46)	(1.78)	(2.24)	12.52	(7.29)	109,345	0.35	0.62	3.12	20
2022	17.09	0.47	(0.02)	0.45	(0.95)	(0.54)	(1.49)	16.05	2.19	139,099	0.35	0.59	2.69	18
2021	12.41	0.19	5.16	5.35	(0.28)	(0.39)	(0.67)	17.09	43.43	154,482	0.35	0.60	1.25	19
2020	14.76	0.25	(1.73)	(1.48)	(0.44)	(0.43)	(0.87)	12.41	(11.14)	123,231	0.35	0.59	1.63	21
Tax-Managed Aggressive Strategy Fund														
CLASS F														
2024	\$22.66	\$0.44	\$ 3.85	\$ 4.29	\$(0.48)	\$(0.83)	\$(1.31)	\$25.64	19.53%	\$80,821	0.35%	0.65%	1.86%	6%
2023	26.61	0.36	(1.81)	(1.45)	(0.46)	(2.04)	(2.50)	22.66	(5.03)	71,034	0.35	0.62	1.51	10
2022	26.03	0.34	1.26	1.60	(0.52)	(0.50)	(1.02)	26.61	6.00	87,208	0.35	0.59	1.24	8
2021	17.53	0.27	9.21	9.48	(0.31)	(0.67)	(0.98)	26.03	54.85	86,953	0.35	0.60	1.22	8
2020	20.91	0.32	(3.08)	(2.76)	(0.33)	(0.29)	(0.62)	17.53	(13.77)	58,907	0.35	0.59	1.51	12
Core Market Strategy Fund														
CLASS F														
2024	\$ 9.71	\$0.27	\$ 0.64	\$ 0.91	\$(0.29)	\$ —	\$(0.29)	\$10.33	9.61%	\$40,971	0.35%	0.65%	2.74%	19%
2023	11.57	0.42	(1.25)	(0.83)	(0.47)	(0.56)	(1.03)	9.71	(6.91)	44,314	0.35	0.62	4.05	16
2022	12.52	0.39	(0.11)	0.28	(0.64)	(0.59)	(1.23)	11.57	1.81	65,450	0.35	0.60	3.09	15
2021	10.33	0.17	2.56	2.73	(0.30)	(0.24)	(0.54)	12.52	26.72	78,990	0.35	0.60	1.40	16
2020	11.52	0.23	(0.80)	(0.57)	(0.41)	(0.21)	(0.62)	10.33	(5.56)	72,975	0.35	0.59	1.95	27
Core Market Strategy Allocation Fund														
CLASS F														
2024	\$18.69	\$0.36	\$ 3.16	\$ 3.52	\$(0.40)	\$(0.90)	\$(1.30)	\$20.91	19.49%	\$21,303	0.35%	0.64%	1.87%	6%
2023	21.81	0.29	(1.47)	(1.18)	(0.38)	(1.56)	(1.94)	18.69	(5.04)	21,251	0.35	0.61	1.52	7
2022	22.35	0.29	1.12	1.41	(0.44)	(1.51)	(1.95)	21.81	5.98	25,419	0.35	0.60	1.24	9
2021	15.31	0.24	8.00	8.24	(0.27)	(0.93)	(1.20)	22.35	54.79	25,876	0.35	0.60	1.23	5
2020	18.64	0.29	(2.66)	(2.37)	(0.30)	(0.66)	(0.96)	15.31	(13.80)	20,498	0.35	0.59	1.51	10

	Net Asset Value, Beginning of Year	Net Investment Income*	Net Realized and Unrealized Gains (Losses) from Affiliated Funds*	Total from Operations	Dividends from Net Investment Income	Distributions from Realized Capital Gains	Total Dividends and Distributions	Net Asset Value, End of Year	Total Return†	Net Assets End of Year (\$ Thousands)	Ratio of Net Expenses to Average Net Assets**	Ratio of Expenses to Average Net Assets (Excluding Waivers)**	Ratio of Net Investment Income to Average Net Assets	Portfolio Turnover Rate‡
Market Growth Strategy Fund														
CLASS F														
2024	\$11.29	\$0.28	\$ 1.04	\$ 1.32	\$(0.32)	\$(0.06)	\$(0.38)	\$12.23	11.93%	\$113,299	0.35%	0.65%	2.47%	20%
2023	13.62	0.50	(1.48)	(0.98)	(0.52)	(0.83)	(1.35)	11.29	(6.78)	124,296	0.35	0.62	4.15	18
2022	14.60	0.46	—	0.46	(0.80)	(0.64)	(1.44)	13.62	2.71	159,472	0.35	0.59	3.06	13
2021	11.42	0.18	3.56	3.74	(0.29)	(0.27)	(0.56)	14.60	33.05	184,903	0.35	0.60	1.34	13
2020	12.96	0.24	(1.19)	(0.95)	(0.43)	(0.16)	(0.59)	11.42	(8.00)	161,376	0.35	0.59	1.83	20

Market Growth Strategy Allocation Fund

CLASS F														
2024	\$24.71	\$0.48	\$ 4.19	\$ 4.67	\$(0.52)	\$(0.93)	\$(1.45)	\$27.93	19.50%	\$127,912	0.35%	0.64%	1.87%	6%
2023	28.63	0.39	(1.94)	(1.55)	(0.50)	(1.87)	(2.37)	24.71	(5.06)	116,739	0.35	0.62	1.52	7
2022	28.65	0.38	1.42	1.80	(0.58)	(1.24)	(1.82)	28.63	6.06	134,399	0.35	0.59	1.25	9
2021	19.50	0.30	10.22	10.52	(0.34)	(1.03)	(1.37)	28.65	54.87	135,260	0.35	0.60	1.22	4
2020	23.46	0.36	(3.42)	(3.06)	(0.37)	(0.53)	(0.90)	19.50	(13.83)	100,226	0.35	0.59	1.51	10

* Per share calculations were performed using average shares.

** The expense ratios do not include expenses of the underlying affiliated investment companies.

† Returns and portfolio turnover rate are for the period indicated and have not been annualized. Returns shown do not reflect the deduction of taxes that a shareholder would pay on Fund distributions or the redemption of Fund shares.

^ Includes return of capital less than \$0.005.

(1) Includes a return of capital of \$0.04 per share.

Amounts designated as “—” are \$0 or have been rounded to \$0.



Investment Adviser

SEI Investments Management Corporation
One Freedom Valley Drive
Oaks, Pennsylvania 19456

Distributor

SEI Investments Distribution Co.
One Freedom Valley Drive
Oaks, Pennsylvania 19456

Legal Counsel

Morgan, Lewis & Bockius LLP
2222 Market Street
Philadelphia, Pennsylvania 19103-3007

More information about the Funds is available without charge through the following:

Statement of Additional Information (SAI)

The SAI dated July 31, 2024 includes more detailed information about SEI Asset Allocation Trust. The SAI is on file with the SEC and is incorporated by reference into this prospectus. This means that the SAI, for legal purposes, is a part of this prospectus.

Annual and Semi-Annual Reports

These reports list the Funds' holdings and contain information from the Funds' managers about Fund strategies and market conditions and trends and their impact on Fund performance. The reports also contain detailed financial information about the Funds.

To Obtain an SAI, Annual or Semi-Annual Report, or More Information:

By Telephone: Call 1-800-DIAL-SEI

By Mail: Write to the Funds at:

One Freedom Valley Drive
Oaks, Pennsylvania 19456

By Internet: The Trust makes available its SAI and annual and semi-annual reports, free of charge, on or through the Funds' Website at www.seic.com/fundprospectuses. You can also obtain the SAI, Annual or Semi-Annual Report upon request by telephone or mail.

From the SEC: You can also obtain the SAI or the Annual and Semi-Annual Reports, as well as other information about SEI Asset Allocation Trust, from the EDGAR Database on the SEC's website ("<http://www.sec.gov>"). You may request documents by mail from the SEC upon payment of a duplicating fee, by e-mailing the SEC at the following address: publicinfo@sec.gov.

SEI Asset Allocation Trust's Investment Company Act registration number is 811-07445.