

GNMA Fund



SEI Daily Income Trust/Class F Shares - SEGMX

Fund Overview

This semi-annual shareholder report contains important information about Class F Shares of the GNMA Fund (the "Fund") for the period from February 1, 2024 to July 31, 2024. You can find additional information about the Fund at <https://www.sei.com/mutual-fund-documentation/prospectuses-and-reports>. You can also request this information by contacting us at 610-676-1000.

What were the Fund costs for the last six months?





(based on a hypothetical \$10,000 investment)

Fund Name	Costs of a \$10,000 investment	Costs paid as a percentage of a \$10,000 investment
GNMA Fund, Class F Shares	\$33	0.66%

Key Fund Statistics as of July 31, 2024

Total Net Assets (000's)	Number of Holdings	Portfolio Turnover Rate
\$16,929	285	202%

Asset Weightings*

Mortgage-Backed Securities	 97.9%
Repurchase Agreement	 4.1%
U.S. Treasury Obligation	 0.6%
Derivative Contracts (Net)	 0.0%

Top Ten Holdings

Holding Name	Coupon Rate	Maturity Date	Percentage of Total
			Net Assets
GNMA	2.000%	12/20/50	6.4%
GNMA	2.000%	08/20/50	4.7%
GNMA	2.500%	08/20/50	4.2%
BNP Paribas	5.340%	08/01/08	4.1%
GNMA	3.500%	07/20/47	4.1%
GNMA	4.000%	09/20/42	3.6%
GNMA	3.000%	12/20/50	3.5%
GNMA	6.000%	08/15/54	3.2%
GNMA	2.500%	09/20/51	3.1%
GNMA	3.500%	06/20/47	2.7%

* Percentages are calculated based on total net assets.

Changes in and Disagreements with Accountants

There were no changes in or disagreements with accountants during the reporting period.

Additional Information

For additional information about the Fund; including its prospectus, financial information, holdings, and proxy voting information, visit or call:

- 610-676-1000
- <https://www.sei.com/mutual-fund-documentation/prospectuses-and-reports>
- <https://www.sei.com/mutual-fund-documentation/proxy-voting>



