

# Short-Duration Government Fund



## SEI Daily Income Trust/Class F Shares - TCSGX

### Fund Overview

This semi-annual shareholder report contains important information about Class F Shares of the Short-Duration Government Fund (the "Fund") for the period from February 1, 2025 to July 31, 2025. You can find additional information about the Fund at <https://www.seic.com/mutual-fund-documentation/prospectuses-and-reports>. You can also request this information by contacting us at 610-676-1000.

### What were the Fund costs for the last six months?

(based on a hypothetical \$10,000 investment)





Fund Name	Costs of a \$10,000 investment	Costs paid as a percentage of a \$10,000 investment
Short-Duration Government Fund, Class F Shares	\$24	0.48% <sup>(1)</sup>

<sup>(1)</sup> The expense ratio includes a proxy fee expense. Had this expense been excluded the ratio would have been 0.47%.

### Key Fund Statistics as of July 31, 2025

Total Net Assets (000's)	Number of Holdings	Total Advisory Fees Paid (000's)	Portfolio Turnover Rate
\$591,405	401	\$286	2%

### Asset Weightings\*

Mortgage-Backed Securities	 71.8%
U.S. Treasury Obligations	 22.1%
Repurchase Agreements	 1.3%
Futures Contracts	 -0.1%

### Top Ten Holdings

Holding Name	Coupon Rate	Maturity Date	Percentage of
			Total Net Assets <sup>(A)</sup>
U.S. Treasury Notes	1.125%	10/31/26	10.1%
U.S. Treasury Notes	4.375%	12/15/26	8.1%
U.S. Treasury Notes	3.750%	04/15/28	4.0%
FHLMC Multifamily Structured Pass-Through Certificates, Ser K516, Cl A2	5.477%	01/25/29	2.4%
FNMA REMIC, Ser 2024-41, Cl DA	5.500%	12/25/51	1.7%
GNMA, Ser 2022-87, Cl CA	2.500%	09/20/36	1.4%
FNMA REMIC, Ser 2013-121, Cl FA, SOFR30A + 0.514%	4.865%	12/25/43	1.3%
FHLMC REMIC, Ser 2011-3930, Cl KE	4.000%	09/15/41	1.2%
FHLMC REMIC, Ser 2025-5538, Cl AV	5.000%	04/25/36	1.2%
FNMA REMIC, Ser 2018-55, Cl PA	3.500%	01/25/47	1.2%

\* Percentages are calculated based on total net assets.

<sup>(A)</sup> Repurchase Agreements are not shown in the top ten chart.

### Changes in and Disagreements with Accountants

There were no changes in or disagreements with accountants during the reporting period.

### Additional Information

For additional information about the Fund; including its prospectus, financial information, holdings, and proxy voting information, call or visit:

- 610-676-1000
- <https://www.seic.com/mutual-fund-documentation/prospectuses-and-reports>
- <https://www.seic.com/mutual-fund-documentation/proxy-voting>

