

SCHEDULE OF INVESTMENTS

August 31, 2020

Intermediate-Term Municipal Fund

Sector Weightings (Unaudited)[†]:

17.8%	General Revenue
14.2%	General Obligations
11.9%	Health Care
11.6%	Transportation
10.5%	Education
8.4%	Airports
5.3%	Water
4.6%	Tobacco
4.1%	Power
3.1%	Industrial Development
2.7%	Utilities
2.3%	Housing
2.0%	Nursing Homes
0.7%	Public Facilities
0.4%	Pollution Control
0.3%	Board Bank Revenue
0.1%	Cash Equivalent

[†]Percentages based on total investments.

Description	Face Amount (Thousands)	Market Value (\$ Thousands)
MUNICIPAL BONDS — 99.0%		
Alabama — 1.9%		
Alabama State, Federal Aid Highway Finance Authority, Ser A, RB Callable 09/01/2027 @ 100 5.000%, 09/01/2032	\$ 2,000	\$ 2,534
Alabama State, Port Authority, Ser A, AMT, RB, AGM 5.000%, 10/01/2026	1,000	1,232
Birmingham, Airport Authority, RB, BAM 5.000%, 07/01/2023	225	251
5.000%, 07/01/2024	325	375
5.000%, 07/01/2028	1,075	1,364
Birmingham, Water Works Board of Revenue Authority, Sub-Ser B, RB Callable 01/01/2027 @ 100 5.000%, 01/01/2031	3,265	4,057
Jefferson County, Refunding Warrants, Ser A, GO 5.000%, 04/01/2025	2,500	2,997
Lower Alabama, Gas District, RB Callable 09/01/2025 @ 101 4.000%, 12/01/2050 (A)	5,000	5,743
Lower Alabama, Gas District, Ser A, RB 5.000%, 09/01/2028	3,300	4,157
5.000%, 09/01/2031	3,140	4,082
5.000%, 09/01/2034	2,000	2,678
Southeast Alabama, Gas Supply District, Ser A, RB Callable 01/01/2024 @ 100 4.000%, 04/01/2049 (A)	5,000	5,524
Troy University, Ser A, RB, BAM 5.000%, 11/01/2027	630	800

Description	Face Amount (Thousands)	Market Value (\$ Thousands)
MUNICIPAL BONDS (continued)		
University of Alabama, Ser A, RB Callable 07/01/2022 @ 100 5.000%, 07/01/2023	\$ 2,160	\$ 2,335
		<u>38,129</u>
Alaska — 0.1%		
Anchorage, Water Revenue, Ser B, RB Callable 05/01/2027 @ 100 5.000%, 05/01/2031	1,500	1,879
Arizona — 3.2%		
Arizona State, Agricultural Improvement & Power District, Salt River Project, RB Callable 01/01/2028 @ 100 5.000%, 01/01/2031	1,500	1,940
Arizona State, Agricultural Improvement & Power District, Salt River Project, Ser A, RB Callable 12/01/2021 @ 100 5.000%, 12/01/2027	2,500	2,646
Arizona State, Agricultural Improvement & Power District, Salt River Project, Ser A, RB Callable 06/01/2025 @ 100 5.000%, 12/01/2035	3,000	3,576
Arizona State, Department of Transportation, State Highway Fund Revenue, RB Callable 07/01/2024 @ 100 5.000%, 07/01/2026	5,000	5,855
Arizona State, Health Facilities Authority, Banner Health Project, Ser A, RB 5.000%, 01/01/2023	1,490	1,640
Arizona State, Industrial Development Authority, American Charter Schools Foundation Project, RB Callable 07/01/2027 @ 100 6.000%, 07/01/2037 (B)	1,805	2,010
Arizona State, Industrial Development Authority, Legacy Cares Project, RB Callable 07/01/2027 @ 103 7.750%, 07/01/2050 (B)	3,560	3,507
Arizona State, Industrial Development Authority, Ser 2019-2, RB 3.625%, 05/20/2033	3,451	3,598
Chandler, Industrial Development Authority, Intel Corp. Project, AMT, RB 2.700%, 12/01/2037 (A)	4,000	4,212
Coconino County, Pollution Control, Ser B, RB 1.650%, 03/01/2039 (A)	2,000	2,019

Description	Face Amount (Thousands)	Market Value (\$ Thousands)
MUNICIPAL BONDS (continued)		
Maricopa County, Industrial Development Authority, Banner Health Project, Ser A, RB Callable 01/01/2027 @ 100 5.000%, 01/01/2031	\$ 2,250	\$ 2,743
Maricopa County, Industrial Development Authority, Christian Care Surprise Project, RB Callable 01/01/2025 @ 102 5.750%, 01/01/2036 (B)	1,560	1,574
Phoenix, Civic Improvement Authority, Junior Lien, RB Callable 07/01/2027 @ 100 5.000%, 07/01/2033	3,930	4,709
Phoenix, Civic Improvement Authority, Junior Lien, Ser A, RB Callable 07/01/2025 @ 100 5.000%, 07/01/2028 5.000%, 07/01/2029 5.000%, 07/01/2030 5.000%, 07/01/2032	600 250 500 1,095	708 294 586 1,273
Phoenix, Civic Improvement Authority, Junior Lien, Ser B, AMT, RB Callable 07/01/2029 @ 100 5.000%, 07/01/2030	3,100	3,927
Phoenix, Industrial Development Authority, Downtown Phoenix Student Housing, ASU Project, RB Callable 07/01/2028 @ 100 5.000%, 07/01/2029 5.000%, 07/01/2032 5.000%, 07/01/2033	350 115 355	387 125 385
Pima County, Industrial Development Authority, American Leadership Academy Project, RB Callable 06/15/2022 @ 100 5.000%, 06/15/2047 (B) 5.000%, 06/15/2052 (B)	985 845	987 846
Salt Verde, Financial Gas Revenue Authority, RB 5.250%, 12/01/2024 5.250%, 12/01/2026 5.000%, 12/01/2032 5.000%, 12/01/2037	1,330 4,510 2,500 1,000	1,558 5,558 3,289 1,366
Tempe, Industrial Development Authority, Mirabella at ASU Project, Ser A, RB 5.500%, 10/01/2027 (B)	900	942
Tempe, Industrial Development Authority, Mirabella at ASU Project, Ser A, RB Callable 10/01/2027 @ 100 6.000%, 10/01/2037 (B)	1,200	1,247

Description	Face Amount (Thousands)	Market Value (\$ Thousands)
MUNICIPAL BONDS (continued)		
Yavapai County, Industrial Development Authority, Yavapai Regional Medical Center Project, Ser A, RB Callable 08/01/2023 @ 100 5.250%, 08/01/2033	\$ 1,000	\$ 1,100
		64,607
Arkansas — 0.4%		
Arkansas State, University of Arkansas, Various Facility Fayetteville Project, RB Callable 11/01/2024 @ 100 5.000%, 11/01/2033 5.000%, 11/01/2034	1,400 1,210	1,607 1,387
Arkansas State, University of Central Arkansas, Auxiliary Project, Ser C, RB, AMBAC 6.125%, 04/01/2026	1,535	1,843
Arkansas State, University of Central Arkansas, Student Fee Project, Ser B, RB, AMBAC 6.125%, 04/01/2026	1,535	1,843
Fort Smith, Water & Sewer Revenue, RB Callable 10/01/2028 @ 100 5.000%, 10/01/2035	1,500	1,891
		8,571
California — 7.8%		
Bay Area, Toll Authority, RB Callable 10/01/2021 @ 100 2.250%, 04/01/2045 (A)	1,500	1,533
California County, Tobacco Securitization Agency, Ser A, RB 5.000%, 06/01/2025	200	241
California State, Department of Water Resources, Ser AS, RB Pre-Refunded @ 100 5.000%, 12/01/2024 (C)	1,910	2,293
California State, GO 5.000%, 08/01/2026	3,880	4,900
California State, GO Callable 03/01/2025 @ 100 5.000%, 03/01/2026	5,000	6,026
California State, GO Callable 08/01/2025 @ 100 5.000%, 08/01/2026	2,500	3,051
California State, GO Callable 09/01/2026 @ 100 5.000%, 09/01/2028 5.000%, 09/01/2029 5.000%, 09/01/2030	3,000 1,500 3,395	3,778 1,884 4,255

SCHEDULE OF INVESTMENTS

August 31, 2020

Intermediate-Term Municipal Fund (Continued)

Description	Face Amount (Thousands)	Market Value (\$ Thousands)	Description	Face Amount (Thousands)	Market Value (\$ Thousands)
MUNICIPAL BONDS (continued)			MUNICIPAL BONDS (continued)		
California State, Health Facilities Financing Authority, Kaiser Permanente Project, Ser A1, RB 5.000%, 11/01/2027	\$ 5,225	\$ 6,747	California State, Statewide Communities Development Authority, Loma Linda University Medical Center Project, RB Callable 06/01/2028 @ 100 5.250%, 12/01/2043 (B)	\$ 875	\$ 957
California State, Health Facilities Financing Authority, St. Joseph Health System Project, Ser A, RB Callable 07/01/2023 @ 100 5.000%, 07/01/2026	5,000	5,610	5.000%, 12/01/2033 (B)	390	429
California State, Health Facilities Financing Authority, Stanford Health Care, Ser A, RB Callable 11/15/2027 @ 100 5.000%, 11/15/2028	2,000	2,588	California State, Statewide Communities Development Authority, Loma Linda University Medical Center Project, Ser A, RB Callable 06/01/2026 @ 100 5.000%, 12/01/2041 (B)	2,315	2,525
California State, Municipal Finance Authority, Caritas Project, Ser A, RB Callable 08/15/2027 @ 100 4.000%, 08/15/2037	1,055	1,137	California State, Statewide Communities Development Authority, University of California Irvine East, RB 5.000%, 05/15/2022	1,000	1,054
California State, Public Finance Authority, Trinity Classical Academy, RB Callable 07/01/2026 @ 103 5.000%, 07/01/2036 (B)	350	367	California State, Various Purpose, GO 5.000%, 10/01/2024	2,090	2,494
California State, Public Works Board, Judicial Council Project, Ser A, RB Callable 03/01/2023 @ 100 5.000%, 03/01/2026	1,000	1,115	5.000%, 04/01/2032	1,970	2,800
California State, Public Works Board, Judicial Council Project, Ser D, RB Callable 12/01/2021 @ 100 5.250%, 12/01/2025	1,185	1,258	California State, Various Purpose, GO Callable 09/01/2021 @ 100 5.250%, 09/01/2028	1,750	1,835
California State, Public Works Board, Riverside Campus Project, Ser S, RB Callable 04/01/2027 @ 100 5.000%, 04/01/2032	1,000	1,251	California State, Various Purpose, GO Callable 08/01/2026 @ 100 5.000%, 08/01/2028	2,500	3,141
California State, Public Works Board, Various Capital Projects, Ser H, RB Callable 12/01/2024 @ 100 5.000%, 12/01/2025	2,795	3,338	5.000%, 08/01/2030	6,500	8,123
California State, Ser C, GO Callable 09/01/2025 @ 100 5.000%, 09/01/2030	5,015	6,107	5.000%, 08/01/2035	3,000	3,702
California State, Statewide Communities Development Authority, Baptist University Project, Ser A, RB 5.125%, 11/01/2023	615	636	California State, Various Purpose, GO Callable 04/01/2029 @ 100 5.000%, 04/01/2033	7,900	10,331
California State, Statewide Communities Development Authority, Loma Linda University Medical Center Project, RB Callable 12/01/2024 @ 100 5.250%, 12/01/2034	3,875	4,234	Golden State, Tobacco Securitization Project, Ser A, RB Callable 06/01/2023 @ 100 5.000%, 06/01/2029	915	1,020
			Golden State, Tobacco Securitization Project, Ser A, RB Callable 06/01/2025 @ 100 5.000%, 06/01/2035	3,000	3,522
			Golden State, Tobacco Securitization Project, Ser A1, RB 5.000%, 06/01/2026	1,450	1,769
			5.000%, 06/01/2027	2,875	3,583
			Golden State, Tobacco Securitization Project, Ser A1, RB Callable 06/01/2028 @ 100 5.000%, 06/01/2034	4,960	6,018
			5.000%, 06/01/2035	4,755	5,743
			Golden State, Tobacco Securitization Project, Ser B, RB Callable 09/16/2020 @ 21 11.974%, 06/01/2047 (D)	6,850	1,446

Description	Face Amount (Thousands)	Market Value (\$ Thousands)
MUNICIPAL BONDS (continued)		
Los Angeles County, Disney Concert Hall Parking Project, COP 5.000%, 03/01/2022	\$ 625	\$ 668
Los Angeles, Department of Airports, Los Angeles International Airport Project, Ser A, AMT, RB Callable 05/15/2023 @ 100 5.000%, 05/15/2032	2,285	2,512
Los Angeles, Department of Airports, Los Angeles International Airport Project, Ser A, AMT, RB Callable 05/15/2025 @ 100 5.000%, 05/15/2031 5.000%, 05/15/2032	840 500	980 581
Los Angeles, Department of Airports, Los Angeles International Airport Project, Sub-Ser, AMT, RB 5.000%, 05/15/2028	1,500	1,905
Los Angeles, Department of Water & Power, Power System Project, Ser B, RB Callable 01/01/2024 @ 100 5.000%, 07/01/2032	2,500	2,866
North Natomas, Community Facilities District No. 4, Ser E, Special Tax 5.000%, 09/01/2020	1,335	1,335
Sacramento, Airport System Revenue, Ser B, RB Callable 07/01/2028 @ 100 5.000%, 07/01/2033	500	628
Sacramento, Airport System Revenue, Sub-Ser E, RB Callable 07/01/2028 @ 100 5.000%, 07/01/2033	1,000	1,241
Sacramento, Water Revenue, RB Pre-Refunded @ 100 5.000%, 09/01/2023 (C)	1,395	1,590
San Diego County, Regional Airport Authority, Sub-Ser B, AMT, RB 5.000%, 07/01/2024	350	403
San Francisco City & County, Public Utilities Commission, Ser D, RB Pre-Refunded @ 100 5.000%, 11/01/2021 (C)	3,685	3,891
San Francisco City & County, San Francisco International Airport, AMT, RB 5.000%, 01/01/2022	2,900	3,051
San Francisco City & County, San Francisco International Airport, Ser E, AMT, RB Callable 05/01/2029 @ 100 5.000%, 05/01/2034	1,000	1,250

Description	Face Amount (Thousands)	Market Value (\$ Thousands)
MUNICIPAL BONDS (continued)		
San Joaquin Hills, Transportation Corridor Agency, Ser Senior LIEN A, RB Callable 01/15/2025 @ 100 5.000%, 01/15/2029	\$ 1,165	\$ 1,337
Southern California, Water District, Ser A, RB Callable 07/01/2025 @ 100 5.000%, 07/01/2028	5,000	6,121
Stockton, Successor Agency to the Redevelopment Agency, Ser A, TA, AGM Callable 09/01/2026 @ 100 5.000%, 09/01/2030 5.000%, 09/01/2031	1,750 1,815	2,105 2,168
University of California, Ser Q, RB Callable 10/01/2020 @ 100 5.250%, 05/15/2023	180	181
		<u>157,654</u>
Colorado — 3.4%		
Colorado State, Department of Transportation, COP Callable 06/15/2026 @ 100 5.000%, 06/15/2030 5.000%, 06/15/2031	350 500	430 612
Colorado State, Educational & Cultural Facilities Authority, Rocky Mountain Classical, RB Callable 10/01/2027 @ 100 5.000%, 10/01/2029 (B) 5.000%, 10/01/2039 (B) 5.000%, 10/01/2049 (B)	575 575 1,340	622 602 1,384
Colorado State, Health Facilities Authority, Adventhealth Obligated Group Project, RB 5.000%, 11/15/2049 (A)	2,500	3,138
Colorado State, Health Facilities Authority, Commonspirit Health Project, Ser A, RB Callable 08/01/2029 @ 100 5.000%, 08/01/2034 5.000%, 08/01/2037 5.000%, 08/01/2038 4.000%, 08/01/2037 4.000%, 08/01/2038	1,500 2,000 1,000 1,500 1,250	1,859 2,450 1,220 1,694 1,407
Colorado State, Health Facilities Authority, SCL Health System Project, Ser A, RB 5.000%, 01/01/2030	2,500	3,301
Colorado State, Health Facilities Authority, Sunbelt Obligated Group Project, RB 5.000%, 11/15/2036 (A)	6,425	8,071
Colorado State, Housing & Finance Authority, Ser K, RB, GNMA Callable 11/01/2028 @ 100 3.875%, 05/01/2050	1,210	1,357

SCHEDULE OF INVESTMENTS

August 31, 2020

Intermediate-Term Municipal Fund (Continued)

Description	Face Amount (Thousands)	Market Value (\$ Thousands)	Description	Face Amount (Thousands)	Market Value (\$ Thousands)
MUNICIPAL BONDS (continued)			MUNICIPAL BONDS (continued)		
Denver City & County, Airport System Revenue Authority, Ser A, AMT, RB Callable 11/15/2027 @ 100 5.000%, 11/15/2030	\$ 1,250	\$ 1,539	Park Creek, Metropolitan District, Ser A, RB, AGM Callable 12/01/2029 @ 100 4.000%, 12/01/2032	\$ 1,000	\$ 1,215
Denver City & County, Airport System Revenue Authority, Ser A, RB Callable 11/15/2026 @ 100 5.000%, 11/15/2031	1,000	1,213	University of Colorado, Hospital Authority, RB Callable 09/01/2021 @ 100 5.000%, 11/15/2038 (A)	5,000	5,206
Denver City & County, Airport System Revenue Authority, Sub-Ser A, AMT, RB Callable 11/15/2023 @ 100 5.500%, 11/15/2027	10,000	11,360	Vauxmont Metropolitan District, Sub-Ser, GO, AGM Callable 12/15/2024 @ 103 5.000%, 12/15/2026	220	262
Denver City & County, Airport System Revenue Authority, Sub-Ser A, AMT, RB Callable 12/01/2028 @ 100 5.000%, 12/01/2031	2,000	2,497			69,569
Denver City & County, Airport System Revenue Authority, Sub-Ser B, RB Callable 11/15/2023 @ 100 5.250%, 11/15/2026	2,000	2,267	Connecticut — 1.7%		
Denver City & County, Convention Center Expansion Project, Ser 2018-A, COP Callable 06/01/2026 @ 100 5.000%, 06/01/2030	1,465	1,751	Connecticut State, Health & Educational Facilities Authority, Covenant Home Project, Ser B, RB Callable 12/01/2026 @ 102 5.000%, 12/01/2036	1,230	1,373
Denver City & County, Convention Center Expansion Project, Ser A, COP Callable 06/01/2026 @ 100 5.000%, 06/01/2032	1,360	1,609	Connecticut State, Health & Educational Facilities Authority, University of Hartford Project, RB 5.000%, 07/01/2026	255	283
Denver City & County, School District No. 1, Ser B, COP Callable 03/01/2021 @ 100 5.000%, 12/01/2031	1,185	1,211	Connecticut State, Health & Educational Facilities Authority, University of Hartford Project, RB 5.000%, 07/01/2025	390	430
Denver City & County, Special Facilities, United Airlines Project, AMT, RB Callable 10/01/2023 @ 100 5.000%, 10/01/2032	3,200	3,236	Connecticut State, Health & Educational Facility Authority, Sacred Heart University Project, RB Callable 07/01/2027 @ 100 5.000%, 07/01/2034 5.000%, 07/01/2036	900 700	1,059 819
Denver, Convention Center Hotel Authority, RB 5.000%, 12/01/2025	1,900	2,064	Connecticut State, Ser A, GO Callable 10/15/2023 @ 100 5.000%, 10/15/2025	10,000	11,351
Denver, Convention Center Hotel Authority, RB Callable 12/01/2026 @ 100 5.000%, 12/01/2029 5.000%, 12/01/2031 5.000%, 12/01/2032 5.000%, 12/01/2034 5.000%, 12/01/2035 5.000%, 12/01/2036	400 855 1,200 1,000 800 600	433 921 1,291 1,072 856 640	Connecticut State, Ser C, GO 5.000%, 06/15/2026 Connecticut State, Ser E, GO Callable 09/15/2028 @ 100 5.000%, 09/15/2029	2,460 5,000	3,045 6,456
Dominion, Water & Sanitation District, RB Callable 12/01/2021 @ 102 5.250%, 12/01/2027	745	779	Connecticut State, Special Tax Obligation Transportation Infrastructure, Ser A, RB Callable 09/01/2024 @ 100 5.000%, 09/01/2034	2,500	2,886
			Connecticut State, Special Tax Obligation Transportation Infrastructure, Ser A, RB Callable 08/01/2025 @ 100 5.000%, 08/01/2028	1,950	2,336
			Connecticut State, Special Tax Obligation Transportation Infrastructure, Ser B, RB Callable 10/01/2028 @ 100 5.000%, 10/01/2030	2,000	2,566

Description	Face Amount (Thousands)	Market Value (\$ Thousands)
MUNICIPAL BONDS (continued)		
Connecticut State, Special Tax Revenue, RB Callable 05/01/2030 @ 100 5.000%, 05/01/2031	\$ 1,000	\$ 1,317
		33,921
Delaware — 0.0%		
Kent County, Student Housing and Dining Facility, Delaware State University Project, RB Callable 01/01/2028 @ 100 5.000%, 07/01/2040	440	423
District of Columbia — 0.7%		
Metropolitan Washington, Airports Authority, AMT, RB Callable 10/01/2027 @ 100 5.000%, 10/01/2028	2,000	2,494
Metropolitan Washington, Airports Authority, Ser A, AMT, RB 5.000%, 10/01/2027	4,500	5,661
Metropolitan Washington, Airports Authority, Ser A, AMT, RB Callable 10/01/2023 @ 100 5.000%, 10/01/2027	2,705	3,026
Metropolitan Washington, Airports Authority, Sub-Ser, RB Callable 10/01/2029 @ 100 4.000%, 10/01/2035 4.000%, 10/01/2036 4.000%, 10/01/2038	1,000 1,500 1,000	1,132 1,691 1,120
		15,124
Florida — 6.7%		
Alachua County, Celebration Pointe, Community Development District No. 1, SA 4.750%, 05/01/2024	265	279
Alachua County, Health Facilities Authority, RB Callable 06/01/2026 @ 100 5.000%, 12/01/2037 (A)	4,000	4,765
Alachua County, Health Facilities Authority, RB Callable 12/01/2029 @ 100 5.000%, 12/01/2030	1,500	1,945
Broward County, Airport System Revenue, AMT, RB Callable 10/01/2027 @ 100 5.000%, 10/01/2034 5.000%, 10/01/2035	1,300 2,000	1,559 2,390
Broward County, Airport System Revenue, RB 5.000%, 07/01/2027	2,885	3,732

Description	Face Amount (Thousands)	Market Value (\$ Thousands)
MUNICIPAL BONDS (continued)		
Broward County, Airport System Revenue, Ser B, AMT, RB 5.000%, 10/01/2029	\$ 1,000	\$ 1,288
Broward County, Port Facilities Revenue, Ser B, AMT, RB 5.000%, 09/01/2021 (E) 5.000%, 09/01/2021	1,675 825	1,751 858
Broward County, Port Facilities Revenue, Ser C, RB 5.000%, 09/01/2028	1,000	1,264
Broward County, Shool District, Ser A, COP 5.000%, 07/01/2028	5,000	6,430
Central Florida, Expressway Authority, RB Callable 07/01/2027 @ 100 5.000%, 07/01/2029	1,250	1,570
Florida State, Capital Trust Agency, Tuscan Gardens Community, Senior Living, Ser A, RB Callable 04/01/2022 @ 103 7.000%, 04/01/2035	1,205	843
Florida State, Citizens Property Insurance, Coastal Account, Ser A1, RB Callable 12/01/2024 @ 100 5.000%, 06/01/2025	15,000	17,643
Florida State, Department of Transportation, Right of Way Project, GO Callable 07/01/2028 @ 100 4.000%, 07/01/2033	5,000	6,106
Florida State, Development Finance, Nova Southern University Project, RB 5.000%, 04/01/2026 5.000%, 04/01/2027	285 300	340 364
Florida State, Development Finance, Surface Transportation Facility, AMT, RB Callable 10/01/2020 @ 105 6.500%, 01/01/2049 (A)(B)	2,355	2,036
Florida State, Higher Educational Facilities Financial Authority, Ringling College Project, RB Callable 03/01/2027 @ 100 5.000%, 03/01/2037	1,295	1,391
Florida State, Municipal Power Agency, All Requirements Power Project, RB Callable 10/01/2025 @ 100 5.000%, 10/01/2028	1,000	1,194
Florida State, Municipal Power Agency, Ser A, RB 5.000%, 10/01/2024	1,480	1,734
Florida State, Sunshine Skyway Bridge, Ser A, RB Callable 07/01/2029 @ 100 4.000%, 07/01/2033	2,930	3,525

SCHEDULE OF INVESTMENTS

August 31, 2020

Intermediate-Term Municipal Fund (Continued)

Description	Face Amount (Thousands)	Market Value (\$ Thousands)	Description	Face Amount (Thousands)	Market Value (\$ Thousands)
MUNICIPAL BONDS (continued)			MUNICIPAL BONDS (continued)		
Florida State, Turnpike Authority, Department of Transportation, Ser C, RB 5.000%, 07/01/2023	\$ 4,000	\$ 4,538	Miami-Dade County, Seaport Project, Ser A, RB Callable 10/01/2023 @ 100 5.500%, 10/01/2027	\$ 1,330	\$ 1,515
Florida State, University Bridge, Student Housing Project, RB Callable 12/01/2028 @ 100 5.250%, 12/01/2043 (B)	3,000	2,906	Orange County, Convention Center, RB 5.000%, 10/01/2024	280	321
Greater Orlando, Aviation Authority, Ser A, AMT, RB Callable 10/01/2029 @ 100 5.000%, 10/01/2030	1,500	1,925	Orange County, Convention Center, RB Callable 10/01/2025 @ 100 5.000%, 10/01/2026	755	884
Hillsborough County, Solid Waste & Resource Recovery Revenue, Ser A, AMT, RB Callable 09/01/2026 @ 100 5.000%, 09/01/2031	3,695	4,445	Orange County, Tourist Development Tax Revenue, Ser B, RB Callable 10/01/2026 @ 100 5.000%, 10/01/2032	3,270	3,821
Jacksonville, Special Revenue Authority, RB Callable 10/01/2024 @ 100 5.000%, 10/01/2027	4,265	5,018	Orlando, Utilities Commission, Ser ES, RB Callable 10/01/2027 @ 100 5.000%, 10/01/2036	3,500	4,371
JEA Electric System Revenue, RB Callable 04/01/2030 @ 100 5.000%, 10/01/2035	3,000	3,908	Osceola County, Transportation Revenue, Ser A-2, RB 2.453%, 10/01/2027 (D)	360	308
JEA Electric System Revenue, Sub-Ser A, RB Pre-Refunded @ 100 5.000%, 10/01/2023 (C)	900	1,030	2.321%, 10/01/2026 (D)	275	242
JEA Electric System Revenue, Sub-Ser A, RB Pre-Refunded @ 100 5.000%, 10/01/2025 (C)	970	1,110	2.120%, 10/01/2025 (D)	125	113
JEA Water & Sewer System Revenue, Ser A, RB Callable 04/01/2030 @ 100 5.000%, 10/01/2035	1,000	1,312	Palm Beach County, Health Facilities Authority, Retirement Life Community Project, RB Callable 11/15/2026 @ 100 5.000%, 11/15/2032	5,850	6,824
Lee County, Solid Waste System Revenue, AMT, RB, NATL 5.000%, 10/01/2026	2,425	2,919	Port Saint Lucie, Utility System Revenue, RB Callable 09/01/2026 @ 100 5.000%, 09/01/2029	1,500	1,865
Lee County, Transportation Facilities Revenue, RB, AGM 5.000%, 10/01/2023	1,800	2,027	Seminole County, Industrial Development Authority, Legacy Pointe at UCF Project, RB Callable 05/15/2022 @ 100 3.750%, 11/15/2025	835	779
Miami Beach, Redevelopment Agency, TA Callable 02/01/2024 @ 100 5.000%, 02/01/2030	2,500	2,857	Seminole County, Industrial Development Authority, Legacy Pointe at UCF Project, RB Callable 11/15/2026 @ 103 5.250%, 11/15/2039	3,660	3,381
Miami-Dade County, Educational Facilities Authority, University of Miami Project, Ser A, RB Callable 04/01/2025 @ 100 5.000%, 04/01/2030	430	491	South Miami, Health Facilities Authority, Baptist Health South Florida, RB Callable 08/15/2027 @ 100 5.000%, 08/15/2031	3,000	3,673
5.000%, 04/01/2031	910	1,037	Tampa, Cigarette Tax Allocation, Ser A, RB Callable 09/01/2030 @ 80 3.700%, 09/01/2036 (D)	305	186
Miami-Dade County, School Board Foundation, Ser B, COP Callable 05/01/2025 @ 100 5.000%, 05/01/2026	6,985	8,369	Volusia County, Educational Facility Authority, Embry-Riddle Aeronautical University Project, RB 5.000%, 10/15/2026	750	925

Description	Face Amount (Thousands)	Market Value (\$ Thousands)
MUNICIPAL BONDS (continued)		
Volusia County, Educational Facility Authority, Embry-Riddle Aeronautical University Project, RB Callable 10/15/2029 @ 100 4.000%, 10/15/2035	\$ 270	\$ 313
		136,420
Georgia — 3.0%		
Appling County, Development Authority, Oglethorpe Power Corp. Hatch Project, RB 1.500%, 01/01/2038 (A)	300	301
Atlanta, Water & Wastewater Revenue Authority, RB Callable 05/01/2025 @ 100 5.000%, 11/01/2033	5,010	5,949
Atlanta, Water & Wastewater Revenue Authority, Ser B, RB Callable 11/01/2023 @ 100 5.250%, 11/01/2028	3,000	3,457
Burke County, Development Authority, Oglethorpe Power Corp Project, RB 1.500%, 01/01/2040 (A)	785	789
Clarke County, Hospital Authority, Piedmont Healthcare, RB 5.000%, 07/01/2022 5.000%, 07/01/2024	2,875 1,075	3,107 1,248
Fulton County, Development Authority, RB Callable 04/01/2027 @ 100 5.000%, 04/01/2033	1,000	1,210
Georgia State, Main Street Natural Gas, Ser A1, RB 5.500%, 09/15/2028 5.250%, 09/15/2020	1,915 3,740	2,475 3,746
Georgia State, Main Street Natural Gas, Ser B, RB Callable 06/01/2023 @ 100 0.854%, 04/01/2048 (A)	1,865	1,862
Georgia State, Main Street Natural Gas, Ser C, RB Callable 06/01/2026 @ 100 4.000%, 03/01/2050 (A)	6,640	7,730
Georgia State, Main Street Natural Gas, Sub-Ser C, RB Callable 09/01/2023 @ 100 4.000%, 08/01/2048 (A)	4,000	4,418
Georgia State, Municipal Electric Authority, Plant Vogtle Units 3 & 4 Project, RB Callable 07/01/2028 @ 100 5.000%, 01/01/2032 5.000%, 01/01/2035	1,025 1,500	1,296 1,873

Description	Face Amount (Thousands)	Market Value (\$ Thousands)
MUNICIPAL BONDS (continued)		
Georgia State, Municipal Electric Authority, Plant Vogtle Units 3 & 4 Project, RB, AGM Callable 07/01/2028 @ 100 4.000%, 01/01/2044	\$ 3,250	\$ 3,727
Georgia State, Municipal Electric Authority, Project One, Sub-Ser A, RB Callable 07/01/2026 @ 100 5.000%, 01/01/2028	4,140	5,066
Georgia State, Municipal Electric Authority, Sub-Ser A, RB 5.000%, 01/01/2024	555	634
Georgia State, Ser A1, GO 5.000%, 02/01/2024	5,000	5,815
Georgia State, Ser C, GO 5.000%, 10/01/2021	3,000	3,157
Henry County, Hospital Authority, Piedmont Fayette Hospital Project, RB Callable 07/01/2024 @ 100 5.000%, 07/01/2026 5.000%, 07/01/2027	1,650 1,390	1,903 1,597
		61,360
Hawaii — 0.6%		
Hawaii State, Airports System Revenue, Ser A, AMT, RB Callable 07/01/2028 @ 100 5.000%, 07/01/2032	3,000	3,672
Hawaii State, Ser FW, GO Callable 01/01/2029 @ 100 4.000%, 01/01/2034 4.000%, 01/01/2037	2,000 4,500	2,396 5,313
		11,381
Idaho — 0.1%		
Idaho State, Building Authority, Lewis-Clark State College Project, Ser F, RB 5.000%, 09/01/2023	820	878
Idaho State, Health Facilities Authority, CHE Trinity Health Group, RB Callable 11/02/2020 @ 100 0.230%, 12/01/2048 (A)	1,125	1,125
		2,003
Illinois — 10.0%		
Champaign County, Community Unit School District No. 4 Champaign, Ser A, GO 1.589%, 01/01/2025 (D)	325	314
Chicago, Airport Authority, O'Hare International Airport, RB Callable 01/01/2023 @ 100 5.500%, 01/01/2027	2,000	2,140

SCHEDULE OF INVESTMENTS

August 31, 2020

Intermediate-Term Municipal Fund (Continued)

Description	Face Amount (Thousands)	Market Value (\$ Thousands)	Description	Face Amount (Thousands)	Market Value (\$ Thousands)
MUNICIPAL BONDS (continued)			MUNICIPAL BONDS (continued)		
Chicago, Airport Authority, O'Hare International Airport, Ser A, AMT, RB Callable 01/01/2025 @ 100 5.000%, 01/01/2029	\$ 5,000	\$ 5,788	Chicago, Ser A, GO Callable 01/01/2024 @ 100 5.250%, 01/01/2029	\$ 1,210	\$ 1,306
Chicago, Airport Authority, O'Hare International Airport, Ser A, AMT, RB Callable 07/01/2028 @ 100 5.000%, 07/01/2038	1,500	1,725	Chicago, Ser A, GO Callable 01/01/2029 @ 100 5.500%, 01/01/2035	3,020	3,530
Chicago, Airport Authority, O'Hare International Airport, Ser A, AMT, RB Callable 01/01/2029 @ 100 5.000%, 01/01/2036	1,290	1,568	Chicago, Ser C, GO 5.000%, 01/01/2026	1,130	1,268
Chicago, Airport Authority, O'Hare International Airport, Ser B, RB Callable 01/01/2025 @ 100 5.000%, 01/01/2030 5.000%, 01/01/2032	4,000 5,840	4,656 6,773	Chicago, Transit Authority, RB Callable 12/01/2026 @ 100 5.000%, 12/01/2046	1,500	1,713
Chicago, Airport Authority, O'Hare International Airport, Ser B, RB Callable 01/01/2026 @ 100 5.000%, 01/01/2035	3,500	4,056	Chicago, Transit Authority, Ser A, RB Callable 12/01/2029 @ 100 5.000%, 12/01/2045 4.000%, 12/01/2050 4.000%, 12/01/2055	2,550 2,000 1,750	3,070 2,199 1,915
Chicago, Airport Authority, O'Hare International Airport, Ser C, RB Callable 01/01/2026 @ 100 5.000%, 01/01/2031	2,450	2,876	Chicago, Waterworks Revenue, RB 5.000%, 11/01/2026	1,820	2,178
Chicago, Board of Education, RB Callable 04/01/2027 @ 100 5.000%, 04/01/2033 5.000%, 04/01/2034 5.000%, 04/01/2036 5.000%, 04/01/2037	500 620 445 725	553 684 489 795	Chicago, Waterworks Revenue, RB Callable 11/01/2026 @ 100 5.000%, 11/01/2027	2,360	2,853
Chicago, Board of Education, Ser B, GO 5.000%, 12/01/2027 5.000%, 12/01/2028	650 100	752 117	Chicago, Waterworks Revenue, Second Lien Project, RB Callable 11/01/2024 @ 100 5.000%, 11/01/2029 5.000%, 11/01/2034	1,000 1,500	1,135 1,681
Chicago, Board of Education, Ser C, GO Callable 12/01/2027 @ 100 5.000%, 12/01/2034	2,840	3,165	Chicago, Waterworks Revenue, Ser 2017-2, RB, AGM Callable 11/01/2027 @ 100 5.000%, 11/01/2035	5,000	5,884
Chicago, Board of Education, Ser D, GO Callable 12/01/2027 @ 100 5.000%, 12/01/2031	2,840	3,203	Cook County, Ser A, GO Callable 11/15/2020 @ 100 5.250%, 11/15/2033	3,500	3,523
Chicago, Board of Education, Ser D, GO Callable 12/01/2028 @ 100 5.000%, 12/01/2046	640	701	Cook County, Tax Revenue Authority, RB Callable 11/15/2027 @ 100 5.000%, 11/15/2035	4,000	4,769
Chicago, Midway International Airport, Ser A, AMT, RB Callable 01/01/2024 @ 100 5.000%, 01/01/2028	2,970	3,305	Illinois State, Development Authority, Memorial Group Project, RB Pre-Refunded @ 100 7.125%, 11/01/2023 (C)	3,310	4,003
Chicago, Motor Fuel Tax Revenue, RB 5.000%, 01/01/2024	1,000	1,063	Illinois State, Finance Authority, Advocate Health Care Project, RB Callable 06/01/2023 @ 100 5.000%, 06/01/2026	5,550	6,180
Chicago, Ser A, GO 5.000%, 01/01/2023	355	377	Illinois State, Finance Authority, Chicago International Charter School Project, RB Callable 12/01/2027 @ 100 5.000%, 12/01/2037	1,500	1,645
			Illinois State, Finance Authority, Health Care System Project, Ser A, RB Callable 11/15/2025 @ 100 5.000%, 11/15/2029	1,885	2,220

Description	Face Amount (Thousands)	Market Value (\$ Thousands)
MUNICIPAL BONDS (continued)		
Illinois State, Finance Authority, Illinois Institute of Technology, RB		
5.000%, 09/01/2021	\$ 160	\$ 164
5.000%, 09/01/2022	175	183
Illinois State, Finance Authority, Northshore University Health Care, RB		
Callable 08/15/2030 @ 100		
5.000%, 08/15/2031	2,000	2,669
Illinois State, Finance Authority, Northwestern University, RB		
Callable 12/01/2025 @ 100		
5.000%, 12/01/2026	2,500	3,068
Illinois State, Finance Authority, Rehabilitation Institute of Chicago Project, RB		
Callable 07/01/2023 @ 100		
5.500%, 07/01/2028	1,000	1,103
Illinois State, Finance Authority, University Medical Center Project, Ser A, RB		
Callable 05/15/2025 @ 100		
5.000%, 11/15/2033	1,050	1,203
Illinois State, Finance Authority, University Medical Center Project, Ser B, RB		
Callable 05/15/2025 @ 100		
5.000%, 11/15/2034	2,000	2,287
Illinois State, Finance Authority, University of Chicago Project, Ser A, RB		
Callable 10/01/2021 @ 100		
5.000%, 10/01/2030	1,000	1,048
Illinois State, Finance Authority, University of Illinois Chicago Project, RB		
5.000%, 02/15/2026	500	521
Illinois State, Finance Authority, University of Illinois Chicago Project, RB		
Callable 08/15/2027 @ 100		
5.000%, 02/15/2028	260	269
5.000%, 02/15/2030	390	399
5.000%, 02/15/2032	265	269
5.000%, 02/15/2037	570	567
Illinois State, GO		
5.500%, 05/01/2030	3,750	4,557
5.375%, 05/01/2023	165	179
Illinois State, GO		
Callable 03/01/2022 @ 100		
5.000%, 03/01/2036	1,215	1,247
Illinois State, GO		
Callable 02/01/2024 @ 100		
5.250%, 02/01/2030	3,350	3,603
5.250%, 02/01/2032	935	999
5.250%, 02/01/2033	735	784
Illinois State, GO		
Callable 11/01/2026 @ 100		
5.000%, 11/01/2036	2,970	3,230

Description	Face Amount (Thousands)	Market Value (\$ Thousands)
MUNICIPAL BONDS (continued)		
Illinois State, Municipal Electric Agency, Ser A, RB		
Callable 08/01/2025 @ 100		
5.000%, 02/01/2032	\$ 5,000	\$ 5,910
Illinois State, Regional Transportation Authority, RB, AGM		
6.000%, 06/01/2025	3,000	3,535
Illinois State, Regional Transportation Authority, RB, NATL		
6.500%, 07/01/2030	1,500	2,056
Illinois State, Regional Transportation Authority, Ser A, RB, NATL		
6.000%, 07/01/2031	1,000	1,370
5.500%, 07/01/2023	2,095	2,371
Illinois State, Ser A, RB, BAM		
5.000%, 06/15/2028	4,600	5,604
Illinois State, Ser B, GO		
Callable 11/01/2029 @ 100		
4.000%, 11/01/2034	3,225	3,350
4.000%, 11/01/2035	2,800	2,896
Illinois State, Ser D, GO		
5.000%, 11/01/2023	1,000	1,073
5.000%, 11/01/2025	1,585	1,755
Illinois State, Ser D, GO		
Callable 11/01/2027 @ 100		
5.000%, 11/01/2028	1,000	1,122
Illinois State, Sports Facilities Authority, RB, BAM		
5.000%, 06/15/2029	1,500	1,864
Illinois State, Tax Revenue Authority, RB		
Callable 06/15/2023 @ 100		
5.000%, 06/15/2024	2,500	2,736
Illinois State, Toll Highway Authority, RB		
5.000%, 01/01/2029	1,000	1,292
Illinois State, Toll Highway Authority, Ser A, RB		
Callable 01/01/2023 @ 100		
5.000%, 01/01/2031	3,035	3,317
Illinois State, Toll Highway Authority, Ser A, RB		
Callable 01/01/2026 @ 100		
5.000%, 12/01/2032	2,000	2,386
Illinois State, Toll Highway Authority, Ser B, RB		
Callable 01/01/2024 @ 100		
5.000%, 01/01/2032	1,250	1,413
Kane County, School District No. 131 Aurora East Side, Ser B, GO, AGM		
5.000%, 12/01/2026	815	981
Metropolitan Chicago, Water Reclamation District, Ser A, GO		
5.000%, 12/01/2023	2,250	2,567

SCHEDULE OF INVESTMENTS

August 31, 2020

Intermediate-Term Municipal Fund (Continued)

Description	Face Amount (Thousands)	Market Value (\$ Thousands)	Description	Face Amount (Thousands)	Market Value (\$ Thousands)
MUNICIPAL BONDS (continued)			MUNICIPAL BONDS (continued)		
Metropolitan Chicago, Water Reclamation District, Ser A, GO Callable 12/01/2026 @ 100 5.000%, 12/01/2031	\$ 3,275	\$ 3,957	Indiana State, Housing & Community Development Authority, Ser B-1, RB, GNMA Callable 07/01/2029 @ 100 3.250%, 07/01/2049	\$ 550	\$ 598
Metropolitan Pier & Exposition Authority, McCormick Place Expansion Project, RB Callable 12/15/2027 @ 100 5.000%, 12/15/2031	250	287	Indiana State, Municipal Power Agency, Ser A, RB Callable 01/01/2028 @ 100 5.000%, 01/01/2032	2,000	2,516
5.000%, 12/15/2032	255	291	Indianapolis, Local Public Improvement Bond Bank, Indianapolis Airport Authority, AMT, RB 5.000%, 01/01/2023	5,750	6,266
5.000%, 12/15/2033	300	341	Richmond, Hospital Authority, Reid Hospital Project, RB Callable 01/01/2025 @ 100 5.000%, 01/01/2035	3,400	3,802
5.000%, 12/15/2034	400	453	Whiting, Industry Environmental Facilities, BP Products North America Project, AMT, RB 5.000%, 11/01/2047 (A)	5,000	5,863
Railsplitter, Tobacco Settlement Authority, RB Callable 06/01/2026 @ 100 5.000%, 06/01/2027	6,100	7,429			26,885
Sales Tax Securitization, RB 5.000%, 01/01/2028	380	460	Iowa — 0.1%		
Sales Tax Securitization, Ser A, RB 5.000%, 01/01/2027	2,000	2,385	Iowa State, Finance Authority, Lifespace Communities Project, RB Callable 11/15/2020 @ 100 2.875%, 05/15/2049	225	226
Sales Tax Securitization, Ser A, RB Callable 01/01/2028 @ 100 5.000%, 01/01/2034	3,760	4,368	Iowa State, Finance Authority, State Revolving Fund, RB Pre-Refunded @ 100 5.000%, 08/01/2021 (C)	1,500	1,566
5.000%, 01/01/2037	1,000	1,151	Iowa State, Student Loan Liquidity, Ser B, AMT, RB 5.000%, 12/01/2022	190	203
Sales Tax Securitization, Ser A, RB Callable 01/01/2030 @ 100 5.000%, 01/01/2036	3,750	4,452			1,995
Sales Tax Securitization, Ser A, RB, BAM Callable 01/01/2030 @ 100 5.000%, 01/01/2037	200	241	Kansas — 0.5%		
University of Illinois, Ser A, RB Callable 04/01/2023 @ 100 5.000%, 04/01/2028	3,210	3,517	Kansas State, Department of Transportation, RB Callable 09/01/2025 @ 100 5.000%, 09/01/2033	3,500	4,192
University of Illinois, Ser A, RB Callable 04/01/2024 @ 100 5.000%, 04/01/2028	2,035	2,294	Kansas State, Development Finance Authority, Adventist Health Sunbelt Project, RB Callable 05/15/2022 @ 100 5.000%, 11/15/2029	4,000	4,280
		203,745	Wyandotte County, Kansas City Sales Tax, Vacation Village Project, RB Callable 09/01/2025 @ 100 5.000%, 09/01/2027	1,120	1,076
					9,548
Indiana — 1.3%					
Indiana State, Educational Facilities Finance Authority, Butler University Project, Ser S, RB Callable 02/01/2022 @ 100 5.000%, 02/01/2029	1,000	1,043			
Indiana State, Finance Authority, Indianapolis Power & Light Company Project, Ser S, RB 3.125%, 12/01/2024	1,930	2,121			
Indiana State, Finance Authority, Stadium Project, Ser A, RB Callable 08/01/2025 @ 100 5.250%, 02/01/2035	2,000	2,313			
Indiana State, Finance Authority, University Health Project, Ser A, RB 5.000%, 12/01/2024	2,000	2,363			

Description	Face Amount (Thousands)	Market Value (\$ Thousands)
MUNICIPAL BONDS (continued)		
Kentucky — 1.9%		
Kentucky State, Public Energy Authority, Ser A, RB Callable 01/02/2024 @ 100 4.000%, 04/01/2048 (A)	\$ 15,280	\$ 16,863
Kentucky State, Public Energy Authority, Ser A, RB Callable 03/01/2026 @ 101 4.000%, 12/01/2050 (A)	1,775	2,060
Kentucky State, Public Energy Authority, Ser B, RB Callable 10/01/2024 @ 100 4.000%, 01/01/2049 (A)	15,725	17,666
Louisville & Jefferson County, Metropolitan Government & Health System, RB Callable 07/01/2026 @ 101 5.000%, 10/01/2047 (A)	1,175	1,373
		<u>37,962</u>
Louisiana — 1.7%		
East Baton Rouge, Sewerage Commission, Ser B, RB Pre-Refunded @ 100 5.000%, 02/01/2025 (C)	1,000	1,204
Louisiana State, Highway Improvement, Ser A, RB Callable 06/15/2024 @ 100 5.000%, 06/15/2025 5.000%, 06/15/2030	2,000 1,500	2,337 1,730
Louisiana State, Public Facilities Authority, Tulane University Project, Ser A, RB Callable 12/15/2026 @ 100 5.000%, 12/15/2030	3,000	3,672
Louisiana State, Tobacco Settlement Financing, Ser A, RB Callable 09/21/2020 @ 100 5.500%, 05/15/2030	1,590	1,593
New Orleans, Aviation Board, General North Terminal Project, Ser B, AMT, RB, AGM Callable 01/01/2025 @ 100 5.000%, 01/01/2028 5.000%, 01/01/2032 5.000%, 01/01/2033	3,000 2,100 2,100	3,473 2,403 2,395
New Orleans, Aviation Board, RB, AGM Callable 01/01/2028 @ 100 5.000%, 01/01/2031	1,260	1,549
New Orleans, Aviation Board, RB, AGM Callable 10/01/2028 @ 100 5.000%, 10/01/2036	1,550	1,864

Description	Face Amount (Thousands)	Market Value (\$ Thousands)
MUNICIPAL BONDS (continued)		
New Orleans, Ernest N Morial Exhibition Hall Authority, Special Tax Callable 07/15/2022 @ 100 5.000%, 07/15/2026 5.000%, 07/15/2027	\$ 1,000 1,750	\$ 1,071 1,868
New Orleans, Regional Transit Authority, Ser A, RB, AGM 5.000%, 01/01/2027	515	643
St. James Parish, Louisiana Revenue, NuStar Logistics, RB 6.100%, 06/01/2038 (A)(B) 6.100%, 12/01/2040 (A)(B) 5.850%, 08/01/2041 (A)(B)	200 235 1,625	236 277 1,779
St. James Parish, Louisiana Revenue, NuStar Logistics, Ser 2, RB Callable 06/01/2030 @ 100 6.350%, 10/01/2040 (B)	1,015	1,205
St. John the Baptist Parish, Marathon Oil Project, RB 2.200%, 06/01/2037 (A) 2.125%, 06/01/2037 (A)	1,000 2,750	1,003 2,764
St. John the Baptist Parish, Sub-Ser, RB 2.375%, 06/01/2037 (A)	590	597
		<u>33,663</u>
Maryland — 2.0%		
Baltimore, Harbor Point Project, TA Callable 06/01/2029 @ 100 3.500%, 06/01/2039 (B) 3.450%, 06/01/2035 (B) 3.400%, 06/01/2034 (B) 3.350%, 06/01/2033 (B) 3.300%, 06/01/2032 (B) 3.250%, 06/01/2031 (B)	380 180 170 160 145 130	351 168 159 150 137 124
Maryland State, Community Development Administration, Ser C, RB Callable 03/01/2029 @ 100 3.500%, 03/01/2050	620	684
Maryland State, Health & Higher Educational Facilities Authority, Adventist HealthCare, RB Callable 01/01/2027 @ 100 5.500%, 01/01/2036	2,000	2,263
Maryland State, Health & Higher Educational Facilities Authority, Lifebridge Health, RB Callable 07/01/2026 @ 100 4.000%, 07/01/2035	1,000	1,115
Maryland State, Health & Higher Educational Facilities Authority, University of Maryland Medical System, Ser B, RB Callable 07/01/2027 @ 100 5.000%, 07/01/2032	5,000	6,040

SCHEDULE OF INVESTMENTS

August 31, 2020

Intermediate-Term Municipal Fund (Continued)

Description	Face Amount (Thousands)	Market Value (\$ Thousands)	Description	Face Amount (Thousands)	Market Value (\$ Thousands)
MUNICIPAL BONDS (continued)			MUNICIPAL BONDS (continued)		
Maryland State, Ser A, GO			Massachusetts State, Educational Financing		
5.000%, 03/15/2025	\$ 5,000	\$ 6,064	Authority, Ser B, AMT, RB		
5.000%, 03/15/2028	2,000	2,646	5.000%, 07/01/2028	\$ 1,750	\$ 2,114
Maryland State, Ser C, GO			Massachusetts State, Educational Financing		
5.000%, 08/01/2024	3,000	3,557	Authority, Ser K, AMT, RB		
Maryland State, Transportation Authority,			5.000%, 07/01/2022	5,000	5,323
AMT, RB			Massachusetts State, Federal Highway		
5.000%, 06/01/2027	4,850	5,894	Grant, Accelerated Bridge Project, Ser S,		
Montgomery County, Ser A, GO			RB		
5.000%, 11/01/2023	5,500	6,331	Callable 06/15/2025 @ 100		
Montgomery County, Ser A, GO			5.000%, 06/15/2026	2,500	3,036
Pre-Refunded @ 100			Massachusetts State, Port Authority, Ser A,		
5.000%, 11/01/2024 (C)	1,625	1,942	AMT, RB		
Prince George's County, Collington Episcopal			Callable 07/01/2027 @ 100		
Life Project, RB			5.000%, 07/01/2029	1,855	2,289
Callable 04/01/2027 @ 100			Massachusetts State, Port Authority, Ser A,		
5.000%, 04/01/2030	2,880	2,969	AMT, RB		
		<u>40,594</u>	Callable 07/01/2029 @ 100		
			5.000%, 07/01/2030	1,330	1,660
Massachusetts — 2.5%			Massachusetts State, Port Authority, Ser A,		
Massachusetts State, Development Finance			RB		
Agency, Partner Health Care, RB			Callable 07/01/2025 @ 100		
Pre-Refunded @ 100			5.000%, 07/01/2031	1,250	1,477
5.000%, 07/01/2021 (C)	755	785	Massachusetts State, School Building		
Massachusetts State, Development Finance			Authority, Ser C, RB		
Agency, Provident Commonwealth			Callable 08/15/2025 @ 100		
Education Resources, RB			5.000%, 08/15/2029	1,370	1,663
Callable 10/01/2026 @ 100			Massachusetts State, Ser A, GO		
5.000%, 10/01/2027	2,965	2,925	Callable 01/01/2029 @ 100		
Massachusetts State, Development Finance			5.000%, 01/01/2035	5,500	7,133
Agency, Ser A, RB			Massachusetts State, Ser D, GO		
Callable 01/01/2029 @ 100			Callable 05/01/2029 @ 100		
5.000%, 07/01/2034	1,325	1,572	4.000%, 05/01/2034	6,500	7,935
Massachusetts State, Development Finance			Massachusetts State, Transportation Trust		
Agency, Ser S, RB			Fund Metropolitan Highway System		
5.000%, 07/15/2025 (B)	120	136	Revenue, Ser A, RB		
Massachusetts State, Development Finance			Callable 01/01/2029 @ 100		
Agency, Suffolk University, RB			5.000%, 01/01/2034	3,000	3,810
Callable 07/01/2027 @ 100			Massachusetts State, Water Pollution		
5.000%, 07/01/2035	145	166	Abatement Trust, RB		
Massachusetts State, Development Finance			5.000%, 08/01/2023	2,265	2,577
Agency, UMass Student Housing Project,					<u>50,354</u>
RB			Michigan — 2.3%		
5.000%, 10/01/2026	2,225	2,201	Great Lakes, Water Authority, Water Supply		
Massachusetts State, Development Finance			System, Ser C, RB		
Agency, Wellforce Project, Ser C, RB, AGM			5.000%, 07/01/2031	3,665	4,460
5.000%, 10/01/2022	300	326	Great Lakes, Water Authority, Water Supply		
5.000%, 10/01/2023	300	338	System, Ser D, RB		
Massachusetts State, Educational Financing			5.000%, 07/01/2036	5,000	5,994
Authority, Ser A, AMT, RB			Imlay, Community Schools, Ser I, GO		
5.000%, 07/01/2025	2,500	2,888	5.000%, 05/01/2029	420	562

Description	Face Amount (Thousands)	Market Value (\$ Thousands)
MUNICIPAL BONDS (continued)		
Michigan State, Finance Authority, Detroit Water Sewage, RB, AGM 5.000%, 07/01/2022	\$ 5,000	\$ 5,433
5.000%, 07/01/2023	2,500	2,829
Michigan State, Finance Authority, Detroit Water Sewage, RB, AGM Callable 07/01/2024 @ 100 5.000%, 07/01/2030	1,000	1,149
Michigan State, Finance Authority, Government Loan Program, RB Callable 07/01/2025 @ 100 5.000%, 07/01/2034	2,565	2,994
Michigan State, Finance Authority, Hospital Oakwood Project, RB Callable 08/15/2023 @ 100 5.000%, 08/15/2031	3,300	3,632
Michigan State, Finance Authority, Hospital Sparrow Project, RB Callable 05/15/2025 @ 100 5.000%, 11/15/2033	2,755	3,143
Michigan State, Finance Authority, Hospital Trinity Health Credit, RB Callable 12/01/2027 @ 100 5.000%, 12/01/2034	2,000	2,463
Michigan State, Hospital Finance Authority, Ser Senior CR, RB Callable 05/15/2030 @ 100 5.000%, 11/15/2047	345	434
Michigan State, Housing Development Authority, Ser B, RB Callable 12/01/2028 @ 100 3.750%, 06/01/2050	280	311
Michigan State, Strategic Fund, AMT, RB Callable 12/31/2028 @ 100 5.000%, 12/31/2031	3,500	4,103
Michigan State, Tobacco Settlement Finance Authority, Ser A, RB Callable 09/16/2020 @ 100 6.000%, 06/01/2034	1,140	1,143
Richmond, Community Schools, Ser I, GO Callable 05/01/2029 @ 100 5.000%, 05/01/2031	940	1,233
Utica, Community Schools, GO 5.000%, 05/01/2025	2,500	3,015
Wayne County, Airport Authority, Ser D, RB Callable 12/01/2025 @ 100 5.000%, 12/01/2030 5.000%, 12/01/2031	1,300 1,800	1,536 2,118
		46,552

Description	Face Amount (Thousands)	Market Value (\$ Thousands)
MUNICIPAL BONDS (continued)		
Minnesota — 0.5%		
Apple Valley, Senior Living Project, RB Callable 01/01/2022 @ 100 5.500%, 01/01/2029	\$ 1,390	\$ 1,400
5.500%, 01/01/2031	1,275	1,282
5.250%, 01/01/2037	500	381
Duluth, Independent School District No. 709, Ser A, COP 5.000%, 02/01/2025	500	590
Minneapolis & St. Paul, Metropolitan Airports Commission, Ser C, RB Callable 01/01/2027 @ 100 5.000%, 01/01/2029 5.000%, 01/01/2031	300 300	369 365
Minnesota State, Municipal Power Agency, Ser A, RB 5.000%, 10/01/2022	200	219
Minnesota State, Municipal Power Agency, Ser A, RB Callable 10/01/2024 @ 100 5.000%, 10/01/2025 5.000%, 10/01/2027	350 600	413 705
Rochester, Mayo Clinic Project, Ser C, RB 4.500%, 11/15/2038 (A)	1,535	1,594
St. Cloud, Centracare Health System, Ser A, RB Callable 05/01/2026 @ 100 5.000%, 05/01/2030 5.000%, 05/01/2031	1,115 695	1,331 826
		9,475
Mississippi — 0.3%		
Mississippi State, Business Finance Commission, Chevron USA Project, Ser L, RB Callable 09/01/2020 @ 100 0.030%, 11/01/2035 (A)	1,000	1,000
Mississippi State, Business Finance, Chevron USA Project, Ser B, RB Callable 09/01/2020 @ 100 0.030%, 12/01/2030 (A)	250	250
Mississippi State, Business Finance, Chevron USA Project, Ser H, RB Callable 09/01/2020 @ 100 0.030%, 11/01/2035 (A)	1,495	1,495
Mississippi State, Ser A, RB 5.000%, 10/15/2022 5.000%, 10/15/2023	400 285	436 322
Mississippi State, Ser E, RB Callable 10/15/2025 @ 100 5.000%, 10/15/2029	1,000	1,158

SCHEDULE OF INVESTMENTS

August 31, 2020

Intermediate-Term Municipal Fund (Continued)

Description	Face Amount (Thousands)	Market Value (\$ Thousands)
MUNICIPAL BONDS (continued)		
West Rankin, Utility Authority, RB, AGM Callable 01/01/2025 @ 100 5.000%, 01/01/2029	\$ 1,100	\$ 1,280
		5,941
Missouri — 2.1%		
Bi-State, Development Agency of the Missouri-Illinois Metropolitan District, RB Callable 10/01/2029 @ 100 4.000%, 10/01/2036	995	1,172
Kansas City, Airport Revenue, General Improvement Project, Ser A, AMT, RB Callable 09/01/2021 @ 100 5.000%, 09/01/2023	8,015	8,328
Kansas City, Land Clearance Redevelopment Authority, Convention Center Hotel Project, RB Callable 02/01/2028 @ 100 5.000%, 02/01/2040 (B) 4.375%, 02/01/2031 (B)	230 600	241 620
Kansas City, Sanitary Sewer System Revenue, Sub-Ser A, RB Callable 01/01/2028 @ 100 5.000%, 01/01/2032	1,000	1,269
Missouri State, Health & Educational Facilities Authority, CoxHealth, Ser A, RB Callable 11/15/2025 @ 100 5.000%, 11/15/2034	3,000	3,497
Missouri State, Health & Educational Facilities Authority, Saint Lukes Health System, RB Callable 05/15/2026 @ 100 5.000%, 11/15/2028	1,000	1,212
Missouri State, Health & Educational Facilities Authority, SSM Health Care Project, Ser A, RB Callable 06/01/2024 @ 100 5.000%, 06/01/2028	3,425	3,893
Missouri State, Health & Educational Facilities Authority, The Washington University Project, Ser B, RB 0.030%, 09/01/2030 (A)	2,000	2,000
Missouri State, Housing Development Commission, RB, GNMA/FNMA/FHLMC Callable 05/01/2029 @ 100 3.875%, 05/01/2050	1,160	1,299
Missouri State, Housing Development Commission, Ser A, RB, GNMA/FNMA/ FHLMC Callable 05/01/2029 @ 100 3.500%, 11/01/2050	750	831

Description	Face Amount (Thousands)	Market Value (\$ Thousands)
MUNICIPAL BONDS (continued)		
Missouri State, Joint Municipal Electric Utility Commission, Plum Point Project, RB Callable 01/01/2025 @ 100 5.000%, 01/01/2029	\$ 2,000	\$ 2,334
Missouri State, Joint Municipal Electric Utility Commission, Plum Point Project, Ser A, RB Callable 01/01/2024 @ 100 5.000%, 01/01/2027 5.000%, 01/01/2028	1,850 1,400	2,113 1,595
Missouri State, Joint Municipal Electric Utility Commission, Prairie Project, Ser A, RB Callable 06/01/2025 @ 100 5.000%, 12/01/2026	5,135	6,160
St Louis, Airport Revenue, AMT, RB Callable 07/01/2029 @ 100 5.000%, 07/01/2032 5.000%, 07/01/2033	595 625	727 759
University of Missouri, Ser A, RB 5.000%, 11/01/2024	3,000	3,586
		41,636
Montana — 0.1%		
Kalispell, Housing & Healthcare Facilities, Immanuel Lutheran Project, Ser A, RB Callable 05/15/2025 @ 102 5.250%, 05/15/2029	1,130	1,176
Nebraska — 1.3%		
Central Plains, Energy Project, Ser A, RB 5.000%, 09/01/2031 5.000%, 09/01/2034 5.000%, 09/01/2035 5.000%, 09/01/2036	3,700 1,000 2,840 3,140	4,810 1,339 3,831 4,262
Nebraska State, Public Power District, Ser A, RB Callable 01/01/2022 @ 100 5.000%, 01/01/2029	765	809
Nebraska State, Public Power District, Ser A, RB Callable 01/01/2028 @ 100 5.000%, 01/01/2033	1,000	1,261
Nebraska State, Public Power Generation Agency, Whelan Energy Center, RB Callable 01/01/2025 @ 100 5.000%, 01/01/2030	5,500	6,439
Omaha, Public Power District, Ser A, RB Callable 02/01/2026 @ 100 5.000%, 02/01/2027	1,500	1,857
Omaha, Public Power District, Ser B, RB Pre-Refunded @ 100 5.000%, 02/01/2021 (C)	2,000	2,040

Description	Face Amount (Thousands)	Market Value (\$ Thousands)
MUNICIPAL BONDS (continued)		
Washington County, Waste Water Authority, AMT, RB 0.900%, 09/01/2030 (A)	\$ 700	\$ 700
		27,348
Nevada — 0.6%		
Clark County, Airport Authority, Las Vegas McCarran International Project, RB 5.000%, 07/01/2027	1,545	1,943
Clark County, School District, Ser A, GO, AGM 5.000%, 06/15/2026	1,000	1,226
Clark County, School District, Ser B, GO, AGM 5.000%, 06/15/2029	1,000	1,306
Clark County, Ser B, GO Callable 11/01/2026 @ 100 5.000%, 11/01/2029	5,000	6,210
Las Vegas, Convention & Visitors Authority, Ser C, RB Callable 07/01/2024 @ 100 5.000%, 07/01/2030	525	572
Reno, Sales Tax Revenue, First Lien, RB Callable 12/01/2028 @ 100 5.000%, 06/01/2037	590	658
Reno, Sales Tax Revenue, Second Lien, RB, AGM Callable 12/01/2028 @ 100 5.000%, 06/01/2033	400	485
Sparks, Sales Tax Revenue, Ser A, RB 2.500%, 06/15/2024 (B)	255	253
		12,653
New Jersey — 4.0%		
New Jersey State, Economic Development Authority, Continental Airlines Project, AMT, RB Callable 03/05/2024 @ 101 5.625%, 11/15/2030	1,160	1,203
New Jersey State, Economic Development Authority, NJ Transit Project, RB Callable 11/01/2029 @ 100 4.000%, 11/01/2037	1,000	1,077
New Jersey State, Economic Development Authority, Provident Group Montclair Project, RB, AGM 5.000%, 06/01/2027	995	1,228
New Jersey State, Economic Development Authority, Provident Group Montclair Project, RB, AGM Callable 06/01/2027 @ 100 5.000%, 06/01/2037	1,225	1,448

Description	Face Amount (Thousands)	Market Value (\$ Thousands)
MUNICIPAL BONDS (continued)		
New Jersey State, Economic Development Authority, School Facilities Construction Project, RB Callable 03/01/2023 @ 100 5.000%, 03/01/2025	\$ 1,775	\$ 1,925
5.000%, 03/01/2028	1,250	1,346
New Jersey State, Economic Development Authority, School Facilities Project, RB 5.000%, 06/15/2022	3,800	3,946
New Jersey State, Economic Development Authority, School Facilities Project, RB Callable 06/15/2025 @ 100 5.250%, 06/15/2027	3,000	3,448
5.250%, 06/15/2031	4,750	5,366
5.000%, 06/15/2026	3,020	3,454
New Jersey State, Educational Facilities Authority, Ser C, RB, AGM Callable 07/01/2030 @ 100 4.000%, 07/01/2050	130	146
New Jersey State, Health Care Facilities Financing Authority, Barnabas Health Project, Ser A, RB Callable 07/01/2022 @ 100 5.000%, 07/01/2023	855	923
New Jersey State, Health Care Facilities Financing Authority, Inspira Health Obligated Group, RB Callable 07/01/2027 @ 100 5.000%, 07/01/2036	2,250	2,680
New Jersey State, Health Care Facilities Financing Authority, Valley Health System Obligated Group, RB Callable 07/01/2029 @ 100 5.000%, 07/01/2033	2,590	3,254
New Jersey State, Higher Education Student Assistance Authority, Ser B, AMT, RB 5.000%, 12/01/2024	2,400	2,742
New Jersey State, Housing & Mortgage Finance Agency, Ser D, AMT, RB 4.000%, 10/01/2021	2,120	2,189
New Jersey State, Tobacco Settlement Financing, Ser A, RB Callable 06/01/2028 @ 100 5.000%, 06/01/2035	10,000	12,297
New Jersey State, Tobacco Settlement Financing, Sub-Ser B, RB Callable 06/01/2028 @ 100 5.000%, 06/01/2046	4,390	4,970
New Jersey State, Transportation Trust Fund Authority, Federal Highway Reimbursement Notes, RB Callable 06/15/2026 @ 100 5.000%, 06/15/2028	2,000	2,339

SCHEDULE OF INVESTMENTS

August 31, 2020

Intermediate-Term Municipal Fund (Continued)

Description	Face Amount (Thousands)	Market Value (\$ Thousands)	Description	Face Amount (Thousands)	Market Value (\$ Thousands)
MUNICIPAL BONDS (continued)			MUNICIPAL BONDS (continued)		
New Jersey State, Transportation Trust Fund Authority, RB 5.000%, 12/15/2024	\$ 280	\$ 321	Long Island, Power Authority, Ser B, RB 5.000%, 09/01/2031	\$ 3,165	\$ 3,866
New Jersey State, Transportation Trust Fund Authority, RB Callable 06/15/2026 @ 100 5.000%, 06/15/2030	3,585	4,141	Long Island, Power Authority, Ser B, RB Callable 03/01/2025 @ 100 0.850%, 09/01/2050 (A)	1,500	1,506
New Jersey State, Transportation Trust Fund Authority, Ser B, RB Callable 06/15/2021 @ 100 5.500%, 06/15/2031	3,270	3,356	Metropolitan New York, Transportation Authority, Ser A1, RB, BAN 5.000%, 02/01/2023	1,920	2,018
New Jersey State, Transportation Trust Fund Authority, Ser S, RB Callable 12/15/2028 @ 100 5.000%, 06/15/2032	1,250	1,480	Metropolitan New York, Transportation Authority, Ser A-2, RB 5.000%, 11/15/2034 (A)	1,000	1,070
New Jersey State, Turnpike Authority, Ser A, RB Callable 01/01/2027 @ 100 5.000%, 01/01/2033	2,230	2,669	5.000%, 11/15/2045 (A)	500	579
New Jersey State, Turnpike Authority, Ser E, RB Callable 01/01/2028 @ 100 5.000%, 01/01/2031	1,250	1,558	Metropolitan New York, Transportation Authority, Ser B, RB 5.000%, 11/15/2022	3,080	3,227
5.000%, 01/01/2032	6,000	7,416	Metropolitan New York, Transportation Authority, Ser B1, RB Callable 11/15/2023 @ 100 5.000%, 11/15/2029	4,140	4,572
5.000%, 01/01/2033	350	429	Metropolitan New York, Transportation Authority, Ser C-1, RB Callable 05/15/2028 @ 100 5.000%, 11/15/2031	4,000	4,450
South Jersey Port, Marine Terminal, Sub-Ser B, AMT, RB Callable 01/01/2028 @ 100 5.000%, 01/01/2032	285	322	Metropolitan New York, Transportation Authority, Ser D, RB Callable 11/15/2026 @ 100 5.000%, 11/15/2030	1,000	1,093
5.000%, 01/01/2033	425	478	Monroe County, Industrial Development Authority, University of Rochester Project, Ser A, RB Callable 07/01/2027 @ 100 5.000%, 07/01/2028	1,325	1,679
5.000%, 01/01/2034	570	639	Nassau County, Local Economic Assistance, Catholic Health Services of Long Island Project, RB Callable 07/01/2024 @ 100 5.000%, 07/01/2029	1,000	1,131
5.000%, 01/01/2035	570	637	New York & New Jersey, Port Authority, JFK International Air Terminal Project, RB Callable 10/01/2020 @ 100 6.500%, 12/01/2028	3,500	3,547
5.000%, 01/01/2036	570	635	New York City, Industrial Development Agency, Trips Obligation Group, Ser A, AMT, RB 5.000%, 07/01/2022	1,115	1,179
5.000%, 01/01/2037	570	633	New York City, Ser A-1, GO 5.000%, 08/01/2026	465	574
		80,695	New York City, Ser A-1, GO Callable 08/01/2030 @ 100 5.000%, 08/01/2032	1,810	2,365
New Mexico — 0.1%			New York City, Ser B-1, GO Callable 10/01/2029 @ 100 4.000%, 10/01/2035	500	588
New Mexico State, Hospital Equipment Loan Council, Presbyterian Health Care Services, RB Callable 08/01/2025 @ 100 5.000%, 08/01/2030	1,130	1,334			
Santa Fe, Retirement Facilities Revenue, El Castillo Retirement Project, RB Callable 05/15/2026 @ 103 5.000%, 05/15/2034	650	700			
		2,034			
New York — 6.2%					
Long Island, Power Authority, RB Callable 09/01/2027 @ 100 5.000%, 09/01/2033	250	311			
5.000%, 09/01/2034	1,000	1,240			

Description	Face Amount (Thousands)	Market Value (\$ Thousands)
MUNICIPAL BONDS (continued)		
New York City, Ser E, GO 5.000%, 08/01/2023	\$ 1,315	\$ 1,487
New York City, Ser F, GO Callable 02/01/2022 @ 100 5.000%, 08/01/2028	2,500	2,660
New York City, Ser G4, GO 0.080%, 04/01/2042 (A)(F)	1,000	1,000
New York City, Sub-Ser G1, GO Callable 04/01/2022 @ 100 5.000%, 04/01/2023	2,055	2,206
New York City, Sub-Ser I, GO Callable 03/01/2024 @ 100 5.000%, 03/01/2025	2,500	2,894
New York City, Transitional Finance Authority Future Tax Secured Revenue, RB Callable 11/01/2030 @ 100 5.000%, 11/01/2032	925	1,235
New York City, Transitional Finance Authority, Future Tax Secured Revenue, Sub-Ser E1, RB Callable 02/01/2022 @ 100 5.000%, 02/01/2026	2,470	2,631
New York City, Transitional Finance Authority, Future Tax Secured Revenue, Sub-Ser I, RB Callable 05/01/2023 @ 100 5.000%, 05/01/2028	2,500	2,793
New York City, Trust for Cultural Resources, Whitney Museum of American Art Project, RB Callable 01/01/2021 @ 100 5.000%, 07/01/2021	1,320	1,339
New York State, Dormitory Authority, Memorial Sloan-Kettering Project, Ser 1, RB Pre-Refunded @ 100 5.000%, 01/01/2022 (C)	610	649
New York State, Dormitory Authority, New York State University Project, Ser A, RB Callable 07/01/2027 @ 100 5.000%, 07/01/2035	2,000	2,424
New York State, Dormitory Authority, New York Touro College & University System, Ser A, RB Callable 07/02/2024 @ 100 5.250%, 01/01/2034	910	968
New York State, Dormitory Authority, North Shore Jewish Project, Ser A, RB Pre-Refunded @ 100 5.000%, 05/01/2021 (C)	2,135	2,203

Description	Face Amount (Thousands)	Market Value (\$ Thousands)
MUNICIPAL BONDS (continued)		
New York State, Dormitory Authority, RB, AGM Callable 10/01/2028 @ 100 5.000%, 10/01/2033	\$ 3,250	\$ 4,088
New York State, Dormitory Authority, Ser 1, RB 5.000%, 01/15/2027	1,000	1,235
New York State, Dormitory Authority, Ser 1, RB Callable 01/15/2028 @ 100 5.000%, 01/15/2031	5,000	6,183
New York State, Dormitory Authority, Ser 2015B-B, RB Callable 09/15/2025 @ 100 5.000%, 03/15/2030	5,000	6,019
New York State, Dormitory Authority, Ser A, RB Callable 02/15/2024 @ 100 5.000%, 02/15/2025	2,500	2,887
New York State, Dormitory Authority, Ser D, RB 5.000%, 02/15/2028	1,900	2,463
New York State, Dormitory Authority, State University Project, RB Callable 05/15/2022 @ 100 5.000%, 05/15/2023	970	1,039
New York State, Liberty Development Authority, World Trade Center Project, RB Callable 11/15/2024 @ 100 5.150%, 11/15/2034 (B)	2,000	2,113
New York State, Mortgage Agency, Ser 189, AMT, RB Callable 10/01/2023 @ 100 3.250%, 04/01/2025 3.150%, 04/01/2024	1,000 920	1,066 982
New York State, Mortgage Agency, Ser 194, AMT, RB 3.250%, 10/01/2024	1,000	1,091
New York State, Thruway Authority, Ser A, RB Callable 03/15/2021 @ 100 5.000%, 03/15/2025	6,750	6,924
New York State, Thruway Authority, Ser J, RB Callable 01/01/2024 @ 100 5.000%, 01/01/2027	2,095	2,386
New York State, Thruway Authority, Ser L, RB 5.000%, 01/01/2024	3,250	3,704
New York State, Transportation Development, AMT, RB Callable 01/01/2028 @ 100 5.000%, 01/01/2034	4,000	4,299

SCHEDULE OF INVESTMENTS

August 31, 2020

Intermediate-Term Municipal Fund (Continued)

Description	Face Amount (Thousands)	Market Value (\$ Thousands)	Description	Face Amount (Thousands)	Market Value (\$ Thousands)
MUNICIPAL BONDS (continued)			MUNICIPAL BONDS (continued)		
New York State, Urban Development Authority, Personal Income Tax, RB Callable 03/15/2024 @ 100 5.000%, 03/15/2032	\$ 3,335	\$ 3,830	North Carolina State, Medical Care Commission, Vidant Health, RB Callable 06/01/2025 @ 100 5.000%, 06/01/2032	\$ 2,500	\$ 2,886
New York State, Urban Development Authority, Personal Income Tax, Ser E, RB Callable 03/15/2023 @ 100 5.000%, 03/15/2031	3,500	3,883	North Carolina State, Ser C, GO 5.000%, 05/01/2022	5,000	5,404
New York State, Urban Development Authority, RB 5.000%, 03/15/2022	1,165	1,251	North Carolina State, Turnpike Authority, RB, AGM Callable 01/01/2029 @ 100 5.000%, 01/01/2034	2,000	2,512
New York State, Utility Debt Securitization Authority, RB Callable 12/15/2025 @ 100 5.000%, 12/15/2033	1,810	2,196			19,924
Triborough, Bridge & Tunnel Authority, Ser F, RB 0.020%, 11/01/2032 (A)(F)	4,000	4,000	North Dakota — 0.1%		
TSASC, Tobacco Settlement Bonds, Ser A, RB 5.000%, 06/01/2025	1,000	1,172	North Dakota, Housing Finance Agency, Home Mortgage Finance Program, RB Callable 01/01/2028 @ 100 3.550%, 07/01/2033	1,000	1,093
TSASC, Tobacco Settlement Bonds, Ser A, RB Callable 06/01/2027 @ 100 5.000%, 06/01/2030	525	634	Ohio — 2.7%		
5.000%, 06/01/2031	525	630	Allen County, Hospital Facilities Revenue, RB 5.000%, 12/01/2028	750	980
Westchester, Tobacco Asset Securitization, Ser B, RB Callable 06/01/2027 @ 100 5.000%, 06/01/2031	2,000	2,410	American Municipal Power, Ser A, RB Callable 02/15/2024 @ 100 5.000%, 02/15/2027	5,000	5,722
		125,969	Buckeye, Tobacco Settlement Financing Authority, Ser A-2, RB Callable 06/01/2030 @ 100 5.000%, 06/01/2032	6,055	7,906
North Carolina — 0.9%			5.000%, 06/01/2033	1,150	1,490
Charlotte, Airport Revenue, RB 5.000%, 07/01/2026	1,525	1,882	5.000%, 06/01/2035	1,150	1,475
5.000%, 07/01/2027	1,500	1,896	4.000%, 06/01/2038	580	675
Columbus County, Industrial Facilities & Pollution Control Financing Authority, AMT, RB 2.100%, 03/01/2027 (A)	1,565	1,638	Buckeye, Tobacco Settlement Financing Authority, Ser B, RB Callable 06/01/2030 @ 22 5.700%, 06/01/2057 (D)	3,035	440
North Carolina State, Medical Care Commission, RB Callable 04/01/2022 @ 100 2.500%, 10/01/2024	740	740	Buckeye, Tobacco Settlement Financing Authority, Ser B, RB Callable 06/01/2030 @ 100 5.000%, 06/01/2055	1,600	1,757
North Carolina State, Medical Care Commission, RB Callable 01/01/2027 @ 103 5.000%, 01/01/2029	285	311	Cuyahoga County, Hospital Revenue, Metrohealth System, RB Callable 02/15/2027 @ 100 5.000%, 02/15/2037	3,000	3,411
North Carolina State, Medical Care Commission, Ser A, RB Callable 01/01/2026 @ 103 5.000%, 01/01/2038	605	655	Franklin County, Hospital Facilities, Nationwide Children's Hospital, RB 0.080%, 05/01/2029 (A)	5,500	5,500
			Hancock County, Blanchard Valley Regional Health Center Project, RB 5.250%, 12/01/2020	2,000	2,023
			Montgomery County, Miami Valley Hospital Project, Ser A, RB Callable 11/15/2020 @ 100 5.750%, 11/15/2022	2,500	2,526

Description	Face Amount (Thousands)	Market Value (\$ Thousands)
MUNICIPAL BONDS (continued)		
Ohio State, Capital Facilities Correctional Building Fund Project, RB Callable 10/01/2027 @ 100 5.000%, 10/01/2030	\$ 2,655	\$ 3,377
Ohio State, Higher Educational Facilities Commission, Case Western Reserve University Project, RB 5.000%, 12/01/2022	4,000	4,380
Ohio State, Higher Educational Facilities Commission, Case Western Reserve University Project, RB Callable 12/01/2027 @ 100 5.000%, 12/01/2029	2,615	3,243
Ohio State, Hospital Facility Authority, Cleveland Clinic Health Project, RB Callable 01/01/2028 @ 100 5.000%, 01/01/2031	1,250	1,579
Ohio State, Hospital Revenue, Ser B, RB Callable 01/15/2025 @ 100 5.000%, 01/15/2050 (A)	3,230	3,788
Ohio State, Portsmouth Bypass Project, AMT, RB, AGM Callable 06/30/2025 @ 100 5.000%, 12/31/2027	655	774
Ohio State, Turnpike Commission, Infrastructure Project, RB Callable 02/15/2023 @ 100 5.250%, 02/15/2029	2,500	2,764
		<u>53,810</u>

Oklahoma — 0.1%

Oklahoma State, Development Finance Authority, OU Medicine Project, Ser B, RB Callable 08/15/2028 @ 100 5.250%, 08/15/2043	2,510	2,940
--	-------	-------

Oregon — 1.1%

Clackamas County, Hospital Facility Authority, Rose Villa Project, Ser A, RB Callable 11/15/2025 @ 102 5.125%, 11/15/2040	500	530
Marion & Polk County, Salem-Keizer School District No. 24J, Ser B, GO 0.000%, 5.000%, 06/15/2021, 06/15/2024 (G)	250	282
0.000%, 5.000%, 06/15/2021, 06/15/2025 (G)	275	321
Medford, Hospital Facilities Authority, Ser A, RB 5.000%, 08/15/2026	260	322

Description	Face Amount (Thousands)	Market Value (\$ Thousands)
MUNICIPAL BONDS (continued)		
Medford, Hospital Facilities Authority, Ser A, RB Callable 08/15/2030 @ 100 5.000%, 08/15/2034	\$ 1,000	\$ 1,302
Oregon State, Department of Administrative Services, State Lottery, Ser A, RB Callable 04/01/2025 @ 100 5.000%, 04/01/2030	2,150	2,575
Oregon State, Department of Administrative Services, State Lottery, Ser C, RB 5.000%, 04/01/2024	2,450	2,862
Oregon State, Facilities Authority, Legacy Health Project, Ser A, RB 5.000%, 06/01/2024	1,000	1,158
Oregon State, Facilities Authority, Legacy Health Project, Ser A, RB Callable 06/01/2026 @ 100 5.000%, 06/01/2035	2,500	2,930
Oregon State, Property Tax, Ser J, GO Pre-Refunded @ 100 5.000%, 05/01/2021 (C)	3,755	3,876
Oregon State, Ser A, GO 5.000%, 05/01/2028	2,900	3,852
Port of Portland, Airport Revenue, RB 5.000%, 07/01/2029	1,040	1,320
Umatilla County, School District No. 8R Hermiston, Ser A, GO 2.257%, 06/15/2027 (D)	1,000	933
		<u>22,263</u>

Pennsylvania — 5.8%

Allegheny County, Hospital Development Authority, Allegheny Health Network Project, RB Callable 04/01/2028 @ 100 5.000%, 04/01/2030	5,000	6,222
Allegheny County, Port Authority, RB Callable 03/01/2021 @ 100 5.000%, 03/01/2025	2,200	2,250
Allentown, Neighborhood Improvement Zone Development Authority, City Center Project, RB 5.000%, 05/01/2022 (B)	755	782
Allentown, Neighborhood Improvement Zone Development Authority, Ser A, RB Callable 05/01/2022 @ 100 5.000%, 05/01/2026	1,375	1,451
Bucks County, Industrial Development Authority, Lane Charter School Project, RB Callable 03/15/2027 @ 100 5.125%, 03/15/2036	2,000	2,238

SCHEDULE OF INVESTMENTS

August 31, 2020

Intermediate-Term Municipal Fund (Continued)

Description	Face Amount (Thousands)	Market Value (\$ Thousands)
MUNICIPAL BONDS (continued)		
Commonwealth Financing Authority, Tobacco Master Settlement, RB 5.000%, 06/01/2026	\$ 2,995	\$ 3,683
Commonwealth Financing Authority, Tobacco Master Settlement, RB Callable 06/01/2028 @ 100 5.000%, 06/01/2033	3,500	4,354
Delaware Valley, Regional Finance Authority, Ser C, RB Callable 09/01/2022 @ 100 0.620%, 09/01/2048 (A)	4,000	3,960
East Hempfield Township, Industrial Development Authority, Student Services, Student Housing Project, RB Callable 07/01/2024 @ 100 5.000%, 07/01/2029 5.000%, 07/01/2034	725 875	744 891
Lancaster County, Hospital Authority, Brethren Village Project, RB Callable 07/01/2027 @ 100 5.000%, 07/01/2031 5.000%, 07/01/2032	560 560	593 589
Lancaster County, Hospital Authority, University of Pennsylvania Health System Project, Ser B, RB 5.000%, 08/15/2026	1,940	2,414
Luzerne County, Industrial Development Authority, America Water Project, AMT, RB Callable 12/03/2029 @ 100 2.450%, 12/01/2039 (A)	2,500	2,721
Montgomery County, Higher Education & Health Authority, Thomas Jefferson University Project, RB Callable 09/01/2028 @ 100 5.000%, 09/01/2033	2,815	3,450
Montgomery County, Industrial Development Authority, Retirement Communities Revenue, RB Callable 11/15/2026 @ 100 5.000%, 11/15/2036	4,485	5,181
Moon Township, Industrial Development Authority, Presbyterian Health Care Project, RB Callable 07/01/2025 @ 100 5.625%, 07/01/2030	1,810	1,900
Octorara Area, School District, GO, AGM 4.000%, 04/01/2024 4.000%, 04/01/2025	250 650	281 749
Pennsylvania State, GO 5.000%, 09/15/2026	2,500	3,136

Description	Face Amount (Thousands)	Market Value (\$ Thousands)
MUNICIPAL BONDS (continued)		
Pennsylvania State, Higher Educational Facilities Authority, Drexel University Project, Ser A, RB Pre-Refunded @ 100 5.250%, 05/01/2021 (C)	\$ 2,680	\$ 2,770
Pennsylvania State, Housing Finance Agency, Ser 114A, AMT, RB Callable 10/01/2021 @ 100 3.350%, 10/01/2026	2,000	2,050
Pennsylvania State, Turnpike Commission, RB Callable 12/01/2026 @ 100 5.000%, 12/01/2030	5,000	6,028
Pennsylvania State, Turnpike Commission, Ser B, RB Callable 12/01/2025 @ 100 5.000%, 12/01/2033	3,000	3,526
Pennsylvania State, Turnpike Commission, Sub-Ser A1, RB Callable 12/01/2024 @ 100 5.000%, 12/01/2030	4,260	4,876
Pennsylvania State, Turnpike Commission, Sub-Ser B, RB Callable 06/01/2026 @ 100 5.000%, 06/01/2028	3,000	3,602
Pennsylvania State, Turnpike Commission, Sub-Ser, RB Callable 12/01/2027 @ 100 5.000%, 12/01/2033 5.000%, 12/01/2035	6,000 1,000	7,394 1,221
Philadelphia, Airport Revenue, Ser A, AMT, RB Callable 06/15/2021 @ 100 5.000%, 06/15/2027	1,680	1,730
Philadelphia, Airport Revenue, Ser B, AMT, RB Callable 07/01/2027 @ 100 5.000%, 07/01/2031	1,000	1,197
Philadelphia, Industrial Development Authority, University Square Apartments Project, RB Callable 12/01/2026 @ 100 5.000%, 12/01/2037	4,725	5,476
Philadelphia, Redevelopment Authority, Ser B, AMT, RB 5.000%, 04/15/2025	1,250	1,440
Philadelphia, School District, Ser A, GO 5.000%, 09/01/2029	1,500	1,961
Philadelphia, School District, Ser A, GO Callable 09/01/2028 @ 100 5.000%, 09/01/2030 5.000%, 09/01/2036	1,000 2,000	1,268 2,457

Description	Face Amount (Thousands)	Market Value (\$ Thousands)
MUNICIPAL BONDS (continued)		
Philadelphia, School District, Ser A, GO Callable 09/01/2029 @ 100 4.000%, 09/01/2035	\$ 5,000	\$ 5,821
Philadelphia, School District, Ser F, GO Pre-Refunded @ 100 5.000%, 09/01/2026 (C)	25	32
Philadelphia, School District, Ser F, GO Callable 09/01/2026 @ 100 5.000%, 09/01/2028	3,390	4,159
	7,975	9,696
Pittsburgh, Water & Sewer Authority, First Lien, Ser A, RB, AGM Callable 09/01/2023 @ 100 5.000%, 09/01/2025	2,840	3,216
		117,509
Puerto Rico — 1.2%		
Puerto Rico, Sales Tax Financing Sales Tax Revenue, Ser A-2, RB Callable 07/01/2028 @ 100 4.329%, 07/01/2040	1,250	1,309
Puerto Rico, Sales Tax Financing, Sales Tax Revenue, Ser A1, RB Callable 07/01/2028 @ 41 5.448%, 07/01/2046 (D)	11,550	3,299
Puerto Rico, Sales Tax Financing, Sales Tax Revenue, Ser A1, RB Callable 07/01/2028 @ 100 4.750%, 07/01/2053	2,770	2,905
Puerto Rico, Sales Tax Financing, Sales Tax Revenue, Ser A-1, RB Callable 07/01/2028 @ 100 4.550%, 07/01/2040	8,625	9,164
Puerto Rico, Sales Tax Financing, Sales Tax Revenue, Ser A-2, RB Callable 07/01/2028 @ 100 4.329%, 07/01/2040	7,290	7,636
		24,313
Rhode Island — 0.1%		
Rhode Island State, Health & Educational Building Authority, University of Rhode Island Project, Ser B, RB Callable 09/15/2026 @ 100 5.000%, 09/15/2028	1,405	1,703
Rhode Island State, Student Loan Authority, Ser A, AMT, RB Callable 12/01/2023 @ 100 3.000%, 12/01/2024	625	647
		2,350

Description	Face Amount (Thousands)	Market Value (\$ Thousands)
MUNICIPAL BONDS (continued)		
South Carolina — 0.9%		
Charleston, Educational Excellence Finance, Charleston County School Project, Ser B, RB Callable 12/01/2023 @ 100 5.000%, 12/01/2027	\$ 2,500	\$ 2,840
South Carolina State, Housing Finance & Development Authority, Ser B, RB Callable 01/01/2029 @ 102 3.750%, 01/01/2050	775	873
South Carolina State, Jobs-Economic Development Authority, Ser A, RB Callable 12/15/2026 @ 100 5.750%, 06/15/2039 (B)	1,870	2,049
South Carolina State, Port Authority, AMT, RB Callable 07/01/2025 @ 100 4.000%, 07/01/2035	1,160	1,264
South Carolina State, Port Authority, AMT, RB Callable 07/01/2028 @ 100 5.000%, 07/01/2029	2,250	2,837
	1,500	1,880
South Carolina State, Public Service Authority, Ser A, RB Callable 06/01/2026 @ 100 5.000%, 12/01/2029	1,000	1,210
South Carolina State, Public Service Authority, Ser C, RB Callable 12/01/2024 @ 100 5.000%, 12/01/2026	3,800	4,436
		17,389
South Dakota — 0.2%		
South Dakota State, Health & Educational Facilities Authority, Sanford Obligated Group, RB Callable 11/01/2025 @ 100 5.000%, 11/01/2027	830	990
	900	1,066
South Dakota State, Health & Educational Facilities Authority, Sanford Obligation Group, RB Callable 11/01/2025 @ 100 5.000%, 11/01/2035	1,005	1,160
South Dakota State, Housing Development Authority, Ser B, RB Callable 05/01/2028 @ 100 4.000%, 11/01/2049	1,130	1,268
		4,484

SCHEDULE OF INVESTMENTS

August 31, 2020

Intermediate-Term Municipal Fund (Continued)

Description	Face Amount (Thousands)	Market Value (\$ Thousands)	Description	Face Amount (Thousands)	Market Value (\$ Thousands)
MUNICIPAL BONDS (continued)			MUNICIPAL BONDS (continued)		
Tennessee — 0.9%			Central Texas, Regional Mobility Authority, Senior Lien, Ser A, RB Callable 07/01/2025 @ 100 5.000%, 01/01/2032		
Chattanooga, Commonsprit Health, Ser A, RB Callable 08/01/2029 @ 100 5.000%, 08/01/2034	\$ 1,000	\$ 1,240	\$ 1,350	\$ 1,560	
5.000%, 08/01/2035	415	512	Central Texas, Turnpike System, Sub-Ser C, RB Callable 08/15/2024 @ 100 5.000%, 08/15/2031	2,500	2,852
Greeneville, Health & Educational Facilities Board, Ballad Health Obligation Group, RB Callable 07/01/2023 @ 100 5.000%, 07/01/2031	3,000	3,253	5.000%, 08/15/2033	6,500	7,365
Memphis-Shelby County, Airport Authority, Ser D, RB Callable 07/01/2021 @ 100 5.000%, 07/01/2024	1,890	1,955	Clifton, Higher Education Finance, Public Schools Project, RB, PSF-GTD Callable 08/15/2024 @ 100 5.000%, 08/15/2027	1,050	1,234
Nashville & Davidson County, Metropolitan Government, Ser A, RB Callable 05/15/2023 @ 100 5.000%, 05/15/2029	2,040	2,291	Collin County, Community College District, Ser A, GO Callable 08/15/2029 @ 100 4.000%, 08/15/2034	2,500	3,055
Tennessee State, Energy Acquisition, RB Callable 08/01/2025 @ 100 4.000%, 11/01/2049 (A)	2,500	2,857	Corpus Christi, Utility System Revenue, Ser A, RB Callable 07/15/2030 @ 100 5.000%, 07/15/2033	1,500	2,000
Tennessee State, Energy Acquisition, Ser C, RB 5.000%, 02/01/2027	3,485	4,281	Cypress-Fairbanks, Independent School District, GO, PSF-GTD Callable 02/15/2029 @ 100 5.000%, 02/15/2032	6,500	8,566
Tennessee, Housing Development Agency, AMT, RB Callable 07/01/2024 @ 100 4.000%, 07/01/2045	1,595	1,688	Dallas City, Convention Center Hotel Project, Ser A, RB Callable 10/01/2020 @ 100 5.250%, 01/01/2023	3,495	3,501
		18,077	Dallas City, GO 5.000%, 02/15/2026	4,400	5,412
Texas — 10.6%			Dallas City, Love Field, Airport Modernization, AMT, RB Callable 11/01/2026 @ 100 5.000%, 11/01/2030	1,000	1,180
Arlington, Special Tax Revenue, Special Tax, AGM Callable 02/15/2025 @ 100 5.000%, 02/15/2030	2,000	2,363	5.000%, 11/01/2031	1,250	1,466
Austin, Electric Utility Revenue, RB Callable 11/15/2026 @ 100 5.000%, 11/15/2032	1,535	1,890	5.000%, 11/01/2032	2,500	2,917
Austin, Texas Airport System Revenue, Ser B, AMT, RB Callable 11/15/2026 @ 100 5.000%, 11/15/2037	900	1,052	5.000%, 11/01/2033	1,175	1,366
Austin-Bergstrom, Landhost Enterprises, RB 5.000%, 10/01/2026	465	544	5.000%, 11/01/2034	1,000	1,159
Brownsville, Utilities System Revenue, Ser A, RB Callable 09/01/2023 @ 100 5.000%, 09/01/2024	5,000	5,657	5.000%, 11/01/2035	1,000	1,156
Central Texas, Regional Mobility Authority, RB Callable 01/01/2026 @ 100 5.000%, 01/01/2029	5,095	6,045	Dallas County, Utility & Reclamation District, GO 5.000%, 02/15/2028	3,500	4,503
			Dallas-Fort Worth, International Airport Facilities Improvement Authority, Ser G, RB Callable 11/01/2023 @ 100 5.250%, 11/01/2026	2,250	2,561
			Dallas-Fort Worth, International Airport Revenue, RB 5.000%, 11/01/2021	430	454

Description	Face Amount (Thousands)	Market Value (\$ Thousands)
MUNICIPAL BONDS (continued)		
Dallas-Fort Worth, International Airport Revenue, Ser A, RB 5.000%, 11/01/2024	\$ 250	\$ 296
Denton, Utility System Revenue, RB Callable 12/01/2026 @ 100 5.000%, 12/01/2032	7,500	9,330
Dickinson, Independent School District, GO, PSF-GTD Callable 02/15/2024 @ 100 5.000%, 02/15/2031	2,445	2,789
El Paso, GO Callable 08/15/2026 @ 100 5.000%, 08/15/2034	2,050	2,511
El Paso, Water & Sewer Revenue, RB Callable 03/01/2024 @ 100 5.000%, 03/01/2027	1,975	2,295
Harris County, Cultural Education Facilities Finance, Baylor College of Medicine, RB 5.000%, 11/15/2021 5.000%, 11/15/2022	1,000 1,050	1,048 1,141
Harris County, Cultural Education Facilities Finance, Memorial Herman Health System, RB 5.000%, 12/01/2025	2,000	2,426
Harris County, Cultural Education Facilities Finance, TECO Project, RB Callable 11/15/2027 @ 100 5.000%, 11/15/2028	1,250	1,604
Harris County, Houston Sports Authority, Senior Lien, Ser A, RB Callable 11/15/2024 @ 100 5.000%, 11/15/2028 5.000%, 11/15/2029 5.000%, 11/15/2030	2,500 2,325 3,310	2,680 2,485 3,526
Harris County, Ser A, GO Callable 10/01/2025 @ 100 5.000%, 10/01/2028	3,600	4,415
Houston City, Ser A, RB 5.000%, 03/01/2025	3,070	3,688
Houston, Airport System Revenue, Sub-Ser B, RB Callable 07/01/2022 @ 100 5.000%, 07/01/2027	6,000	6,446
Houston, Airport System Revenue, Sub-Ser B, RB Callable 07/01/2028 @ 100 5.000%, 07/01/2029	3,685	4,674
Houston, Airport System Revenue, Sub-Ser C, AMT, RB Callable 07/01/2028 @ 100 5.000%, 07/01/2029 5.000%, 07/01/2032	2,450 1,500	3,060 1,837

Description	Face Amount (Thousands)	Market Value (\$ Thousands)
MUNICIPAL BONDS (continued)		
Houston, Airport System Revenue, United Airlines Project, AMT, RB Callable 07/01/2024 @ 100 5.000%, 07/01/2029	\$ 3,340	\$ 3,458
Houston, Utility System Revenue Authority, First Lien, Ser B, RB Callable 11/15/2023 @ 100 5.000%, 11/15/2028	2,610	2,985
Lower Colorado, River Authority, RB Callable 05/15/2025 @ 100 5.000%, 05/15/2031	1,000	1,186
New Hope, Cultural Education Facilities Finance, Children's Health System, Ser A, RB Callable 08/15/2027 @ 100 5.000%, 08/15/2030	1,645	2,051
North Texas, Municipal Water District, Water System Revenue, RB Callable 09/01/2026 @ 100 5.000%, 09/01/2027	5,560	6,994
North Texas, Tollway Authority, RB Callable 01/01/2028 @ 100 5.000%, 01/01/2035	1,800	2,213
North Texas, Tollway Authority, Ser A, RB Callable 01/01/2025 @ 100 5.000%, 01/01/2031 5.000%, 01/01/2034	5,000 4,785	5,862 5,559
North Texas, Tollway Authority, Ser A, RB Callable 01/01/2026 @ 100 5.000%, 01/01/2031 5.000%, 01/01/2033	1,410 995	1,696 1,186
North Texas, Tollway Authority, Ser A, RB Callable 01/01/2027 @ 100 5.000%, 01/01/2034 5.000%, 01/01/2035	2,500 1,000	3,029 1,209
North Texas, Tollway Authority, Ser B, RB Callable 01/01/2026 @ 100 5.000%, 01/01/2031	1,775	2,121
San Antonio, Airport System, Sub-Ser A, AMT, RB 5.000%, 07/01/2026	1,040	1,247
San Antonio, Electric and Gas Systems Revenue, RB 5.250%, 02/01/2024	6,000	7,007
San Antonio, Electric and Gas Systems Revenue, Ser Junior Lien, RB 1.750%, 02/01/2049 (A)	735	767
Tarrant County, College District, GO 5.000%, 08/15/2024	2,000	2,369
Tarrant County, Cultural Education Facilities Finance, Baylor Scott & White Health, RB Callable 05/15/2026 @ 100 5.000%, 11/15/2032	1,500	1,779

SCHEDULE OF INVESTMENTS

August 31, 2020

Intermediate-Term Municipal Fund (Continued)

Description	Face Amount (Thousands)	Market Value (\$ Thousands)	Description	Face Amount (Thousands)	Market Value (\$ Thousands)
MUNICIPAL BONDS (continued)			MUNICIPAL BONDS (continued)		
Texas State, GO Pre-Refunded @ 100 5.000%, 04/01/2024 (C)	\$ 3,000	\$ 3,508	Utah County, Hospital Revenue, IHC Health Services, RB Callable 05/15/2030 @ 100 4.000%, 05/15/2043	\$ 500	\$ 582
Texas State, GO Callable 04/01/2026 @ 100 5.000%, 04/01/2028	2,630	3,269	Utah State, GO Callable 01/01/2029 @ 100 3.000%, 07/01/2034	495	564
Texas State, Private Activity Bond, Surface Transportation, Senior Lien, AMT, RB Callable 09/01/2023 @ 100 7.000%, 12/31/2038	2,500	2,871	Utah State, Transit Authority, Sub-Ser, RB, BAM Callable 06/15/2028 @ 100 5.000%, 12/15/2032	1,585	1,991
Texas State, Private Activity Bond, Surface Transportation, Senior Lien, Ser LBJ, RB Callable 10/01/2020 @ 100 7.500%, 06/30/2033	1,750	1,760			10,926
Texas State, Texas A&M University, Revenue Financing System, Ser E, RB 5.000%, 05/15/2025	2,535	3,086	Vermont — 0.0% Vermont State, Housing Finance Agency, Ser F, AMT, RB Callable 05/01/2025 @ 100 4.000%, 11/01/2045	725	757
Texas State, Transportation Commissions State Highway Fund, RB 5.000%, 10/01/2026	1,905	2,407	Virginia — 1.8% Arlington County, Industrial Development Authority, Virginia Hospital Center, RB 5.000%, 07/01/2026 5.000%, 07/01/2027 5.000%, 07/01/2028	280 250 375	345 316 484
Texas State, Water Development Board, RB 5.000%, 10/15/2026	3,750	4,757	Fairfax County, Industrial Development Authority, Inova Health System Project, Ser S, RB 5.000%, 05/15/2026	3,055	3,797
Texas State, Water System Revenue, Junior Lien, Ser A, RB Callable 11/15/2023 @ 100 5.000%, 05/15/2025	1,000	1,149	Norfolk, Economic Development Authority, Sentara Health Care, Ser B, RB 5.000%, 11/01/2048 (A)	1,035	1,335
Trinity River Authority, Central Regional Wastewater System Revenue, RB Callable 08/01/2027 @ 100 5.000%, 08/01/2032	1,000	1,263	Richmond, Public Utility Revenue, RB 5.000%, 01/15/2026	5,000	6,232
University of Houston, Ser A, RB 5.000%, 02/15/2021 (E)	105	107	Virginia State, College Building Authority, 21st Century College Program, RB Callable 02/01/2027 @ 100 5.000%, 02/01/2031	5,000	6,261
University of Houston, Ser C, RB Callable 02/15/2026 @ 100 5.000%, 02/15/2029	3,000	3,647	Virginia State, Public Building Authority, Ser A, RB Callable 08/01/2030 @ 100 4.000%, 08/01/2038	5,500	6,759
University of Texas, Revenue Financing System, Ser H, RB 5.000%, 08/15/2025	5,000	6,155	Virginia State, Small Business Financing Authority, AMT, RB Callable 01/01/2022 @ 100 5.000%, 07/01/2034	3,400	3,536
University of Texas, Ser B, RB Callable 07/01/2024 @ 100 5.000%, 07/01/2027	2,285	2,664	Virginia State, Tobacco Settlement Financing, Sub-Ser C, RB Callable 09/16/2020 @ 22 12.870%, 06/01/2047 (D)	41,470	8,206
		215,470			37,271
Utah — 0.5% Salt Lake City, Airport Revenue, Ser A, AMT, RB Callable 07/01/2027 @ 100 5.000%, 07/01/2035	5,000	5,972			
Salt Lake City, Airport Revenue, Ser B, RB Callable 07/01/2027 @ 100 5.000%, 07/01/2035	1,500	1,817			

Description	Face Amount (Thousands)	Market Value (\$ Thousands)
MUNICIPAL BONDS (continued)		
Washington — 3.1%		
King County, Public Hospital District No. 1, GO Callable 12/01/2026 @ 100 5.000%, 12/01/2027	\$ 7,720	\$ 9,195
King County, Sewer Revenue, Ser A, RB Pre-Refunded @ 100 5.000%, 01/01/2023 (C)	4,200	4,666
Port of Seattle, AMT, GO Callable 06/01/2021 @ 100 5.250%, 12/01/2021	1,000	1,037
Port of Seattle, AMT, RB 5.000%, 04/01/2028	5,055	6,301
Port of Seattle, AMT, RB Callable 04/01/2029 @ 100 5.000%, 04/01/2036	1,500	1,823
Port of Seattle, Ser A, RB Callable 08/01/2022 @ 100 5.000%, 08/01/2028	2,500	2,706
Port of Seattle, Ser C, AMT, RB Callable 10/01/2024 @ 100 5.000%, 04/01/2032	1,500	1,689
Washington State, Convention Center Public Facilities District, Sub-Ser, RB Callable 07/01/2028 @ 100 5.000%, 07/01/2034 5.000%, 07/01/2035	2,000 2,000	2,214 2,213
Washington State, Electric Revenue, Northwest Energy, Columbia Generating Station, Ser C, RB Callable 07/01/2025 @ 100 5.000%, 07/01/2031	1,500	1,798
Washington State, GO 5.000%, 07/01/2023	1,500	1,702
Washington State, Health Care Facilities Authority, RB Callable 07/01/2025 @ 100 5.000%, 07/01/2027	1,250	1,455
Washington State, Housing Finance Commission, Ser A, RB Callable 07/01/2026 @ 103 5.000%, 01/01/2034 (B)	745	775
Washington State, Ser 2015-A1, GO Callable 08/01/2024 @ 100 5.000%, 08/01/2030	2,540	2,991
Washington State, Ser R-2015C, GO Callable 01/01/2025 @ 100 5.000%, 07/01/2032	5,000	5,946
Washington State, Ser R-2015E, GO Callable 01/01/2025 @ 100 5.000%, 07/01/2031	2,730	3,258

Description	Face Amount (Thousands)	Market Value (\$ Thousands)
MUNICIPAL BONDS (continued)		
Washington State, Ser R-2018D, GO Callable 08/01/2027 @ 100 5.000%, 08/01/2032	\$ 5,000	\$ 6,335
Washington State, Tobacco Settlement Authority, RB 5.000%, 06/01/2021 5.000%, 06/01/2022	3,320 2,700	3,424 2,894
		62,422
West Virginia — 0.3%		
West Virginia State, Parkways Authority, Turnpike Toll Revenue, RB Callable 06/01/2028 @ 100 5.000%, 06/01/2031 5.000%, 06/01/2032 5.000%, 06/01/2034 5.000%, 06/01/2035	1,250 1,510 1,000 1,005	1,620 1,944 1,275 1,277
		6,116
Wisconsin — 1.6%		
Milwaukee County, Airport Revenue, Ser A, AMT, RB 5.000%, 12/01/2026	500	608
Wisconsin State, Health & Educational Facilities Authority, Advocate Aurora Health Credit Group, RB Callable 08/15/2028 @ 100 5.000%, 08/15/2031	4,155	5,230
Wisconsin State, Health & Educational Facilities Authority, Ascension Health Credit Group, RB Callable 05/15/2026 @ 100 5.000%, 11/15/2030	3,810	4,638
Wisconsin State, Health & Educational Facilities Authority, Children's Hospital of Wisconsin, RB Callable 08/15/2027 @ 100 5.000%, 08/15/2034	1,835	2,239
Wisconsin State, Health & Educational Facilities Authority, Prohealth Care Obligation Group, RB Callable 08/15/2024 @ 100 5.000%, 08/15/2034	1,155	1,300
Wisconsin State, Health & Educational Facilities Authority, St. Camillus Health System, RB Callable 11/01/2026 @ 103 5.000%, 11/01/2028 5.000%, 11/01/2030 5.000%, 11/01/2039	470 1,035 1,135	518 1,133 1,197

SCHEDULE OF INVESTMENTS

August 31, 2020

Intermediate-Term Municipal Fund (Continued)

Description	Face Amount (Thousands)	Market Value (\$ Thousands)	Description	Shares	Market Value (\$ Thousands)
MUNICIPAL BONDS (continued)			CASH EQUIVALENT — 0.1%		
Wisconsin State, Health & Educational Facilities Authority, Unitypoint Health, Ser A, RB Callable 11/01/2024 @ 100 5.000%, 12/01/2029	\$ 1,650	\$ 1,892	SEI Daily Income Trust, Government Fund, CI F 0.010%***	1,774,594	\$ 1,775
Wisconsin State, Public Finance Authority, AFCO Investors II Portfolio Project, AMT, RB Callable 10/01/2022 @ 100 5.000%, 10/01/2023 (B)	600	617	Total Cash Equivalent (Cost \$1,775) (\$ Thousands)		<u>1,775</u>
Wisconsin State, Public Finance Authority, Airport Facilities Project, Ser B, AMT, RB 5.000%, 07/01/2022	435	449	Total Investments in Securities — 99.1% (Cost \$1,880,619) (\$ Thousands)		<u>\$ 2,008,174</u>
Wisconsin State, Public Finance Authority, American Dream @ Meadowlands Project, RB Callable 12/01/2027 @ 100 7.000%, 12/01/2050 (B)	1,390	1,203			
Wisconsin State, Public Finance Authority, Appalachian State University Project, RB, AGM 4.000%, 07/01/2027	225	259			
	4.000%, 07/01/2028	225			
Wisconsin State, Public Finance Authority, Appalachian State University Project, RB, AGM Callable 07/01/2028 @ 100 4.000%, 07/01/2029	225	259			
Wisconsin State, Public Finance Authority, Celanese Project, Ser A, AMT, RB 5.000%, 01/01/2024	1,395	1,541			
Wisconsin State, Public Finance Authority, KU Campus Development Project, RB Callable 03/01/2026 @ 100 5.000%, 03/01/2034	6,880	8,027			
Wisconsin State, Public Finance Authority, Mary Woods Project, Ser A, RB Callable 05/15/2025 @ 102 5.000%, 05/15/2029 (B)	605	647			
		<u>32,019</u>			
Total Municipal Bonds (Cost \$1,878,844) (\$ Thousands)		<u>2,006,399</u>			

Percentages are based on Net Assets of \$2,027,148 (\$ Thousands).

** The rate reported is the 7-day effective yield as of August 31, 2020.

+ Investment in Affiliated Security (see Note 4).

- (A) Variable or floating rate security, the interest rate of which adjusts periodically based on prevailing interest rates.
- (B) Security exempt from registration under Rule 144A of the Securities Act of 1933. These securities may be resold in transactions exempt from registration normally to qualified institutions. On August 31, 2020, the value of these securities amounted to \$36,963 (\$ Thousands), representing 1.8% of the Net Assets of the Fund.
- (C) Pre-Refunded Securities — The maturity date shown is the pre-refunded date.
- (D) Zero coupon security. The rate shown on the Schedule of Investments is the security's effective yield at the time of purchase.
- (E) Security is escrowed to maturity.
- (F) Securities are held in connection with a letter of credit issued by a major bank.
- (G) Step Bonds — Represents the current rate, the step rate, the step date and the final maturity date.

AGM— Assured Guaranty Municipal

AMBAC — American Municipal Bond Assurance Corporation

AMT — Alternative Minimum Tax

BAN— Bond Anticipation Note

BAM — Build America Mutual

CI — Class

COP— Certificate of Participation

FHLMC — Federal Home Loan Mortgage Corporation

FNMA — Federal National Mortgage Association

GNMA — Government National Mortgage Association

GO — General Obligation

NATL— National Public Finance Guarantee Corporation

PSF-GTD — Public Schools Fund Guarantee

RB — Revenue Bond

SA — Special Assessment

Ser — Series

TA — Tax Allocation

The following is a list of the level of inputs used as of August 31, 2020 in valuing the Fund's investments at value (\$ Thousands):

Investments in Securities	Level 1 (\$)	Level 2 (\$)	Level 3 (\$)	Total (\$)
Municipal Bonds	-	2,006,399	-	2,006,399
Cash Equivalent	1,775	-	-	1,775
Total Investments in Securities	1,775	2,006,399	-	2,008,174

As of August 31, 2020, there were no transfers in or out of Level 3.

For more information on valuation inputs, see Note 2 — Significant Accounting Policies in Notes to Financial Statements.

SCHEDULE OF INVESTMENTS

August 31, 2020

Intermediate-Term Municipal Fund (Concluded)

The following is a summary of the transactions with affiliates for the year ended August 31, 2020 (\$ Thousands):

Security Description	Value 8/31/19	Purchases at Cost	Proceeds from Sales	Realized Gain/(Loss)	Change in Unrealized Appreciation/(Depreciation)	Value 8/31/20	Shares	Income	Capital Gains
SEI Daily Income Trust, Government Fund, Cl F	\$ 1,421	\$ 137,965	\$ (137,611)	\$ -	\$ -	\$ 1,775	1,774,594	\$ 22	\$ -

Amounts designated as “-” are \$0.

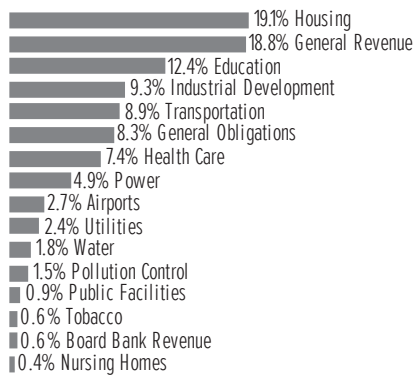
The accompanying notes are an integral part of the financial statements.

SCHEDULE OF INVESTMENTS

August 31, 2020

Short Duration Municipal Fund

Sector Weightings (Unaudited)[†]:



[†]Percentages based on total investments.

Description	Face Amount (Thousands)	Market Value (\$ Thousands)
MUNICIPAL BONDS — 99.7%		
Alabama — 6.5%		
Baptist Health, Health Care Authority, Ser B, RB, AGC Callable 09/04/2020 @ 100 0.450%, 11/15/2037 (A)	\$ 975	\$ 975
Black Belt, Energy Gas District, RB Callable 09/01/2023 @ 100 1.004%, 12/01/2048 (A)	13,510	13,451
Black Belt, Energy Gas District, Ser A, RB 4.000%, 06/01/2021	1,500	1,538
Black Belt, Energy Gas District, Ser A, RB Callable 03/01/2021 @ 101 4.000%, 07/01/2046 (A)	5,000	5,116
Black Belt, Energy Gas District, Ser A, RB Callable 04/01/2022 @ 101 4.000%, 08/01/2047 (A)	5,275	5,589
Lower Alabama, Gas District, RB 4.000%, 12/01/2023	550	608
4.000%, 12/01/2024	500	568
4.000%, 12/01/2025	730	848
Lower Alabama, Gas District, RB Callable 09/01/2025 @ 101 4.000%, 12/01/2050 (A)	10,000	11,486
Mizuho Floater, Ser 2020-MIZ9024, RB Callable 12/01/2020 @ 100 0.590%, 12/01/2048 (A)(B)(C)	8,400	8,400
Mobile, Industrial Development Board, Pollution Control Authority, Barry Plant Project, RB 2.900%, 07/15/2034 (A)	1,000	1,068
Selma, Industrial Development Board, International Paper Company Project, RB 1.375%, 05/01/2034 (A)	5,250	5,344

Description	Face Amount (Thousands)	Market Value (\$ Thousands)
MUNICIPAL BONDS (continued)		
Southeast Alabama, Gas Supply District, LIBOR Project #2, Ser B, RB Callable 03/01/2024 @ 100 0.954%, 06/01/2049 (A)	\$ 18,000	\$ 17,924
Southeast Alabama, Gas Supply District, Ser A, RB Callable 01/01/2024 @ 100 4.000%, 04/01/2049 (A)	6,850	7,568
Southeast Alabama, Gas Supply District, SIFMA Index Project, Ser C, RB Callable 01/01/2024 @ 100 0.740%, 04/01/2049 (A)	3,000	2,982
		<u>83,465</u>

Alaska — 0.5%

Alaska State, Municipal Bond Bank Authority, RB 5.000%, 12/01/2022	700	769
Matanuska-Susitna Borough, Goose Creek Correctional Center Project, RB 5.000%, 09/01/2020	1,000	1,000
North Slope Borough, Ser A, GO Callable 06/30/2021 @ 100 5.000%, 06/30/2022	2,975	3,088
North Slope Borough, Ser B, GO Callable 06/30/2021 @ 100 5.000%, 06/30/2022	1,470	1,526
		<u>6,383</u>

Arizona — 0.9%

Arizona State, Industrial Development Authority, Phoenix Children's Hospital, RB 5.000%, 02/01/2024	200	230
5.000%, 02/01/2025	200	239
Coconino County, Pollution Control, Nevada Power Company, Ser S, AMT, RB 1.875%, 09/01/2032 (A)	3,500	3,532
Maricopa County, Industrial Development Authority, Waste Management Project, AMT, RB Callable 10/01/2020 @ 101 3.375%, 12/01/2031 (A)	1,815	1,844
Phoenix, Industrial Development Authority, Mayo Clinic, Ser A, RB 0.020%, 11/15/2052 (A)	3,500	3,500
Phoenix-Mesa, Gateway Airport Authority, Mesa Project, AMT, RB 4.000%, 07/01/2021	530	545

SCHEDULE OF INVESTMENTS

August 31, 2020

Short Duration Municipal Fund (Continued)

Description	Face Amount (Thousands)	Market Value (\$ Thousands)
MUNICIPAL BONDS (continued)		
Scottsdale, Industrial Development Authority, Scottsdale Hospital Project, Ser F, RB, AGM Callable 09/01/2020 @ 100 0.450%, 09/01/2045 (A)	\$ 2,075	\$ 2,075
		11,965
Arkansas — 0.1%		
Batesville, Public Facilities Board, White River Health System, RB 5.000%, 06/01/2021	1,265	1,295
California — 3.1%		
Anaheim, Public Financing Authority, Public Improvements Project, RB, AGM 0.710%, 09/01/2023 (D)	1,500	1,474
Anaheim, Public Financing Authority, Public Improvements Project, Ser C, RB, AGM 1.157%, 09/01/2025 (D)	470	452
Bay Area, Toll Authority, RB Callable 10/01/2023 @ 100 1.190%, 04/01/2045 (A)	250	251
California State, Department of Water Resources, Central Project Water System, Ser A, RB Callable 06/01/2022 @ 100 0.460%, 12/01/2035 (A)	3,750	3,758
California State, Educational Facilities Authority, University of San Diego, RB, AMBAC 0.992%, 10/01/2023 (D)	1,120	1,090
California State, Infrastructure & Economic Development Bank, Academy of Sciences Project, RB Callable 02/01/2021 @ 100 0.502%, 08/01/2047 (A)	1,500	1,494
California State, Infrastructure & Economic Development Bank, J Paul Getty Trust Project, RB Callable 01/01/2021 @ 100 0.309%, 10/01/2047 (A)	2,130	2,128
California State, Municipal Finance Authority, Waste Management Project, Ser A, RB 1.300%, 02/01/2039 (A)(B)	1,500	1,512
California State, Pollution Control Financing Authority, America Water Capital Project, RB 0.600%, 08/01/2040 (A)	2,000	1,994
California State, Pollution Control Financing Authority, Ser A, AMT, RB 0.500%, 08/01/2023 (A)(B)	750	750

Description	Face Amount (Thousands)	Market Value (\$ Thousands)
MUNICIPAL BONDS (continued)		
California State, Ser B, GO Callable 06/01/2021 @ 100 0.868%, 12/01/2031 (A)	\$ 1,800	\$ 1,800
California State, Statewide Communities Development Authority, Dignity Health, Ser D, RB 0.050%, 07/01/2041 (A)	2,775	2,775
California State, Statewide Communities Development Authority, Dignity Health, Ser E, RB, AGM Callable 09/04/2020 @ 100 0.450%, 07/01/2040 (A)	3,025	3,025
California State, Statewide Communities Development Authority, Ethel Arnold Bradley Apartments, RB Callable 06/01/2021 @ 100 1.250%, 12/01/2021 (A)	3,970	3,993
Deutsche Bank Spears, Ser DBE, RB Callable 09/01/2020 @ 100 0.440%, 12/01/2052 (A)(B)	1,000	1,000
Long Beach, Harbor Revenue, AMT, RB 5.000%, 05/15/2023	3,000	3,348
Los Angeles, Department of Airports, Ser A, AMT, RB 5.000%, 05/15/2022	1,540	1,652
Los Angeles, Multi-Family Housing, Jordan Downs Phase 1B Apartments, RB Callable 01/01/2021 @ 100 2.080%, 01/01/2022 (A)	2,800	2,815
Southern California, Public Power Authority, Canyon Power Project, Ser B, RB Callable 11/01/2020 @ 100 0.340%, 07/01/2040 (A)	2,000	1,988
Southern California, Tobacco Securitization, RB 5.000%, 06/01/2021	1,000	1,034
Southern Kern, Unified School District, Ser D, GO, BAM 1.250%, 11/01/2024 (D)	200	194
Whittier, Union High School District, GO 1.214%, 08/01/2026 (D)	1,360	1,293
		39,820
Colorado — 0.7%		
Colorado State, Health Facilities Authority, Commonspruit Health, Ser B, RB Callable 02/01/2025 @ 100 5.000%, 08/01/2049 (A)	1,000	1,153
Colorado State, Housing & Finance Authority, Ser A2, RB Callable 04/01/2022 @ 100 1.550%, 04/01/2023	4,475	4,522

Description	Face Amount (Thousands)	Market Value (\$ Thousands)
MUNICIPAL BONDS (continued)		
Denver City & County, Airport System Revenue, Ser B, RB Callable 11/15/2022 @ 100 5.000%, 11/15/2025	\$ 1,525	\$ 1,661
Denver City & County, Airport System Revenue, Ser F, RB, AGC 0.510%, 11/15/2025 (A)	925	925
E-470, Public Highway Authority, RB Callable 09/21/2020 @ 100 0.524%, 09/01/2039 (A)	750	746
Vauxmont, Metropolitan District, RB, AGM 5.000%, 12/15/2021	100	105
5.000%, 12/15/2022	100	109
		9,221
Connecticut — 2.0%		
Connecticut State, Health & Educational Facilities Authority, Ser 2017, RB 0.550%, 07/01/2037 (A)	2,000	2,008
Connecticut State, Higher Education Supplement Loan Authority, AMT, RB 5.000%, 11/15/2023	500	552
Connecticut State, Higher Education Supplement Loan Authority, Connecticut State University, Ser L, RB 4.000%, 11/01/2021	25	26
Connecticut State, Higher Education Supplement Loan Authority, RB 1.100%, 07/01/2048 (A)	3,000	3,063
Connecticut State, Housing Finance Authority, Ser 25, RB 2.700%, 06/15/2023	1,315	1,375
Connecticut State, Ser A, GO 5.000%, 04/15/2022	1,595	1,717
Connecticut State, Ser C, GO 5.000%, 06/15/2021	1,370	1,421
3.000%, 06/01/2021	2,300	2,347
Connecticut State, Ser F, GO 5.000%, 11/15/2020	1,025	1,035
Connecticut State, SIFMA Index Project, Ser A, GO 1.080%, 03/01/2025 (A)	1,815	1,812
1.040%, 03/01/2024 (A)	2,095	2,093
0.990%, 03/01/2023 (A)	1,075	1,076
Connecticut State, Special Tax Revenue State, RB 5.000%, 05/01/2022	400	431
4.000%, 05/01/2021	500	512
Connecticut State, Special Tax Revenue, Ser B, RB 5.000%, 12/01/2021	1,800	1,906

Description	Face Amount (Thousands)	Market Value (\$ Thousands)
MUNICIPAL BONDS (continued)		
Hartford County, Metropolitan District, Ser A, GO 5.000%, 02/01/2021	\$ 565	\$ 576
Meriden, Multi-Family Housing, Yale Acres Project, RB Callable 02/01/2022 @ 100 1.730%, 08/01/2022 (A)	2,000	2,033
New Haven, Ser B, GO 5.000%, 02/01/2021	300	305
Oxford, GO, BAN 2.500%, 01/15/2021	1,000	1,007
		25,295
Delaware — 0.4%		
Delaware State, Economic Development Authority, Delmarva Power & Light Company Project, RB 1.050%, 01/01/2031 (A)	5,100	5,143
District of Columbia — 2.0%		
District of Columbia, Housing Finance Agency, 1550 First Street Project, RB Callable 05/01/2022 @ 100 1.460%, 06/01/2039 (A)	5,000	5,074
District of Columbia, Housing Finance Agency, Liberty Place Apartments Project, RB 2.130%, 06/01/2021 (A)	2,000	2,009
District of Columbia, Housing Finance Agency, Park Southern Apartments Project, RB, FHA Callable 02/01/2023 @ 100 0.700%, 06/01/2024 (A)	2,690	2,694
Metropolitan Washington, Airports Authority, Ser A, AMT, RB 5.000%, 10/01/2020	100	100
5.000%, 10/01/2022	4,585	4,994
5.000%, 10/01/2023	5,225	5,904
Metropolitan Washington, Airports Authority, Ser B, AMT, RB Callable 10/01/2020 @ 100 5.000%, 10/01/2024	4,000	4,015
5.000%, 10/01/2026	1,000	1,004
		25,794
Florida — 4.2%		
Broward County, Florida Airport System Revenue, Ser A, AMT, RB 5.000%, 10/01/2020	400	401
Escambia County, Housing Finance Authority, RB 1.350%, 12/01/2022 (A)	2,000	2,029

SCHEDULE OF INVESTMENTS

August 31, 2020

Short Duration Municipal Fund (Continued)

Description	Face Amount (Thousands)	Market Value (\$ Thousands)
MUNICIPAL BONDS (continued)		
Escambia County, Solid Waste Authority, Gulf Power Project, RB 1.800%, 04/01/2039 (A)	\$ 3,750	\$ 3,760
Florida State, Citizens Property Insurance, Coastal Account, Ser A1, RB Callable 12/01/2024 @ 100 5.000%, 06/01/2025	2,000	2,352
Florida State, Citizens Property Insurance, Personal & Commercial Lines Account, Senior Secured, Ser A, RB 5.000%, 06/01/2021	2,885	2,983
Florida State, Higher Educational Facilities Financial Authority, Florida Institute of Technology, RB 5.000%, 10/01/2020	225	225
Florida State, Housing Finance Authority, Azure Estates, Ser J, RB 1.450%, 03/01/2023 (A)	9,800	9,936
Florida State, Housing Finance Authority, Pembroke Tower Apartments, RB 1.550%, 09/01/2021 (A)	2,500	2,511
Jacksonville, Housing Finance Authority, Desert Silver Project, RB 2.250%, 12/01/2021 (A)	7,250	7,284
Jacksonville, Sales Tax Revenue, RB Callable 10/01/2022 @ 100 5.000%, 10/01/2027	1,600	1,743
Jacksonville, Ser B, RB 5.000%, 10/01/2021	4,040	4,249
Lee Memorial Hospital, Health System, RB Callable 09/01/2020 @ 100 0.360%, 04/01/2049 (A)	1,200	1,200
Miami-Dade County, Housing Finance Authority, Liberty Square Phase Project, RB Callable 05/01/2022 @ 100 1.420%, 11/01/2040 (A)	5,790	5,872
Miami-Dade County, Housing Finance Authority, RB Callable 10/01/2021 @ 100 1.400%, 04/01/2023 (A)	2,000	2,017
Palm Beach County, Health Facilities Authority, Active Senior Retirement Communities, RB 4.000%, 11/15/2020	2,630	2,645
Pasco County, School Board, Ser B, RB Callable 08/04/2021 @ 100 0.840%, 08/01/2032 (A)	2,000	2,000

Description	Face Amount (Thousands)	Market Value (\$ Thousands)
MUNICIPAL BONDS (continued)		
Tender Option Bond Trust Receipts, Ser 2020-XF2882, RB Callable 02/15/2030 @ 100 0.130%, 08/15/2050 (A)(B)(C)	\$ 2,805	\$ 2,805
		54,012
Georgia — 4.4%		
Atlanta, Urban Residential Finance Authority, Bethel Towers Apartments Project, RB Callable 09/21/2020 @ 100 2.070%, 07/01/2021 (A)	3,000	3,003
Burke County, Development Authority, RB 2.250%, 10/01/2032 (A)	500	518
1.550%, 12/01/2049 (A)	2,000	2,017
Burke County, Development Authority, Vogtle Project, RB 2.500%, 01/01/2052 (A)	19,000	19,227
Cobb County, Kennestone Hospital Authority, Wellstar Health System, RB 5.000%, 04/01/2023	545	607
DeKalb County, Housing Authority, Silver Oaks Apartment Project, Ser A, RB 2.000%, 02/01/2022 (A)	1,500	1,510
Georgia State, Main Street Natural Gas, Ser B, RB 4.000%, 12/01/2020	650	656
Georgia State, Main Street Natural Gas, Ser B, RB Callable 09/01/2024 @ 100 4.000%, 08/01/2049 (A)	7,250	8,231
Georgia State, Main Street Natural Gas, Ser E, RB Callable 09/01/2023 @ 100 0.660%, 08/01/2048 (A)	1,500	1,496
Georgia State, Private Colleges & Universities Authority, Ser B-, RB Callable 02/16/2022 @ 100 0.510%, 10/01/2039 (A)	2,500	2,494
Georgia State, Ser A, GO Callable 07/01/2022 @ 100 5.000%, 07/01/2024	945	1,028
Monroe County, Development Authority, Oglethorpe Power Company Project, RB 1.500%, 01/01/2039 (A)	750	754
Valdosta, Housing Authority, Brown Rural Development Portfolio Project, RB Callable 12/01/2020 @ 100 2.250%, 12/01/2021 (A)	14,695	14,763
		56,304

Description	Face Amount (Thousands)	Market Value (\$ Thousands)
MUNICIPAL BONDS (continued)		
Hawaii — 0.4%		
Hawaii State, Airports System Revenue, AMT, RB		
Callable 07/01/2021 @ 100		
5.000%, 07/01/2023	\$ 4,000	\$ 4,147
5.000%, 07/01/2024	1,000	1,036
		<u>5,183</u>
Illinois — 5.8%		
Bolingbrook Village, Special Tax		
4.000%, 03/01/2021	1,000	1,018
Chicago, Wastewater Transmission Revenue Authority, RB		
5.000%, 01/01/2023	30	33
Chicago, Waterworks Revenue Authority, RB		
5.000%, 11/01/2021	1,405	1,476
Chicago, Waterworks Revenue Authority, Ser 2017-2, RB		
5.000%, 11/01/2020	810	816
Chicago, Waterworks Revenue Authority, Ser A, RB		
Callable 11/01/2020 @ 100		
5.000%, 11/01/2021	1,000	1,007
5.000%, 11/01/2023	3,000	3,020
Granite City, Madison Waste Management, RB		
2.450%, 05/01/2027	4,000	4,049
Illinois State, Finance Authority, Bradley University Project, Ser C, RB		
5.000%, 08/01/2021	450	465
Illinois State, Finance Authority, Chicago International Charter School Project, RB		
4.000%, 12/01/2020	415	417
Illinois State, Finance Authority, Field Museum of Natural History, RB		
Callable 03/01/2022 @ 100		
0.606%, 11/01/2034 (A)	1,735	1,714
Illinois State, Finance Authority, Noble Network Charter School Project, RB		
5.000%, 09/01/2020	920	920
Illinois State, Finance Authority, Swedish Covenant Hospital Project, RB		
5.000%, 08/15/2021 (E)	400	418
Illinois State, Finance Authority, University of Illinois Health Services, RB		
5.000%, 10/01/2023	250	280
Illinois State, GO		
5.000%, 07/01/2021	2,560	2,632
4.000%, 02/01/2021	1,350	1,364
Illinois State, Housing Development Authority, Ser C, RB		
2.300%, 02/01/2026	1,000	1,054

Description	Face Amount (Thousands)	Market Value (\$ Thousands)
MUNICIPAL BONDS (continued)		
Illinois State, Regional Transportation Authority, RB, AGM		
5.750%, 06/01/2021	\$ 2,630	\$ 2,729
Illinois State, Regional Transportation Authority, Ser A, RB, NATL		
5.500%, 07/01/2021	1,610	1,673
Illinois State, Regional Transportation Authority, Ser B, RB		
0.750%, 06/01/2025 (A)	4,200	4,200
Illinois State, Ser A, GO		
5.000%, 11/01/2022	15,695	16,735
Illinois State, Ser B, GO		
5.000%, 10/01/2021	2,500	2,592
Illinois State, Ser D, GO		
5.000%, 11/01/2021	5,950	6,170
5.000%, 11/01/2022	6,000	6,319
Illinois State, Toll Highway Authority, Ser A, RB		
5.000%, 12/01/2021	3,415	3,607
Lake County, Forest Preserve District, Ser A, GO		
0.690%, 12/15/2020 (A)	135	135
McHenry & Kane Counties, Community Consolidated School District No. 158 Huntley, GO, NATL		
2.202%, 01/01/2021 (D)(E)	1,555	1,553
2.202%, 01/01/2021 (D)	1,195	1,191
Mount Vernon, GO, BAM		
4.000%, 12/15/2022	1,065	1,146
Peoria County, Ser A, GO		
0.500%, 01/01/2031 (A)	1,400	1,400
Sales Tax Securitization, Ser A, RB		
5.000%, 01/01/2025	1,000	1,148
Sangamon Logan & Menard Counties, Ser B, GO, BAM		
5.000%, 12/01/2023	200	227
University of Illinois, Ser A, RB		
5.000%, 04/01/2022	500	533
Whiteside & Lee Counties, Community Unit School District No. 5 Sterling, Ser A, GO, BAM		
4.000%, 12/01/2020	1,270	1,281
Will County, Community Unit School District No. 201-U Crete-Monee, GO, AGM		
2.228%, 11/01/2022 (D)	1,625	1,603
		<u>74,925</u>
Indiana — 4.0%		
Center Grove, Multi-Facility School Building, RB		
Callable 10/01/2020 @ 100		
2.500%, 12/15/2020	1,000	1,002

SCHEDULE OF INVESTMENTS

August 31, 2020

Short Duration Municipal Fund (Continued)

Description	Face Amount (Thousands)	Market Value (\$ Thousands)
MUNICIPAL BONDS (continued)		
Indiana State, Finance Authority, Idiana University Health, RB Callable 01/01/2025 @ 100 2.250%, 12/01/2058 (A)	\$ 7,150	\$ 7,519
Indiana State, Finance Authority, Idiana University Health, Ser L, RB Callable 09/03/2020 @ 100 0.370%, 12/01/2046 (A)	2,725	2,719
Indiana State, Finance Authority, Indiana University Health, RB Callable 01/01/2022 @ 100 1.650%, 03/01/2027 (A)	1,500	1,519
Indiana State, Finance Authority, Indianapolis Power & Light, RB 3.875%, 08/01/2021	6,500	6,664
Indiana State, RB Callable 01/05/2021 @ 100 3.000%, 01/11/2021	3,000	3,028
Indianapolis, Local Public Improvement Bond Bank, Ser B, RB Callable 10/01/2020 @ 100 1.450%, 06/01/2021	4,000	4,000
Rockport City, Industry Pollution Control, Indiana Michigan Power Project, Ser D, RB 2.050%, 04/01/2025 (A)	3,600	3,630
Rockport City, Industry Pollution Control, Pollution Control Project, RB 1.350%, 07/01/2025 (A)	1,000	1,009
Rockport City, Industry Pollution Control, Ser B-RE, RB 3.050%, 06/01/2025	10,465	11,466
St. Joseph County, Economic Development Authority, Saint Mary's College, Ser A, RB 5.000%, 04/01/2021	740	758
Whiting, Industry Environmental Facilities, BP Products North America Project, AMT, RB 5.000%, 11/01/2047 (A)	5,500	6,449
		<u>51,788</u>
Iowa — 0.2%		
Iowa State, Finance Authority, Ser B, RB, GNMA/FNMA/FHLMC Callable 11/02/2020 @ 100 0.390%, 07/01/2047 (A)	2,000	2,000
Kansas — 1.1%		
Baldwin City, Ser A, GO 4.400%, 03/01/2021	860	877

Description	Face Amount (Thousands)	Market Value (\$ Thousands)
MUNICIPAL BONDS (continued)		
Kansas State, Department of Transportation, Ser C, RB 0.509%, 09/01/2023 (A)	\$ 7,700	\$ 7,668
Kansas State, Department of Transportation, Ser C4-REMK, RB 0.609%, 09/01/2024 (A)	1,000	997
Kansas State, Development Finance Authority, Forest Glen Estates Apartments, RB Callable 07/01/2021 @ 100 1.660%, 07/01/2022 (A)	4,000	4,040
Lenexa City, Ser B, GO Callable 10/01/2020 @ 100 1.625%, 09/01/2021	1,000	1,001
		<u>14,583</u>
Kentucky — 2.7%		
Ashland, Medical Center Revenue, RB 5.000%, 02/01/2021	385	390
5.000%, 02/01/2022	500	524
Kentucky State, Asset Liability Commission, Ser B, RB, NATL 0.688%, 11/01/2021 (A)	2,615	2,608
Kentucky State, Asset Liability Commission, Ser B, RB, NATL Callable 10/01/2020 @ 100 0.718%, 11/01/2025 (A)	1,000	985
Kentucky State, Housing Corporation, RB Callable 06/01/2022 @ 100 1.400%, 12/01/2022 (A)	2,175	2,206
Kentucky State, Public Energy Authority, Ser A, RB Callable 03/01/2025 @ 100 4.000%, 12/01/2049 (A)	7,500	8,489
Kentucky State, Public Energy Authority, Ser C, RB 4.000%, 12/01/2020	1,000	1,008
4.000%, 06/01/2021	1,000	1,025
4.000%, 12/01/2021	1,495	1,559
4.000%, 06/01/2022	1,430	1,515
4.000%, 12/01/2022	2,000	2,151
Louisville & Jefferson County, Metropolitan Government, Gas & Electric Project, RB 1.650%, 06/01/2033 (A)	1,450	1,460
Louisville & Jefferson County, Metropolitan Government, RB 1.850%, 10/01/2033 (A)	1,000	1,006
Mercer County, Solid Waste Disposal Facility, AMT, RB 1.300%, 05/01/2023	6,000	6,138
Owensboro, Electric Light & Power System Revenue, Ser B, RB 5.000%, 01/01/2021	1,675	1,700

Description	Face Amount (Thousands)	Market Value (\$ Thousands)
MUNICIPAL BONDS (continued)		
Paducah, Electric Plant Board, RB 5.000%, 10/01/2020	\$ 2,250	\$ 2,258
		<u>35,022</u>
Louisiana — 1.7%		
Louisiana State, Housing Corporation, Hollywood Acres, RB Callable 12/01/2021 @ 100 1.440%, 12/01/2023 (A)	3,000	3,036
Louisiana State, Local Government Environmental Facilities & Community Development Authority, East Baton Rouge Sewer, RB Callable 08/01/2024 @ 100 0.875%, 02/01/2046 (A)	2,000	1,989
Louisiana State, Offshore Terminal Authority, Loop Project, RB 2.000%, 10/01/2040 (A)	2,000	2,022
Louisiana State, Offshore Terminal Authority, RB 1.650%, 09/01/2027 (A) 1.650%, 09/01/2034 (A)	1,055 1,760	1,059 1,766
Louisiana State, Public Facilities Authority, Tulane University Project, Ser A, RB 5.000%, 12/15/2020	1,000	1,013
St. James Parish, Louisiana Revenue, Nucor Steel Project, Ser A1, RB 0.190%, 11/01/2040 (A)	3,000	3,000
St. John the Baptist Parish, Marathon Oil Project, RB 2.125%, 06/01/2037 (A)	8,000	8,039
		<u>21,924</u>
Maryland — 1.4%		
Maryland State, Community Development Administration, RB 2.060%, 09/01/2021	3,000	3,029
Maryland State, Community Development Administration, Ser S, RB Callable 01/31/2022 @ 100 0.625%, 06/01/2022	775	775
Maryland State, Economic Development, Potomac Electric Power Company Project, RB 1.700%, 09/01/2022	3,000	3,065
Maryland State, Health & Higher Educational Facilities Authority, University of Maryland Medical, RB Callable 01/01/2025 @ 100 5.000%, 07/01/2045 (A)	6,250	7,371

Description	Face Amount (Thousands)	Market Value (\$ Thousands)
MUNICIPAL BONDS (continued)		
Tender Option Bond Trust Receipts, Ser 2018- XF0605, RB Callable 05/01/2028 @ 100 0.000%, 05/01/2047 (A)(B)	\$ 3,300	\$ 3,300
		<u>17,540</u>
Massachusetts — 1.9%		
Massachusetts State, Development Finance Agency, Brandeis University, Ser S, RB 5.000%, 10/01/2020 5.000%, 10/01/2021 5.000%, 10/01/2022 5.000%, 10/01/2023	3,320 3,490 2,195 2,400	3,331 3,645 2,391 2,709
Massachusetts State, Development Finance Agency, Lyman Terrace Phase II, RB Callable 02/01/2022 @ 100 1.390%, 08/01/2022 (A)	4,250	4,302
Massachusetts State, Development Finance Agency, Ser A, RB 5.000%, 07/01/2021 5.000%, 07/01/2022	400 400	413 428
Massachusetts State, Development Finance Agency, Waste Management Project, AMT, RB 2.450%, 05/01/2027 (A)(B)	1,250	1,265
Massachusetts State, Development Finance Agency, Wellforce, Ser A, RB 5.000%, 07/01/2023	725	801
Massachusetts State, Development Finance Agency, Wellforce, Ser C, RB, AGM 5.000%, 10/01/2021 5.000%, 10/01/2027	225 425	236 535
Massachusetts State, Health & Educational Facilities Authority, Partners Health Care Project, Ser G, RB, AGM Callable 09/03/2020 @ 100 0.370%, 07/01/2042 (A)	1,000	1,000
Massachusetts State, Housing Finance Agency, Chestnut Park Project, RB 2.400%, 12/01/2023 (A)	2,225	2,284
Massachusetts State, Ser B, GO 5.000%, 07/01/2023	1,270	1,441
		<u>24,781</u>
Michigan — 1.8%		
Dearborn, School District, GO, BAM 3.000%, 05/01/2023 3.000%, 05/01/2024	940 970	997 1,049
Detroit, Downtown Development Authority, Catalyst Development Project, Ser A, TA, AGM 5.000%, 07/01/2022 5.000%, 07/01/2023	500 525	540 589

SCHEDULE OF INVESTMENTS

August 31, 2020

Short Duration Municipal Fund (Continued)

Description	Face Amount (Thousands)	Market Value (\$ Thousands)
MUNICIPAL BONDS (continued)		
Lake Superior State University, Board of Trustees, RB, AGM 4.000%, 11/15/2020	\$ 1,010	\$ 1,017
Michigan State, Building Authority, Ser I, RB Callable 10/15/2021 @ 100 5.000%, 10/15/2023	1,240	1,305
Michigan State, Finance Authority, Henry Ford Health System Project, RB 5.000%, 11/15/2020	530	535
Michigan State, Finance Authority, RB 3.500%, 11/15/2044 (A)	2,450	2,597
Michigan State, Hospital Finance Authority, Ascension Health Care Project, RB 4.000%, 11/15/2047 (A)	3,825	4,184
Michigan State, Housing Development Authority, Ser A, RB 2.200%, 04/01/2022	475	487
Michigan State, Strategic Fund, RB 4.000%, 11/15/2020	800	801
Michigan State, Strategic Fund, RB, AMBAC 7.000%, 05/01/2021	2,000	2,086
University of Michigan, RB Callable 10/01/2021 @ 100 0.430%, 04/01/2033 (A)	4,135	4,126
Wayne County, Airport Authority, Ser A, AMT, RB Callable 12/01/2021 @ 100 5.000%, 12/01/2022	2,000	2,105
		<u>22,418</u>
Minnesota — 0.7%		
Apple Valley, Senior Living Revenue, Minnesota Senior Living Project, RB 4.000%, 01/01/2021	500	497
Minneapolis, Multifamily Housing, Madison Apartment Project, RB Callable 11/01/2021 @ 100 1.550%, 11/01/2022 (A)	4,050	4,101
Minnesota State, Housing Finance Agency, Ser C, RB Callable 11/01/2020 @ 100 1.600%, 08/01/2021	1,000	1,002
Minnesota State, Housing Finance Agency, Ser D, RB Callable 02/01/2021 @ 100 1.400%, 02/01/2022	1,100	1,104
Minnesota State, Housing Finance Agency, White Oak Estates, Ser F, RB Callable 02/01/2021 @ 100 1.350%, 08/01/2021	1,555	1,560

Description	Face Amount (Thousands)	Market Value (\$ Thousands)
MUNICIPAL BONDS (continued)		
Minnesota State, Rural Water Finance Authority, RB Callable 02/01/2021 @ 100 1.000%, 08/01/2021	\$ 750	\$ 752
		<u>9,016</u>
Mississippi — 2.0%		
Lowndes County, Solid Waste Disposal, Weyerhaeuser CO. Project, Ser C, RB 6.800%, 04/01/2022	500	546
Mississippi State, Business Finance, Coast Electric Power Project, Ser C, RB Callable 11/01/2020 @ 100 1.500%, 05/01/2037 (A)	9,732	9,745
Mississippi State, Business Finance, System Energy Resources Project, RB Callable 04/01/2021 @ 100 2.500%, 04/01/2022	7,000	7,045
Mississippi State, Business Finance, Waste Management Project, RB 1.350%, 03/01/2029 (A)	500	500
Mississippi State, Hospital Equipment & Facilities Authority, RB 5.000%, 01/01/2021	300	304
	350	370
	1,500	1,500
Mississippi, Development Bank Special Obligation, Mississippi Sales Tax Revenue Infrastructure Project, RB 5.000%, 09/01/2022	600	651
	700	787
Warren County, Mississippi Environmental Improvement Revenue, International Paper Co. Project, AMT, RB 1.600%, 08/01/2027 (A)	2,000	2,057
Warren County, Mississippi Gulf Opportunity Zone Revenue, International Paper Co. Project, RB 1.375%, 08/01/2027 (A)	2,500	2,545
		<u>26,050</u>
Missouri — 0.9%		
Missouri State, Health & Educational Facilities Authority, Still University of Health Services, RB 4.000%, 10/01/2021	730	754
Missouri State, Public Utilities Commission, RB Callable 09/21/2020 @ 100 1.500%, 03/01/2021	8,570	8,575

Description	Face Amount (Thousands)	Market Value (\$ Thousands)
MUNICIPAL BONDS (continued)		
Missouri State, Public Utilities Commission, RB Callable 09/01/2021 @ 100 0.500%, 03/01/2022	\$ 2,000	\$ 2,001
		11,330
Montana — 0.1%		
Montana State, Board of Investments, Inter Capital Program, Municipal Finance Consolidation Act Bonds, RB Callable 03/01/2021 @ 100 1.000%, 03/01/2028 (A)	1,480	1,483
Nebraska — 0.1%		
Central Plains, Energy Project, Project No. 1, Ser A, RB 5.250%, 12/01/2021	500	529
Douglas County, Hospital Authority No. 2, RB 5.000%, 11/15/2022	265	291
		820
Nevada — 0.2%		
Nevada State, Housing Division, Silver Terrace Apartments, Ser M, RB Callable 04/01/2021 @ 100 1.190%, 10/01/2022 (A)	2,000	2,008
Washoe County, Water Facilities Refunding Revenue, AMT, RB 2.050%, 03/01/2036 (A)	1,000	1,014
		3,022
New Jersey — 6.0%		
Bayonne, GO, AGM 0.720%, 07/01/2023 (D)	1,000	980
Lyndhurst Township, GO, BAN 1.500%, 02/05/2021	4,065	4,086
Millburn Township, GO, BAN 1.500%, 01/29/2021	4,873	4,897
New Jersey State, Economic Development Authority, American Water Company, AMT, RB 1.150%, 06/01/2023	1,000	1,014
New Jersey State, Economic Development Authority, American Water Company, RB 1.000%, 06/01/2023	1,300	1,302
New Jersey State, Economic Development Authority, School Facilities Construction Project, RB Callable 03/01/2025 @ 100 1.340%, 09/01/2025 (A)	1,050	1,019
New Jersey State, Economic Development Authority, Ser A, RB 4.000%, 07/01/2022	3,600	3,785

Description	Face Amount (Thousands)	Market Value (\$ Thousands)
MUNICIPAL BONDS (continued)		
New Jersey State, Economic Development Authority, Ser B, RB 5.000%, 11/01/2024	\$ 14,780	\$ 16,916
New Jersey State, Economic Development Authority, Ser BBB, RB 5.000%, 06/15/2021	620	639
New Jersey State, Higher Education Student Assistance Authority, Ser 1B, AMT, RB 5.000%, 12/01/2020	1,500	1,515
New Jersey State, Housing & Mortgage Finance Agency, RB Callable 10/01/2020 @ 100 2.450%, 10/01/2021 (A)	6,135	6,146
New Jersey State, Housing & Mortgage Finance Agency, RB Callable 06/01/2022 @ 100 0.750%, 05/01/2023 (A)	1,000	1,005
New Jersey State, Housing & Mortgage Finance Agency, Ser D, AMT, RB 4.000%, 10/01/2020 4.000%, 04/01/2021	1,290 1,405	1,293 1,430
New Jersey State, Sports & Exposition Authority, Ser A, RB 5.000%, 09/01/2020	1,000	1,000
New Jersey State, Transportation Trust Fund Authority, RB 5.000%, 12/15/2024	3,000	3,444
New Jersey State, Transportation Trust Fund Authority, Ser A, RB, AGM 5.250%, 12/15/2023	1,345	1,529
New Jersey State, Transportation Trust Fund Authority, Ser AA, RB Callable 06/15/2023 @ 100 5.000%, 06/15/2025	2,000	2,187
New Jersey State, Transportation Trust Fund Authority, Ser B, RB 5.000%, 06/15/2021	500	516
New Jersey State, Transportation Trust Fund Authority, Ser B, RB, NATL 5.500%, 12/15/2021	2,265	2,398
New Jersey State, Turnpike Authority, Ser C, RB 0.709%, 01/01/2023 (A)	5,665	5,635
New Jersey State, Turnpike Authority, Ser C, RB Callable 10/01/2020 @ 100 0.569%, 01/01/2028 (A)	2,000	1,999
New Jersey State, Turnpike Authority, Ser D1, RB 0.809%, 01/01/2024 (A)	1,000	994
Newark, Ser A, GO 5.000%, 10/01/2021 5.000%, 10/01/2024	110 1,500	115 1,753

SCHEDULE OF INVESTMENTS

August 31, 2020

Short Duration Municipal Fund (Continued)

Description	Face Amount (Thousands)	Market Value (\$ Thousands)
MUNICIPAL BONDS (continued)		
Newark, Ser B, GO		
5.000%, 10/01/2021	\$ 230	\$ 241
5.000%, 10/01/2024	1,060	1,239
Orange Township, General Improvement Project, GO, BAM		
2.250%, 12/01/2020	940	945
Plainfield City, GO, AGM		
4.000%, 08/15/2023	1,120	1,236
Sussex County, Municipal Utilities Authority, Ser B, RB, AGM		
1.160%, 12/01/2020 (D)	1,800	1,799
Tobacco Settlement Financing, Ser A, RB		
5.000%, 06/01/2021	4,000	4,132
		<u>77,189</u>
New Mexico — 0.1%		
Farmington, Pollution Control Revenue, AMT, RB		
1.200%, 06/01/2040 (A)	1,750	1,758
New York — 9.5%		
Broome County, Ser A, GO, BAN		
2.000%, 04/30/2021	1,360	1,371
Cortland, Enlarged City School District, GO, RAN		
1.500%, 07/30/2021	500	504
Long Island, Power Authority, Ser A, RB		
5.000%, 09/01/2024	1,100	1,306
Long Island, Power Authority, Ser B, RB		
Callable 03/01/2025 @ 100		
0.850%, 09/01/2050 (A)	2,000	2,009
Metropolitan New York, Transportation Authority, Ser 2012G, RB		
0.030%, 11/01/2032 (A)(C)	4,000	4,000
Metropolitan New York, Transportation Authority, Ser A, RB, BAN		
4.000%, 02/01/2022	3,430	3,491
Metropolitan New York, Transportation Authority, Ser A1, RB, BAN		
5.000%, 02/01/2023	2,100	2,207
Metropolitan New York, Transportation Authority, Ser B, RB, BAN		
5.000%, 05/15/2021	36,870	37,496
Metropolitan New York, Transportation Authority, Ser D, RB		
0.540%, 11/15/2044 (A)	1,000	952
New York & New Jersey, Port Authority, Ser 178, AMT, RB		
5.000%, 12/01/2022	1,990	2,189
New York & New Jersey, Port Authority, Ser 195, AMT, RB		
5.000%, 10/01/2022	1,695	1,852

Description	Face Amount (Thousands)	Market Value (\$ Thousands)
MUNICIPAL BONDS (continued)		
New York City, Housing Development Authority, RB		
Callable 05/01/2022 @ 100		
1.100%, 11/01/2059 (A)	\$ 12,500	\$ 12,588
New York City, Housing Development Authority, Ser C, RB		
Callable 03/01/2021 @ 100		
2.350%, 07/01/2022	8,730	8,806
New York City, Housing Development Authority, Ser G, RB		
Callable 11/02/2020 @ 100		
0.200%, 05/01/2052 (A)	2,000	1,999
New York City, Housing Development Authority, Ser S, RB		
Callable 02/01/2022 @ 100		
2.100%, 11/01/2058 (A)	600	612
New York State, Dormitory Authority, Ser B, RB		
5.000%, 03/31/2021	3,000	3,084
New York State, Housing Finance Agency, RB		
Callable 09/21/2020 @ 100		
1.875%, 05/01/2050 (A)	2,500	2,502
New York State, Housing Finance Agency, Ser E, RB		
Callable 01/01/2022 @ 100		
0.850%, 11/01/2024	3,890	3,893
New York State, Housing Finance Agency, Ser E, RB		
Callable 09/01/2023 @ 100		
0.950%, 05/01/2025	2,110	2,113
New York State, Housing Finance Agency, Ser L, RB		
Callable 06/01/2021 @ 100		
1.375%, 11/01/2022	560	563
New York State, Housing Finance Agency, Ser P, RB		
Callable 12/01/2021 @ 100		
1.600%, 11/01/2024	5,000	5,044
New York State, Mortgage Agency Revenue, AMT, RB		
2.250%, 04/01/2022	500	512
Nuveen, New York AMT-Free Quality Municipal Income Fund, Tax Exempt		
0.700%, 05/01/2047 (A)(B)	4,000	4,000
Oyster Bay, GO		
4.000%, 11/01/2022	820	880
2.000%, 11/01/2021	835	849
Oyster Bay, Ser C, GO, BAN		
4.000%, 08/27/2021	1,120	1,159
Sherrill, School District, GO		
1.500%, 06/25/2021	1,040	1,044
Suffolk County, GO, RAN		
5.000%, 03/19/2021	1,000	1,022

Description	Face Amount (Thousands)	Market Value (\$ Thousands)
MUNICIPAL BONDS (continued)		
Suffolk County, Ser I, GO, TAN 2.000%, 09/25/2020	\$ 7,155	\$ 7,160
Tender Option Bond Trust Receipts, Ser 2020-XM0824, RB 0.130%, 02/15/2028 (A)(B)	4,000	4,000
Triborough, Bridge & Tunnel Authority, Ser B, RB Callable 05/15/2021 @ 100 0.604%, 11/15/2027 (A)	2,460	2,457
		121,664
North Carolina — 0.6%		
Charlotte, Housing Authority, Multifamily Housing Revenue, Heritage Park Apartments, RB 1.450%, 06/01/2022 (A)	5,000	5,037
Columbus County, Industrial Facilities & Pollution Control Financing Authority, RB 1.375%, 05/01/2034 (A)	1,000	1,018
Durham, Housing Authority, Multifamily Housing Revenue, Morreene Park Apartments, RB 1.300%, 01/01/2021 (A)	1,795	1,796
		7,851
North Dakota — 0.0%		
Williston, Airport Revenue, RB 5.000%, 11/01/2020	525	529
Ohio — 4.5%		
Allen County, Hospital Facilities Revenue, Bon Secours Mercy Health, RB 5.000%, 12/01/2020 5.000%, 12/01/2021	1,500 500	1,517 528
Allen County, Hospital Facilities Revenue, Ser A, RB 5.000%, 08/01/2021	2,000	2,083
American Municipal Power, Combined Hydroelectric Project, Ser A, RB Callable 02/15/2021 @ 100 2.250%, 02/15/2048 (A)	4,210	4,234
American Municipal Power, RB 5.000%, 02/15/2023	1,000	1,113
American Municipal Power, Ser A, RB Callable 08/15/2021 @ 100 2.300%, 02/15/2038 (A)	1,000	1,014
Columbus, Ser A, GO Pre-Refunded @ 100 4.000%, 08/15/2022 (F)	1,875	2,013
Cuyahoga, Metropolitan Housing Authority, Riverside Park Phase II Project, RB Callable 04/01/2021 @ 100 2.000%, 04/01/2022 (A)	1,750	1,766

Description	Face Amount (Thousands)	Market Value (\$ Thousands)
MUNICIPAL BONDS (continued)		
Fairview Park, City School District, GO 1.513%, 12/01/2022 (D)	\$ 515	\$ 509
Heath City, School District, GO, NATL 1.969%, 12/01/2020 (D)	1,025	1,024
Lancaster, Port Authority, Ser A, RB Callable 11/01/2024 @ 101 5.000%, 08/01/2049 (A)	3,700	4,373
Lorain County, Ser B, GO Callable 10/01/2020 @ 100 1.300%, 02/06/2021	805	805
Lucas County, Hospital Revenue Board, Promedica Healthcare Project, Ser D, RB 4.000%, 11/15/2020	2,100	2,110
Mahoning County, GO, BAN 1.000%, 09/13/2021	1,000	1,007
Mahoning County, Sales Tax Improvement, RB 3.000%, 09/16/2020	1,000	1,001
Mahoning County, Sales Tax, RB 1.000%, 09/13/2021	1,000	1,006
Mizuho Floater, Ser 2019-MIZ9001, RB 0.290%, 07/01/2059 (A)(B)(C)	1,000	1,000
Montgomery County, Miami Valley Hospital, Ser A, RB Callable 11/15/2020 @ 100 5.750%, 11/15/2021	1,700	1,718
Newark, Church Street Improvement, GO, BAN 2.250%, 03/24/2021	560	565
Ohio State, Air Quality Development Authority, American Electric Company, AMT, RB 2.100%, 12/01/2027 (A)	3,000	3,105
Ohio State, Higher Educational Facility Commission, Xavier University Project, RB 5.000%, 05/01/2023	390	434
Ohio State, Housing Finance Agency, Brandt Meadows Apartment Project, RB 2.000%, 09/01/2021 (A)	2,100	2,100
Ohio State, Housing Finance Agency, Rad East Project, RB Callable 05/01/2021 @ 100 2.450%, 05/01/2022 (A)	8,000	8,105
Ohio State, Housing Finance Agency, Sem Manor Project, RB 1.400%, 09/01/2020	2,620	2,620
Ohio State, Housing Finance Agency, Ser A, RB Callable 09/01/2022 @ 100 0.400%, 09/01/2023 (A)	2,675	2,673

SCHEDULE OF INVESTMENTS

August 31, 2020

Short Duration Municipal Fund (Continued)

Description	Face Amount (Thousands)	Market Value (\$ Thousands)
MUNICIPAL BONDS (continued)		
Ohio State, Housing Finance Agency, Sutter View Apartments, RB Callable 07/01/2021 @ 100 1.620%, 07/01/2023 (A)	\$ 3,500	\$ 3,534
Ohio State, Ser C, RB 5.000%, 01/15/2042 (A)	200	208
Port of Greater Cincinnati, Development Authority, Convention Center Hotel Acquisition & Demolition Project, Ser A, RB Callable 05/01/2022 @ 100 3.000%, 05/01/2023	5,000	5,009
		<u>57,174</u>
Oklahoma — 0.8%		
Muskogee County, Independent School District No. 20, GO 1.750%, 07/01/2021	1,000	1,011
Oklahoma County, Finance Authority, Midwest City-Del City Public School Project, RB 5.000%, 10/01/2022	1,000	1,095
Oklahoma State, Development Finance Authority, Gilcrease Expressway West Project, AMT, RB Callable 06/30/2022 @ 100 1.625%, 07/06/2023	2,840	2,833
Tender Option Bond Trust Receipts, Ser 2020-XF2884, RB Callable 09/01/2029 @ 100 0.130%, 09/01/2045 (A)(B)(C)	1,365	1,365
Tulsa County, Industrial Authority, Owasso Public Schools Project, RB 5.000%, 09/01/2020 5.000%, 09/01/2021	1,500 1,650	1,500 1,726
Tulsa County, Industrial Authority, San Springs Public Schools Project, RB 5.000%, 09/01/2021	330	345
		<u>9,875</u>
Oregon — 0.4%		
Deschutes & Jefferson Counties, School District, GO 0.650%, 06/15/2024 (D)	460	450
Oregon State, Lottery Revenue, Department of Administrative Services, Ser 2016-XF2290, RB 0.300%, 04/01/2021 (A)(B)	4,000	4,000
Port of Portland, Airport Revenue, RB 5.000%, 07/01/2023	275	308
		<u>4,758</u>

Description	Face Amount (Thousands)	Market Value (\$ Thousands)
MUNICIPAL BONDS (continued)		
Pennsylvania — 6.2%		
Berks County, Municipal Authority, Ser A, RB 5.000%, 02/01/2024	\$ 500	\$ 540
Bethlehem, Area School District, Ser A, RB Callable 11/02/2020 @ 100 0.599%, 01/01/2032 (A)	6,000	5,953
Butler County, General Authority Revenue, AGM, Hampton Township School District Project, RB 0.100%, 09/01/2027 (A)	1,600	1,600
Cumberland County, Municipal Authority, RB 3.750%, 05/01/2044 (A)	1,000	1,008
Delaware Valley, Regional Finance Authority, Ser B, RB Callable 09/01/2021 @ 100 0.510%, 09/01/2048 (A)	2,500	2,483
East Hempfield Township, Industrial Development Authority, Willow Valley Communities Project, RB 4.000%, 12/01/2020	415	418
Holidaysburg, School District, GO 1.000%, 07/15/2021	500	503
Lackawanna County, Industrial Development Authority, Scranton University, RB 5.000%, 11/01/2024	250	293
Lehigh County, Industrial Development Authority, PPL Electric Utilities, RB 1.800%, 09/01/2029 (A)	3,610	3,654
Montgomery County, Higher Education & Health Authority, RB 4.000%, 05/01/2036 (A)	1,105	1,131
Pennsylvania State, Commonwealth Financing Authority, Tobacco Master Settlement, RB 5.000%, 06/01/2021	3,000	3,098
Pennsylvania State, Economic Development Financing Authority, AMT, RB 0.650%, 06/01/2044 (A)	1,750	1,750
Pennsylvania State, Economic Development Financing Authority, AMT, RB Callable 05/01/2024 @ 100 1.750%, 08/01/2038 (A)	7,250	7,419
Pennsylvania State, Economic Development Financing Authority, PPL Energy Supply, AMT, RB 0.450%, 08/01/2045 (A)	1,000	1,000
Pennsylvania State, Economic Development Financing Authority, RB 5.000%, 04/15/2021 5.000%, 04/15/2022	400 450	411 482

Description	Face Amount (Thousands)	Market Value (\$ Thousands)
MUNICIPAL BONDS (continued)		
Pennsylvania State, Economic Development Financing Authority, Waste Management Project, RB 2.800%, 12/01/2033 (A)	\$ 2,260	\$ 2,329
Pennsylvania State, Economic Development Financing Authority, Waste Management Project, Ser A, AMT, RB 2.625%, 11/01/2021	1,000	1,020
Pennsylvania State, Higher Educational Facilities Authority, Independent Colleges Project, Ser I, RB Pre-Refunded @ 100 2.720%, 05/01/2021 (A)(F)	2,500	2,541
Pennsylvania State, Higher Educational Facilities Authority, RB 3.000%, 05/01/2033 (A)	1,000	1,028
Pennsylvania State, Higher Educational Facilities Authority, Ser AW, RB 5.000%, 06/15/2023 5.000%, 06/15/2024	6,140 11,725	6,895 13,616
Pennsylvania State, Housing Finance Agency, Ser 120, RB Callable 10/01/2025 @ 100 2.350%, 04/01/2027	1,270	1,345
Pennsylvania State, Ser A, COP 5.000%, 07/01/2021	350	363
Pennsylvania State, Transportation Authority, RB 5.000%, 06/01/2021	500	517
Pennsylvania State, Turnpike Commission, Ser A, RB Callable 06/01/2023 @ 100 0.690%, 12/01/2023 (A)	3,000	2,987
Pennsylvania State, Turnpike Commission, Ser B, RB Callable 12/01/2022 @ 100 0.790%, 12/01/2023 (A)	1,250	1,248
Philadelphia, Housing Authority, PHA Headquarters Project, RB 4.000%, 05/01/2021	550	562
Philadelphia, School District, Ser 2020, GO 5.000%, 09/01/2022 5.000%, 09/01/2023	2,700 3,000	2,935 3,386
Philadelphia, School District, Ser A, GO 4.000%, 06/30/2021	1,500	1,546
Reading, School District, GO, AGM 5.000%, 03/01/2021	200	204
Tender Option Bond Trust Receipts, Ser 2020-XF2885, RB Callable 09/01/2028 @ 100 0.130%, 09/01/2037 (A)(B)(C)	1,250	1,250

Description	Face Amount (Thousands)	Market Value (\$ Thousands)
MUNICIPAL BONDS (continued)		
University of Pittsburgh, RB Callable 08/15/2023 @ 100 0.450%, 02/15/2024 (A)	\$ 2,850	\$ 2,843
Wilkes-Barre, Finance Authority, Ser A, RB 5.000%, 11/01/2024	475	557
		<u>78,915</u>
Rhode Island — 0.2%		
Rhode Island, Student Loan Authority, Ser A, AMT, RB Callable 12/01/2022 @ 100 5.000%, 12/01/2023	2,475	2,647
South Carolina — 1.7%		
Charleston, Waterworks & Sewer System Revenue, Ser B, RB Callable 01/01/2021 @ 100 0.480%, 01/01/2035 (A)	1,700	1,688
Laurens County, Water & Sewer Commission, RB Callable 07/01/2021 @ 100 1.375%, 02/01/2022	900	907
South Carolina, Jobs-Economic Development Authority, Prism Health Obligation Group, RB 0.390%, 05/01/2048 (A)	5,300	5,300
South Carolina, Transportation Infrastructure Bank, Ser 2003B, RB Callable 10/01/2021 @ 100 0.554%, 10/01/2031 (A)	12,090	12,005
Spartanburg County, Ser D, GO 5.000%, 03/01/2022	2,180	2,329
		<u>22,229</u>
Tennessee — 1.4%		
Franklin County, Health & Educational Facilities Board, RB Callable 12/01/2020 @ 100 2.400%, 12/01/2021 (A)	1,365	1,372
Knox County, Health Educational & Housing Facility Board, RB 4.000%, 04/01/2021	850	863
Lewisburg, Industrial Development Board, Multifamily Housing Revenue, Lewisburg Summit Apartments Project, RB 1.550%, 09/01/2022 (A)	2,000	2,043
Memphis, Health Educational & Housing Facility Board, Burkle & Main Apartments Project, Ser 2019, RB 1.400%, 11/01/2022 (A)	1,300	1,318

SCHEDULE OF INVESTMENTS

August 31, 2020

Short Duration Municipal Fund (Continued)

Description	Face Amount (Thousands)	Market Value (\$ Thousands)
MUNICIPAL BONDS (continued)		
Memphis, Health Educational & Housing Facility Board, Chickasaw Place Apartments Project, Ser 2020, RB 0.625%, 06/01/2023 (A)	\$ 1,160	\$ 1,163
Metropolitan Government Nashville & Davidson County, Health & Educational Facilities Board, Ascension Credit Union, Ser B1, RB 1.550%, 11/15/2030 (A)	2,390	2,395
Metropolitan Government Nashville & Davidson County, Health & Educational Facilities Board, Trevecca Towers Project, RB 2.000%, 01/01/2022 (A)	6,500	6,533
Tennessee, Energy Acquisition Gas Project, RB 5.000%, 11/01/2022	1,500	1,641
		<u>17,328</u>
Texas — 11.0%		
Alamito, Public Facilities Corporation, RB Callable 11/01/2021 @ 100 1.510%, 05/01/2037 (A)	1,500	1,516
Alamo Heights, Independent School District, Ser B, GO, PSF-GTD 3.000%, 02/01/2028 (A)	2,465	2,492
Alvin, Independent School District, Ser B, GO, PSF-GTD 0.450%, 02/15/2036 (A)	2,000	1,996
Capital Area, Housing Finance, Mission Trail At El Camino Real Apartments, RB Callable 08/01/2021 @ 100 2.100%, 09/01/2037 (A)	2,000	2,027
Central Texas, Regional Mobility Authority, RB Callable 07/01/2021 @ 100 4.000%, 01/01/2022	4,000	4,104
Coastal Bend, Health Facilities, Ser B, RB, AGM Callable 09/03/2020 @ 100 0.450%, 07/01/2031 (A)	950	950
Cypress-Fairbanks, Independent School District, GO, PSF-GTD Callable 02/15/2021 @ 100 5.000%, 02/15/2025	1,885	1,925
Cypress-Fairbanks, Independent School District, Ser A, GO, PSF-GTD 2.125%, 02/15/2027 (A) 1.250%, 02/15/2036 (A)	4,095 1,165	4,161 1,185
Dallas County, Hospital District, GO 5.000%, 08/15/2022	1,500	1,633

Description	Face Amount (Thousands)	Market Value (\$ Thousands)
MUNICIPAL BONDS (continued)		
Dallas-Fort Worth, International Airport Revenue, Ser A, RB 5.000%, 11/01/2024	\$ 1,000	\$ 1,184
5.000%, 11/01/2025	750	916
5.000%, 11/01/2026	1,250	1,568
5.000%, 11/01/2027	1,750	2,244
Denton, Independent School District, GO, PSF-GTD 2.000%, 08/01/2043 (A)	1,500	1,569
DeSoto, Independent School District, GO, PSF-GTD 1.119%, 08/15/2026 (D)	1,500	1,412
Dickinson, Independent School District, GO, PSF-GTD 1.350%, 08/01/2037 (A)	2,000	2,018
El Paso, Independent School District, GO 2.500%, 02/01/2040 (A)	1,000	1,019
Fort Bend, Independent School District, Ser A, GO, PSF-GTD 1.950%, 08/01/2049 (A)	1,690	1,738
Fort Bend, Independent School District, Ser B, GO, PSF-GTD 0.875%, 08/01/2050 (A)	1,000	1,007
Fort Bend, Independent School District, Ser D, GO, PSF-GTD 1.500%, 08/01/2042 (A)	7,500	7,573
Gulf Coast, Industrial Development Authority, ExxonMobil Project, RB 0.010%, 11/01/2041 (A)	5,000	5,000
Gulf Coast, Waste Disposal Authority, Waste Management of Texas, Ser B, AMT, RB 2.450%, 05/01/2028 (A)	2,500	2,530
Harlandale, Independent School District, GO, PSF-GTD Callable 09/24/2020 @ 100 3.000%, 08/15/2045 (A)	2,000	2,003
Harris County, Cultural Education Facilities Finance, Memorial Hermann Health System, RB Callable 09/01/2022 @ 101 5.000%, 07/01/2049 (A)	2,500	2,757
Harris County, Cultural Education Facilities Finance, Memorial Hermann Health System, RB Callable 09/01/2022 @ 101 5.000%, 06/01/2032 (A)	2,000	2,211
Harris County, Cultural Education Facilities Finance, Memorial Hermann Health System, RB Callable 09/01/2024 @ 101 5.000%, 06/01/2032 (A)	1,000	1,182

Description	Face Amount (Thousands)	Market Value (\$ Thousands)
MUNICIPAL BONDS (continued)		
Harris County, Health Facilities Development, Christus Health Project, Ser A3, RB, AGM Callable 09/03/2020 @ 100 0.450%, 07/01/2031 (A)	\$ 1,725	\$ 1,725
Harris County, Health Facilities Development, Ser A4, RB, AGM Callable 09/03/2020 @ 100 0.450%, 07/01/2031 (A)	1,000	1,000
Harris County, Toll Road Senior Lien, RB 1.450%, 08/15/2021	2,195	2,205
Houston, Combined Utility System Revenue, Ser C, RB Callable 02/01/2021 @ 100 0.479%, 05/15/2034 (A)	2,110	2,104
Katy, Independent School District, Ser C, GO, PSF-GTD Callable 09/11/2020 @ 100 0.388%, 08/15/2036 (A)	2,845	2,835
Lower Colorado, River Authority, LCRA Transmission Services Project, Ser 2020, RB 5.000%, 05/15/2021 5.000%, 05/15/2022	1,030 1,030	1,064 1,113
Matagorda County, Navigation District No. 1, Central Power and Light Project, AMT, RB 1.750%, 05/01/2030 (A)	4,000	4,000
Midlothian, Independent School District, Ser C, GO, PSF-GTD 2.000%, 08/01/2051 (A)	2,000	2,106
New Caney, Independent School District, GO, PSF-GTD 3.000%, 02/15/2050 (A)	8,695	8,912
North East, Independent School District, Ser B, GO, PSF-GTD Callable 02/01/2021 @ 100 1.420%, 08/01/2040 (A)	1,240	1,245
Rockwall, Independent School District, Ser A, GO, PSF-GTD 1.219%, 02/15/2021 (D)	2,000	1,997
San Antonio, Electric & Gas Systems Revenue, Ser A, RB 1.750%, 02/01/2033 (A)	8,705	9,134
San Antonio, Electric & Gas Systems Revenue, Ser S, RB 3.000%, 12/01/2045 (A)	2,375	2,390
San Antonio, Water System, RB Callable 11/01/2021 @ 100 2.000%, 05/01/2043 (A)	1,000	1,018
South San Antonio, Independent School District, GO, PSF-GTD 0.500%, 08/15/2022 (D)	1,500	1,488

Description	Face Amount (Thousands)	Market Value (\$ Thousands)
MUNICIPAL BONDS (continued)		
Tender Option Bond Trust Receipts, Ser 2020-XF2886, RB 0.540%, 07/01/2023 (A)(B)(C)	\$ 7,000	\$ 7,000
Texas State, Department of Housing & Community Affairs, RB Callable 02/01/2022 @ 100 0.700%, 08/01/2040 (A)	1,830	1,832
Texas State, Department of Housing & Community Affairs, Springs Apartments, RB, FHA Callable 10/01/2020 @ 100 1.600%, 05/01/2021 (A)	1,310	1,311
Texas State, Municipal Gas Acquisition & Supply II, Ser C, RB 0.897%, 09/15/2027 (A)	1,620	1,601
Texas State, RB 4.000%, 08/26/2021	4,000	4,149
Travis County, Housing Finance, McKinney Falls Apartments, RB Callable 09/21/2020 @ 100 2.750%, 04/01/2021	6,300	6,308
Weslaco, Housing Opportunities, Primrose Village Apartments, RB 1.420%, 01/01/2023 (A)	14,760	14,927
		<u>141,384</u>
Utah — 0.3%		
Utah State, Housing Revenue, Lakeview Heights Apartments Project, RB, GNMA 2.000%, 07/01/2021 (A)	3,500	3,520
Utah State, Infrastructure Agency, RB 4.000%, 10/15/2021 4.000%, 10/15/2022	500 325	517 337
		<u>4,374</u>
Virginia — 1.7%		
Chesapeake Bay, Bridge & Tunnel District, RB, BAN 5.000%, 11/01/2023	2,000	2,246
Halifax County, Industrial Development Authority, Ser 2010A, RB 2.150%, 12/01/2041 (A)	1,000	1,000
Halifax County, Industrial Development Authority, Virginia Electric & Power Project, RB 0.450%, 12/01/2041 (A)	2,000	1,999
Henry County, Industrial Development Authority, RB Callable 11/01/2021 @ 100 2.000%, 11/01/2023	1,000	1,017
Louisa, Industrial Development Authority, Ser 2008B, RB 2.150%, 11/01/2035 (A)	2,150	2,150

SCHEDULE OF INVESTMENTS

August 31, 2020

Short Duration Municipal Fund (Concluded)

Description	Face Amount (Thousands)	Market Value (\$ Thousands)
MUNICIPAL BONDS (continued)		
Louisa, Industrial Development Authority, Virginia Electric & Power Project, Ser 2008A, RB 1.900%, 11/01/2035 (A)	\$ 6,050	\$ 6,233
Mizuho Floater, Ser 2020-MIZ9025, RB Callable 05/01/2021 @ 100 0.220%, 11/01/2035 (A)(B)(C)	5,000	5,000
Staunton, Redevelopment & Housing Authority, Willow View Town Homes, RB Callable 11/01/2020 @ 100 1.950%, 05/01/2022 (A)	1,500	1,504
Wise County, Industrial Development Authority, Ser 2009, RB 2.150%, 10/01/2040 (A)	120	120
		<u>21,269</u>
Washington — 2.7%		
Central Puget Sound, Regional Transit Authority, Ser S, RB Callable 11/01/2020 @ 100 0.390%, 11/01/2045 (A)	10,000	9,997
Central Puget Sound, Regional Transit Authority, Ser S, RB Callable 11/01/2022 @ 100 0.540%, 11/01/2045 (A)	1,525	1,522
Grant County, Public Utility District No. 2, RB Callable 09/01/2020 @ 100 2.000%, 01/01/2044 (A)	10,000	10,000
Port of Seattle, Ser D, AMT, RB 5.000%, 05/01/2024	1,500	1,720
Seattle, Municipal Light & Power Revenue, Ser B, RB Callable 11/01/2020 @ 100 0.380%, 05/01/2045 (A)	5,000	4,996
Washington State, Health Care Facilities Authority, Providence Health & Services, Ser A, RB 5.000%, 10/01/2021	1,525	1,598
Washington State, Higher Education Facilities Authority, Seattle University Project, RB 5.000%, 05/01/2023 5.000%, 05/01/2024	125 160	137 181
Washington State, Housing Finance Commission, Ser A, RB, FHA 1.550%, 07/01/2022 (A)	3,000	3,049
Washington State, Ser F, GO, NATL 1.708%, 12/01/2021 (D)	1,345	1,340
		<u>34,540</u>

Description	Face Amount (Thousands)	Market Value (\$ Thousands)
MUNICIPAL BONDS (continued)		
West Virginia — 0.4%		
Harrison County, Monongahela Project, AMT, RB 3.000%, 10/15/2037 (A)	\$ 750	\$ 766
West Virginia, Economic Development Authority, Appalachian Power Amos Project, RB 2.550%, 03/01/2040 (A)	2,515	2,651
West Virginia, Economic Development Authority, Wheeling Power Company - Mitchell Project, AMT, RB 3.000%, 06/01/2037 (A)	2,000	2,049
		<u>5,466</u>
Wisconsin — 2.1%		
Kaukauna, Sanitary Sewer System Revenue, Ser C, RB Callable 09/01/2022 @ 100 2.625%, 09/01/2024	240	249
Kaukauna, Storm Water System Revenue, Ser D, RB Callable 09/01/2022 @ 100 2.625%, 09/01/2024	660	685
Public Finance Authority, AMT, RB 0.450%, 10/01/2025 (A)	1,000	1,000
Tender Option Bond Trust Receipts, Ser 2020-XF2887, RB Callable 06/15/2026 @ 108 0.540%, 06/15/2038 (A)(B)(C)	11,800	11,800
Wisconsin State, Health & Educational Facilities Authority, Advocate Aurora Health, RB Callable 01/27/2022 @ 100 0.540%, 08/15/2054 (A)	600	598
Wisconsin State, Health & Educational Facilities Authority, Froedtert Health, RB 5.000%, 04/01/2021	1,000	1,026
Wisconsin State, Ser A, GO Pre-Refunded @ 100 4.000%, 05/01/2022 (F)	10,715	11,391
		<u>26,749</u>
Wyoming — 0.2%		
Wyoming State, Community Development Authority, Ser 4, RB Callable 03/01/2021 @ 100 0.410%, 12/01/2048 (A)	3,000	2,999

Description	Face Amount (Thousands)	Market Value (\$ Thousands)
MUNICIPAL BONDS (continued)		
Multi-State — 0.1%		
BB&T Municipal Trust, RB 0.890%, 11/30/2021 (A)(B)(C)	\$ 941	\$ 941
Total Municipal Bonds (Cost \$1,266,780) (\$ Thousands)		<u>1,280,221</u>
Total Investments in Securities — 99.7% (Cost \$1,266,780) (\$ Thousands)		<u>\$ 1,280,221</u>

Percentages are based on Net Assets of \$1,283,985 (\$ Thousands).

- (A) Variable or floating rate security, the interest rate of which adjusts periodically based on prevailing interest rates.
- (B) Security exempt from registration under Rule 144A of the Securities Act of 1933. These securities may be resold in transactions exempt from registration normally to qualified institutions. On August 31, 2020, the value of these securities amounted to \$59,388 (\$ Thousands), representing 4.6% of the Net Assets of the Fund.
- (C) Securities are held in connection with a letter of credit issued by a major bank.
- (D) Zero coupon security. The rate shown on the Schedule of Investments is the security's effective yield at the time of purchase.
- (E) Security is escrowed to maturity.
- (F) Pre-Refunded Securities — The maturity date shown is the pre-refunded date.

AGC — Assured Guaranty Corporation
AGM — Assured Guaranty Municipal
AMBAC — American Municipal Bond Assurance Corporation
AMT — Alternative Minimum Tax
BAN — Bond Anticipation Note
BAM — Build America Mutual
COP — Certificate of Participation
FHA — Federal Housing Administration
FHLMC — Federal Home Loan Mortgage Corporation
FNMA — Federal National Mortgage Association
GNMA — Government National Mortgage Association
GO — General Obligation
NATL — National Public Finance Guarantee Corporation
PSF-GTD — Public Schools Fund Guarantee
RAN — Revenue Anticipation Note
RB — Revenue Bond
Ser — Series
TA — Tax Allocation
TAN — Tax Allocation Note

As of August 31, 2020, all of the Fund's investments were considered Level 2, in accordance with the authoritative guidance on fair value measurements and disclosure under U.S. GAAP.

As of August 31, 2020, there were no transfers in or out of Level 3.

For more information on valuation inputs, see Note 2 — Significant Accounting Policies in Notes to Financial Statements.

The accompanying notes are an integral part of the financial statements.

SCHEDULE OF INVESTMENTS

August 31, 2020

California Municipal Bond Fund

Sector Weightings (Unaudited)[†]:

25.0%	General Revenue
23.9%	General Obligations
10.7%	Airports
9.7%	Education
7.2%	Health Care
5.8%	Water
4.7%	Transportation
4.7%	Tobacco
1.9%	Industrial Development
1.6%	Utilities
1.5%	Housing
1.3%	Nursing Homes
1.1%	Power
0.6%	Cash Equivalent
0.3%	Public Facilities

[†]Percentages based on total investments.

Description	Face Amount (Thousands)	Market Value (\$ Thousands)
MUNICIPAL BONDS — 98.5%		
California — 98.5%		
ABAG, Finance Authority for Nonprofit, Casa de las Campanas Project, RB Callable 10/01/2020 @ 100 5.250%, 09/01/2024	\$ 2,810	\$ 2,825
ABAG, Finance Authority for Nonprofit, Windemere Ranch Infrastructure Project, Ser A, Special Tax, AGM 5.000%, 09/02/2024	1,390	1,656
5.000%, 09/02/2025	990	1,223
Alameda Corridor, Transportation Authority, Ser A, RB 5.000%, 10/01/2023	2,160	2,439
Anaheim, Redevelopment Agency Successor Agency, Ser A, TA 5.000%, 02/01/2027	2,000	2,474
5.000%, 02/01/2028	4,000	5,025
Bakersfield, Wastewater Revenue, Ser A, RB Callable 09/15/2025 @ 100 5.000%, 09/15/2029	1,250	1,518
Burbank, Redevelopment Agency Successor Agency, TA, BAM 5.000%, 12/01/2023	625	716
California State, Bid Group B, GO 5.000%, 08/01/2026	5,000	6,315
California State, Educational Facilities Authority, Occidental College Project, RB 5.000%, 10/01/2025	400	495
California State, Educational Facilities Authority, Pepperdine University Project, RB Callable 09/01/2025 @ 100 5.000%, 09/01/2026	650	799

Description	Face Amount (Thousands)	Market Value (\$ Thousands)
MUNICIPAL BONDS (continued)		
California State, Educational Facilities Authority, University of Redlands Project, Ser A, RB 5.000%, 10/01/2023	\$ 830	\$ 918
California State, GO 5.000%, 08/01/2026	10,000	12,630
California State, GO Callable 08/01/2026 @ 100 5.000%, 08/01/2027	3,000	3,777
California State, GO Callable 08/01/2027 @ 100 5.000%, 08/01/2028	2,665	3,438
5.000%, 08/01/2031	5,000	6,387
California State, GO Callable 10/01/2029 @ 100 5.000%, 10/01/2030	1,230	1,661
California State, GO, AGM 5.250%, 08/01/2032	2,000	2,863
California State, Health Facilities Financing Authority, Children's Hospital of Orange County, RB 5.000%, 11/01/2027	1,500	1,920
California State, Health Facilities Financing Authority, Chinese Hospital Association Project, RB Callable 06/01/2022 @ 100 5.000%, 06/01/2025	400	432
5.000%, 06/01/2026	350	378
California State, Health Facilities Financing Authority, City of Hope Project, RB Callable 11/15/2024 @ 100 5.000%, 11/15/2027	1,200	1,402
California State, Health Facilities Financing Authority, City of Hope Project, Ser A, RB Callable 11/15/2022 @ 100 5.000%, 11/15/2024	1,000	1,093
California State, Health Facilities Financing Authority, Kaiser Permanente Project, Ser 2006-C, RB 5.000%, 06/01/2041 (A)	4,000	5,343
California State, Health Facilities Financing Authority, St. Joseph Health System, RB Callable 10/01/2027 @ 100 5.000%, 10/01/2039 (A)	1,500	1,914
California State, Health Facilities Financing Authority, Stanford Health Care, Ser A, RB 5.000%, 11/15/2027	1,000	1,301
California State, Health Facilities Financing Authority, Sutter Health Project, Ser A, RB 5.000%, 11/15/2026	500	625
California State, Housing Finance Agency, Ser 2, RB 4.000%, 03/20/2033	990	1,092

Description	Face Amount (Thousands)	Market Value (\$ Thousands)
MUNICIPAL BONDS (continued)		
California State, Housing Finance Agency, Ser A, RB 4.250%, 01/15/2035	\$ 1,479	\$ 1,665
California State, Infrastructure & Economic Development Bank, Academy Motion Picture Art, RB 5.000%, 11/01/2023	1,000	1,152
5.000%, 11/01/2030	3,000	4,047
California State, Infrastructure & Economic Development Bank, Academy of Sciences, RB Callable 02/01/2021 @ 100 0.500%, 08/01/2047 (A)	3,500	3,487
California State, Infrastructure & Economic Development Bank, Ser B, RB Callable 08/01/2029 @ 100 5.000%, 11/01/2029	2,125	2,839
California State, Infrastructure & Economic Development Bank, Walt Disney Family Museum, RB 5.000%, 02/01/2023	350	381
5.000%, 02/01/2024	500	562
California State, Municipal Finance Authority, Biola University Project, RB 5.000%, 10/01/2024	1,110	1,251
California State, Municipal Finance Authority, Community Medical Centers, Ser A, RB 5.000%, 02/01/2025	1,000	1,171
California State, Municipal Finance Authority, Eisenhower Medical Center, Ser A, RB 5.000%, 07/01/2025	500	586
5.000%, 07/01/2027	1,170	1,427
California State, Municipal Finance Authority, Eisenhower Medical Center, Ser B, RB 5.000%, 07/01/2026	450	538
California State, Municipal Finance Authority, Humangood Obligation Group, Ser A, RB Callable 10/01/2026 @ 100 4.000%, 10/01/2029	1,260	1,423
California State, Municipal Finance Authority, Linxs APM Project, AMT, RB Callable 06/30/2028 @ 100 5.000%, 12/31/2028	1,000	1,223
5.000%, 06/30/2029	1,300	1,581
5.000%, 12/31/2029	1,000	1,213
California State, Municipal Finance Authority, Orange County Civic Center Infrastructure Project, RB 5.000%, 06/01/2025	500	597
5.000%, 06/01/2026	310	380

Description	Face Amount (Thousands)	Market Value (\$ Thousands)
MUNICIPAL BONDS (continued)		
California State, Municipal Finance Authority, UCR North District, Phase 1 Student Project, RB, BAM 5.000%, 05/15/2026	\$ 500	\$ 591
California State, Municipal Finance Authority, Waste Management Project, Ser A, RB 1.300%, 02/01/2039 (A)(B)	2,000	2,016
California State, Pollution Control Financing Authority, Waste Management Project, AMT, RB 2.500%, 11/01/2038 (A)	1,125	1,186
California State, Public Works Board, Ser B, RB Callable 10/01/2027 @ 100 5.000%, 10/01/2028	2,005	2,593
California State, Public Works Board, Various Corrections Facilities Project, Ser A, RB Callable 09/01/2024 @ 100 5.000%, 09/01/2025	3,600	4,263
California State, School Facilities Project, GO Callable 11/01/2023 @ 100 5.000%, 11/01/2029	3,000	3,417
California State, School Finance Authority, Aspire Public School, RB 5.000%, 08/01/2023 (B)	825	921
California State, Statewide Communities Development Authority, Henry Mayo Newhall Memorial Project, Ser A, RB, AGM 5.000%, 10/01/2021	500	523
5.000%, 10/01/2022	500	545
5.000%, 10/01/2023	500	565
California State, Statewide Communities Development Authority, Viamonte Senior Living Project, RB Callable 01/01/2021 @ 100 3.000%, 07/01/2025	2,800	2,823
California State, Tobacco Securitization Agency, RB 5.000%, 06/01/2023	1,200	1,283
California State, Various Purpose, GO 5.000%, 11/01/2026	5,000	6,361
5.000%, 03/01/2029	1,300	1,747
California State, Various Purpose, GO Callable 09/01/2022 @ 100 5.000%, 09/01/2025	3,000	3,280
California State, Various Purpose, GO Callable 04/01/2023 @ 100 5.000%, 10/01/2029	4,130	4,600
California State, Various Purpose, GO Callable 12/01/2023 @ 100 5.000%, 12/01/2024	3,000	3,458

SCHEDULE OF INVESTMENTS

August 31, 2020

California Municipal Bond Fund (Continued)

Description	Face Amount (Thousands)	Market Value (\$ Thousands)	Description	Face Amount (Thousands)	Market Value (\$ Thousands)
MUNICIPAL BONDS (continued)			MUNICIPAL BONDS (continued)		
California State, Various Purpose, Group B, GO			Long Beach, Harbor Revenue, Ser A, AMT, RB		
5.000%, 09/01/2026	\$ 2,000	\$ 2,532	5.000%, 05/15/2026	\$ 1,100	\$ 1,316
Carlsbad, Unified School District, Ser B, GO			5.000%, 05/15/2027	2,000	2,423
Callable 05/01/2024 @ 100			Long Beach, Harbor Revenue, Ser B, RB		
6.000%, 05/01/2034	2,750	3,313	5.000%, 05/15/2024	1,000	1,162
Contra Costa, Transportation Authority, Ser A, RB			Long Beach, Harbor Revenue, Ser C, AMT, RB		
Callable 09/21/2020 @ 100			Callable 05/15/2025 @ 100		
0.359%, 03/01/2034 (A)	3,000	2,989	5.000%, 05/15/2026	2,370	2,756
Contra Costa, Water District, Ser T, RB			Long Beach, Marina Revenue, RB		
5.000%, 10/01/2024	1,325	1,586	5.000%, 05/15/2021	520	536
El Dorado, Irrigation District, Ser B, COP			5.000%, 05/15/2022	900	946
5.000%, 03/01/2025	1,000	1,214	5.000%, 05/15/2023	700	758
FHLMC Multifamily Certificates, Relating to Municipal Securities, Ser M-049, RB			Los Angeles County, Metropolitan Transportation Authority, RB		
Callable 03/15/2029 @ 100			5.000%, 06/01/2030	545	747
3.050%, 04/15/2034	1,485	1,655	Los Angeles County, Metropolitan Transportation Authority, Ser A, RB		
Fresno, Joint Powers Financing Authority, Master Lease Project, Ser A, RB, AGM			5.000%, 06/01/2026	2,400	3,028
5.000%, 04/01/2025	1,500	1,784	Los Angeles County, Redevelopment Authority, Bunker Hill Project, Ser C, TA		
Golden State, Tobacco Securitization Project, Ser A1, RB			5.000%, 12/01/2024	2,000	2,368
5.000%, 06/01/2026	1,500	1,830	Los Angeles, Community Facilities District, Playa Vista, Phase 1 Project, Special Tax		
5.000%, 06/01/2027	5,000	6,231	5.000%, 09/01/2021	1,030	1,079
Golden State, Tobacco Securitization, Ser A1, RB			Los Angeles, Department of Airports, Los Angeles International Airport Project, Sub-Ser, AMT, RB		
5.000%, 06/01/2021	2,000	2,068	5.000%, 05/15/2027	6,990	8,708
5.000%, 06/01/2025	3,365	4,005	5.000%, 05/15/2028	1,000	1,270
Hesperia Community, Redevelopment Agency Successor Agency, Ser A, COP, AGM			5.000%, 05/15/2029	3,000	3,872
Callable 09/01/2028 @ 100			Los Angeles, Department of Airports, Los Angeles International Airport Project, Sub-Ser, AMT, RB		
5.000%, 09/01/2029	2,275	2,979	Callable 05/15/2026 @ 100		
Imperial, Irrigation District Electric System Revenue Authority, Ser B2, RB			5.000%, 05/15/2027	1,000	1,215
5.000%, 11/01/2024	730	875	Los Angeles, Department of Airports, Ser B, AMT, RB		
5.000%, 11/01/2025	1,000	1,242	5.000%, 05/15/2025	2,000	2,384
Imperial, Irrigation District Electric System Revenue Authority, Ser C, RB			Los Angeles, Harbor Department, Ser A, RB		
5.000%, 11/01/2024	625	749	5.000%, 08/01/2025	1,000	1,208
Inglewood, Redevelopment Agency Successor Agency, Sub Lien-Merged Redevelopment Project, Sub-Ser, TA, BAM			Los Angeles, Unified School District, Ser A, GO		
5.000%, 05/01/2025	1,000	1,205	5.000%, 07/01/2025	2,000	2,444
5.000%, 05/01/2026	500	621	5.000%, 07/01/2026	2,650	3,334
Lancaster, Redevelopment Agency Successor Agency, Combined Redevelopment Project Areas, TA, AGM			5.000%, 07/01/2029	3,940	5,355
5.000%, 08/01/2024	435	511	Los Angeles, Unified School District, Ser B1, GO		
5.000%, 08/01/2025	570	692	Callable 01/01/2028 @ 100		
Lodi, Public Financing Authority, RB, AGM			5.000%, 07/01/2029	1,000	1,301
5.000%, 09/01/2026	1,000	1,273	Northern California, Energy Authority, Ser A, RB		
			4.000%, 07/01/2049 (A)	3,000	3,347

Description	Face Amount (Thousands)	Market Value (\$ Thousands)
MUNICIPAL BONDS (continued)		
Palm Desert, Redevelopment Agency Successor Agency, Ser A, TA, BAM 5.000%, 10/01/2024	\$ 1,200	\$ 1,418
Palm Springs, Airport Revenue, Palm Springs International Airport Project, AMT, RB, BAM Callable 06/01/2025 @ 100 5.000%, 06/01/2028	1,100	1,281
Pittsburg, Redevelopment Agency Successor Agency, Ser A, TA, AGM 5.000%, 09/01/2023	3,000	3,406
Pomona, Unified School District, GO, BAM 5.000%, 08/01/2023	665	752
Redlands, Unified School District, San Bernadino County, GO Callable 07/01/2027 @ 100 5.000%, 07/01/2028	1,000	1,300
Riverside County, Redevelopment Successor Agency, Jurupa Valley Redevelopment Project, TA 5.000%, 10/01/2025 5.000%, 10/01/2026	560 500	675 619
Riverside, Unified School District, Ser B, GO Callable 08/01/2027 @ 100 4.000%, 08/01/2028	1,000	1,236
Roseville, Finance Authority, Ser A, Special Tax 5.000%, 09/01/2023 5.000%, 09/01/2025	550 1,000	629 1,232
Sacramento County, Airport System Revenue, Ser B, RB 5.000%, 07/01/2026	1,000	1,249
Sacramento, Area Flood Control Agency, Consolidated Capital Assessment District No. 2 Bonds, Ser A, SAB 5.000%, 10/01/2026	850	1,074
Sacramento, Municipal Utility District, RB 5.000%, 07/01/2024	500	592
Sacramento, Municipal Utility District, Ser D, RB 5.000%, 08/15/2026	1,000	1,271
Sacramento, Redevelopment Agency Successor Agency, Ser A, TA, BAM 5.000%, 12/01/2024	1,000	1,189
San Diego County, Regional Airport Authority, Sub-Ser B, AMT, RB 5.000%, 07/01/2025 5.000%, 07/01/2026 5.000%, 07/01/2027	500 400 500	594 486 621
San Diego County, Regional Airport Authority, Sub-Ser B, AMT, RB Callable 07/01/2027 @ 100 5.000%, 07/01/2028	1,000	1,232

Description	Face Amount (Thousands)	Market Value (\$ Thousands)
MUNICIPAL BONDS (continued)		
San Diego County, Sanford Burnham Presbyterian Medical Discovery Institute, RB 5.000%, 11/01/2024	\$ 1,200	\$ 1,428
San Diego County, Water Authority, RB 5.000%, 05/01/2025	2,155	2,638
San Diego, Association of Governments South Bay Expressway Revenue, Ser A, RB Callable 07/01/2027 @ 100 5.000%, 07/01/2028	1,000	1,219
San Diego, Regional Building Authority, County Operations Center Project, Ser A, RB Callable 10/15/2025 @ 100 5.000%, 10/15/2027	1,000	1,202
San Francisco Bay Area, Rapid Transit District, Ser A, RB 5.000%, 07/01/2025	500	608
San Francisco Bay Area, Rapid Transit District, Ser C-1, GO Callable 08/01/2029 @ 100 4.000%, 08/01/2031	2,000	2,515
San Francisco City & County, Airport Commission, San Francisco International Airport, AMT, RB 5.000%, 01/01/2026	2,500	3,025
San Francisco City & County, Airport Commission, San Francisco International Airport, RB 5.000%, 05/01/2025	1,000	1,200
San Francisco City & County, Airport Commission, San Francisco International Airport, Ser D, AMT, RB 5.000%, 05/01/2026	3,000	3,661
San Francisco City & County, Redevelopment Agency Successor Agency, Mission Bay South Redevelopment Project, Ser C, TA 5.000%, 08/01/2022	275	299
San Francisco City & County, Redevelopment Agency Successor Agency, Mission Bay South Redevelopment Project, Ser S, TA 5.000%, 08/01/2023	425	481
San Francisco City & County, Ser R1, GO Callable 06/15/2023 @ 100 5.000%, 06/15/2026	3,000	3,396
San Francisco, Public Utilities Commission Water Revenue, Ser D, RB 5.000%, 11/01/2027	3,000	3,949
San Francisco, Public Utilities Commission Water Revenue, Sub-Ser D, RB Pre-Refunded @ 100 5.000%, 11/01/2021 (C)	10	11

SCHEDULE OF INVESTMENTS

August 31, 2020

California Municipal Bond Fund (Concluded)

Description	Face Amount (Thousands)	Market Value (\$ Thousands)	Description	Face Amount (Thousands)	Market Value (\$ Thousands)
MUNICIPAL BONDS (continued)			MUNICIPAL BONDS (continued)		
San Francisco, Public Utilities Commission Water Revenue, Sub-Ser, RB 5.000%, 11/01/2026	\$ 4,500	\$ 5,763	Stockton, Redevelopment Agency Successor Agency, Ser A, TA, AGM 5.000%, 09/01/2026	\$ 1,000	\$ 1,246
San Joaquin, Delta Community College District, Ser A, GO 5.000%, 08/01/2025	2,000	2,469	Stockton, Redevelopment Agency Successor Agency, Ser A, TA, AGM Callable 09/01/2026 @ 100 5.000%, 09/01/2027	1,000	1,233
San Jose, Norman Y Mineta San Jose International Airport SJC, Ser A, AMT, RB 5.000%, 03/01/2025	1,000	1,182	Tulare, Local Health Care District, GO, BAM 4.000%, 08/01/2027	585	699
San Jose, Redevelopment Agency Successor Agency, Sub-Ser B, TA 5.000%, 03/01/2026	1,780	2,159	4.000%, 08/01/2028	435	526
San Jose, Redevelopment Agency Successor Agency, Sub-Ser B, TA 5.000%, 08/01/2027	1,000	1,268	4.000%, 08/01/2029	735	897
Santa Ana, College Improvement District #1, Rancho Santiago Community College District, Improvement Project, GO Callable 08/01/2026 @ 100 3.000%, 08/01/2032	1,000	1,092	4.000%, 08/01/2030	1,320	1,623
3.000%, 08/01/2033	2,580	2,791	Tuolumne, Wind Project Authority, Wind Project, Ser A, RB 5.000%, 01/01/2026	1,000	1,245
Santa Barbara County, Ser B, AMT, COP 5.000%, 12/01/2025	1,440	1,746	Tustin, Unified School District, Community Facilities District #97-1, Special Tax 5.000%, 09/01/2023	1,000	1,124
Solano County, COP 5.000%, 11/01/2025	700	858	University of California, Regents Medical Center Pooled Revenue, Ser L, RB 5.000%, 05/15/2024	2,000	2,333
Sonoma-Marin Area, Rail Transit District, Ser A, RB Callable 03/01/2022 @ 100 5.000%, 03/01/2023	725	775	University of California, Ser AM, RB Callable 05/15/2024 @ 100 5.000%, 05/15/2025	1,000	1,178
South Orange County, Public Financing Authority, Ser A, Special Tax Callable 08/15/2021 @ 102 5.000%, 08/15/2023	725	773	University of California, Ser BE, RB 5.000%, 05/15/2028	1,000	1,334
5.000%, 08/15/2024	1,000	1,065	Upland Community, Redevelopment Agency Successor Agency, Community Development Project, TA 5.000%, 09/01/2025	1,280	1,537
Southern California, Metropolitan Water District, Ser A, RB 5.000%, 07/01/2025	1,400	1,719	Western, Municipal Water District Facilities Authority, Ser A, RB Callable 10/01/2030 @ 100 5.000%, 10/01/2033	2,000	2,764
Southern California, Public Power Authority, Canyon Power Project, Ser A, RB Callable 07/01/2021 @ 100 5.000%, 07/01/2025	500	520	Westlands, Water District, Ser A, RB, AGM 5.000%, 09/01/2025	1,430	1,761
Southern California, Public Power Authority, Magnolia Power Project, RB 5.000%, 07/01/2024	1,120	1,323	Total Municipal Bonds (Cost \$306,768) (\$ Thousands)		326,023
Southern California, Public Power Authority, Ser A, RB 5.250%, 11/01/2025	2,930	3,584		Shares	
Southern California, Public Power Authority, Windy Point/Windy Flats Project, RB Callable 01/01/2024 @ 100 5.000%, 04/01/2024	1,000	1,158	CASH EQUIVALENT — 0.6% SEI Daily Income Trust, Government Fund, CI F 0.010%***	1,952,066	1,952
Southern California, Water Replenishment District, RB 5.000%, 08/01/2025	425	525	Total Cash Equivalent (Cost \$1,952) (\$ Thousands)		1,952
			Total Investments in Securities — 99.1% (Cost \$308,720) (\$ Thousands)		<u>\$ 327,975</u>

Percentages are based on Net Assets of \$331,110 (\$ Thousands).

** Rate shown is the 7-day effective yield as of August 31, 2020.

+ Investment in Affiliated Security (see Note 4).

(A) Variable or floating rate security, the interest rate of which adjusts periodically based on prevailing interest rates.

(B) Security exempt from registration under Rule 144A of the Securities Act of 1933. These securities may be resold in transactions exempt from registration normally to qualified institutions. On August 31, 2020, the value of these securities amounted to \$2,937 (\$ Thousands), representing 0.9% of the Net Assets of the Fund.

(C) Pre-Refunded Securities — The maturity date shown is the pre-refunded date.

ABAG — Association of Bay Area Governments

AGM— Assured Guaranty Municipal

AMT — Alternative Minimum Tax

BAM — Build America Mutual

CI — Class

COP— Certificate of Participation

FHLMC — Federal Home Loan Mortgage Corporation

GO — General Obligation

RB — Revenue Bond

SAB— Special Assessment Bond

Ser— Series

TA — Tax Allocation

The following is a list of the level of inputs used as of August 31, 2020 in valuing the Fund's investments at value (\$ Thousands):

	Level 1 (\$)	Level 2 (\$)	Level 3 (\$)	Total (\$)
Investments in Securities				
Municipal Bonds	—	326,023	—	326,023
Cash Equivalent	1,952	—	—	1,952
Total Investments in Securities	<u>1,952</u>	<u>326,023</u>	<u>—</u>	<u>327,975</u>

As of August 31, 2020, there were no transfers in or out of Level 3.

For more information on valuation inputs, see Note 2 — Significant Accounting Policies in Notes to Financial Statements.

The following is a summary of the transactions with affiliates for the year ended August 31, 2020 (\$ Thousands):

Security Description	Value 8/31/19	Purchases at Cost	Proceeds from Sales	Realized Gain/(Loss)	Change in Unrealized Appreciation/(Depreciation)	Value 8/31/20	Shares	Income	Capital Gains
SEI Daily Income Trust, Government Fund, CI F	\$ 3,611	\$ 66,062	\$ (67,721)	\$ —	\$ —	\$ 1,952	1,952,066	\$ 11	\$ —

Amounts designated as “—” are \$0.

The accompanying notes are an integral part of the financial statements.

SCHEDULE OF INVESTMENTS

August 31, 2020

Massachusetts Municipal Bond Fund

Sector Weightings (Unaudited)*:

29.0%	General Obligations
22.2%	Education
15.6%	Health Care
11.9%	Transportation
7.3%	General Revenue
6.3%	Airports
4.9%	Water
0.8%	Industrial Development
0.8%	Cash Equivalent
0.6%	Power
0.6%	Public Facilities

*Percentages based on total investments.

Description	Face Amount (Thousands)	Market Value (\$ Thousands)
MUNICIPAL BONDS — 98.8%		
Massachusetts — 98.8%		
Boston, Ser A, GO		
5.000%, 04/01/2027	\$ 1,000	\$ 1,291
Boston, Ser A, GO		
Callable 03/01/2024 @ 100		
5.000%, 03/01/2025	500	583
Boston, Ser B, GO		
5.000%, 04/01/2025	1,450	1,763
Boston, Transit Parking Authority, RB		
Callable 07/01/2021 @ 100		
5.000%, 07/01/2022	500	519
Hingham, GO		
Callable 08/15/2028 @ 100		
4.000%, 02/15/2030	340	424
4.000%, 02/15/2031	320	396
Lowell, GO		
5.000%, 09/01/2027	1,520	1,980
Massachusetts Bay, Transportation Authority, Ser A, RB		
5.250%, 07/01/2030	500	698
5.000%, 07/01/2025	1,000	1,223
5.000%, 07/01/2026	1,000	1,258
5.000%, 07/01/2027	1,500	1,940
Massachusetts State, Clean Energy Cooperative, Municipal Lighting Plant Cooperative, RB		
5.000%, 07/01/2023	500	562
Massachusetts State, Clean Water Trust, RB		
Callable 02/01/2026 @ 100		
5.000%, 02/01/2029	1,000	1,231
Massachusetts State, Department of Transportation, Ser A, RB		
5.000%, 01/01/2029	1,000	1,333
Massachusetts State, Development Finance Agency, Baystate Medical Center Project, Ser N, RB		
5.000%, 07/01/2023	200	225

Description	Face Amount (Thousands)	Market Value (\$ Thousands)
MUNICIPAL BONDS (continued)		
Massachusetts State, Development Finance Agency, Beth Israel Lahey Health Project, RB		
5.000%, 07/01/2028	\$ 585	\$ 745
Massachusetts State, Development Finance Agency, Boston College Project, Ser S, RB		
Callable 07/01/2023 @ 100		
5.000%, 07/01/2024	1,000	1,125
Massachusetts State, Development Finance Agency, Boston Medical Center, Ser E, RB		
5.000%, 07/01/2026	200	237
Massachusetts State, Development Finance Agency, Brandeis University Project, Ser S, RB		
Callable 04/01/2029 @ 100		
5.000%, 10/01/2029	1,000	1,293
Massachusetts State, Development Finance Agency, Broad Institute Project, RB		
5.000%, 04/01/2025	500	605
Massachusetts State, Development Finance Agency, CareGroup Project, Ser H, RB		
5.000%, 07/01/2024	500	578
Massachusetts State, Development Finance Agency, CareGroup Project, Ser I, RB		
5.000%, 07/01/2026	500	612
Massachusetts State, Development Finance Agency, CareGroup Project, Ser J, RB		
5.000%, 07/01/2024	500	578
Massachusetts State, Development Finance Agency, College Holy Cross Project, Ser A, RB		
5.000%, 09/01/2026	200	251
Massachusetts State, Development Finance Agency, Dana-Farber Cancer Institute, Ser O, RB		
5.000%, 12/01/2026	1,000	1,241
Massachusetts State, Development Finance Agency, Harvard University, Ser A, RB		
5.000%, 07/15/2026	2,280	2,894
Massachusetts State, Development Finance Agency, Lahey Clinic Project, Ser F, RB		
5.000%, 08/15/2024	750	871
Massachusetts State, Development Finance Agency, Lesley University Project, RB		
5.000%, 07/01/2024	1,000	1,137
Massachusetts State, Development Finance Agency, Partners Health Care Systems Project, RB		
5.000%, 07/01/2023	1,045	1,172
5.000%, 07/01/2025	1,000	1,201

Description	Face Amount (Thousands)	Market Value (\$ Thousands)
MUNICIPAL BONDS (continued)		
Massachusetts State, Development Finance Agency, Partners Health Care Systems Project, RB Pre-Refunded @ 100 5.000%, 07/01/2025 (A)	\$ 500	\$ 612
Massachusetts State, Development Finance Agency, Ser A, RB 5.000%, 10/01/2025	970	1,192
5.000%, 03/01/2028	400	523
5.000%, 10/15/2028	500	672
Massachusetts State, Development Finance Agency, Ser A, RB Callable 07/31/2029 @ 102 5.000%, 07/01/2050 (B)	1,000	1,308
Massachusetts State, Development Finance Agency, South Shore Hospital Project, Ser I, RB 5.000%, 07/01/2025	500	588
Massachusetts State, Development Finance Agency, Sterling and Francine Clark Art Institute, RB 4.000%, 07/01/2024	400	455
Massachusetts State, Development Finance Agency, Suffolk University Project, RB 5.000%, 07/01/2024	350	396
Massachusetts State, Development Finance Agency, Suffolk University, RB 5.000%, 07/01/2024	500	566
Massachusetts State, Development Finance Agency, UMass Memorial Health Care, RB Callable 07/01/2027 @ 100 5.000%, 07/01/2031	1,000	1,184
Massachusetts State, Development Finance Agency, Wellforce, Ser A, RB 5.000%, 07/01/2023	700	773
Massachusetts State, Development Finance Agency, Worcester Polytechnic Institute, RB Callable 09/01/2029 @ 100 5.000%, 09/01/2030	210	266
Massachusetts State, Educational Financing Authority, Education Loan Revenue, AMT, RB 5.000%, 01/01/2021	500	506
Massachusetts State, Educational Financing Authority, Ser A, AMT, RB Callable 01/01/2025 @ 100 5.000%, 01/01/2026	400	454
Massachusetts State, Educational Financing Authority, Ser K, AMT, RB 5.000%, 07/01/2022	500	532

Description	Face Amount (Thousands)	Market Value (\$ Thousands)
MUNICIPAL BONDS (continued)		
Massachusetts State, Health & Educational Facilities Authority, Massachusetts Institute of Technology Project, Ser M, RB 5.250%, 07/01/2029	\$ 500	\$ 693
Massachusetts State, Port Authority, Ser A, AMT, RB 5.000%, 07/01/2027	2,000	2,473
5.000%, 07/01/2028	1,000	1,274
5.000%, 07/01/2029	840	1,057
Massachusetts State, Port Authority, Ser A, AMT, RB Callable 07/01/2027 @ 100 5.000%, 07/01/2028	250	310
Massachusetts State, Port Authority, Ser A, RB 5.000%, 07/01/2025	1,000	1,206
Massachusetts State, Port Authority, Ser B, AMT, RB 5.000%, 07/01/2022	690	744
Massachusetts State, Port Authority, Ser C, AMT, RB 5.000%, 07/01/2028	1,000	1,274
Massachusetts State, Port Authority, Ser C, RB 5.000%, 07/01/2024	520	607
Massachusetts State, Ser A, GO 5.000%, 07/01/2026	2,625	3,311
Massachusetts State, Ser B, GO 5.000%, 07/01/2026	1,000	1,261
5.000%, 07/01/2027	1,000	1,293
5.000%, 01/01/2028	1,500	1,963
Massachusetts State, Ser C, GO 5.000%, 08/01/2024	525	622
5.000%, 10/01/2025	1,000	1,234
Massachusetts State, Ser D, GO 5.000%, 04/01/2026	1,000	1,252
Massachusetts State, Ser E, GO 5.000%, 11/01/2027	2,000	2,608
5.000%, 09/01/2028	1,000	1,330
Massachusetts State, Transportation Fund Revenue, Metropolitan Highway System, Ser A, RB 5.000%, 01/01/2027	1,000	1,244
Massachusetts State, Transportation Fund Revenue, Rail Enhancement & Accelerated Program, RB Callable 06/01/2024 @ 100 5.000%, 06/01/2030	1,000	1,161
Massachusetts State, Transportation Fund Revenue, Ser A, RB 5.000%, 06/01/2026	1,000	1,254

SCHEDULE OF INVESTMENTS

August 31, 2020

Massachusetts Municipal Bond Fund (Concluded)

Description	Face Amount (Thousands)	Market Value (\$ Thousands)
MUNICIPAL BONDS (continued)		
Massachusetts State, Water Resources Authority, Ser B, RB 5.000%, 08/01/2028	\$ 1,000	\$ 1,331
Massachusetts State, Water Resources Authority, Ser F, RB 5.000%, 08/01/2024	1,000	1,185
University of Massachusetts, Building Authority, Ser 1, RB Callable 11/01/2029 @ 100 5.000%, 11/01/2030	1,500	2,010
University of Massachusetts, Building Authority, Ser 2019-1, RB 5.000%, 05/01/2025	1,000	1,210
University of Massachusetts, Building Authority, UMass Project, RB 5.000%, 11/01/2026	1,000	1,264
Winchester, Municipal Purpose Loan, GO Callable 07/01/2025 @ 100 5.000%, 07/01/2026	500	610
Worcester, GO Callable 02/15/2028 @ 100 4.000%, 02/15/2030	285	349
Total Municipal Bonds (Cost \$71,312) (\$ Thousands)		<u>76,123</u>

Description	Shares	Market Value (\$ Thousands)
CASH EQUIVALENT — 0.8%		
SEI Daily Income Trust, Government Fund, CI F 0.010%***	579,115	\$ 579
Total Cash Equivalent (Cost \$579) (\$ Thousands)		<u>579</u>
Total Investments in Securities — 99.6% (Cost \$71,891) (\$ Thousands)		<u>\$ 76,702</u>

Percentages are based on Net Assets of \$77,016 (\$ Thousands).

* Investment in Affiliated Security (see Note 4).

** Rate shown is the 7-day effective yield as of August 31, 2020.

(A) Pre-Refunded Securities — The maturity date shown is the pre-refunded date.

(B) Variable or floating rate security, the interest rate of which adjusts periodically based on prevailing interest rates.

AMT — Alternative Minimum Tax

CI — Class

GO — General Obligation

RB — Revenue Bond

Ser — Series

The following is a list of the level of inputs used as of August 31, 2020 in valuing the Fund's investments at value (\$ Thousands):

Investments in Securities	Level 1 (\$)	Level 2 (\$)	Level 3 (\$)	Total (\$)
Municipal Bonds	-	76,123	-	76,123
Cash Equivalent	579	-	-	579
Total Investments in Securities	<u>579</u>	<u>76,123</u>	<u>-</u>	<u>76,702</u>

As of August 31, 2020, there were no transfers in or out of Level 3.

For more information on valuation inputs, see Note 2 — Significant Accounting Policies in Notes to Financial Statements.

The following is a summary of the transactions with affiliates for the year ended August 31, 2020 (\$ Thousands):

Security Description	Value 8/31/19	Purchases at Cost	Proceeds from Sales	Realized Gain/(Loss)	Change in Unrealized Appreciation/(Depreciation)	Value 8/31/20	Shares	Income	Capital Gains
SEI Daily Income Trust, Government Fund, CI F	\$ 1,368	\$ 17,610	\$ (18,399)	\$ -	\$ -	\$ 579	579,115	\$ 5	\$ -

Amounts designated as “—” are \$0.

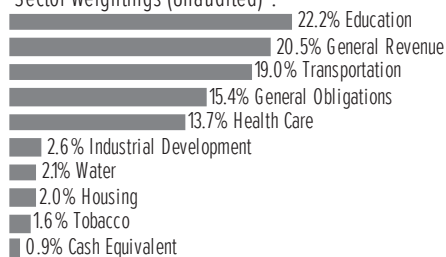
The accompanying notes are an integral part of the financial statements.

SCHEDULE OF INVESTMENTS

August 31, 2020

New Jersey Municipal Bond Fund

Sector Weightings (Unaudited)*:



*Percentages based on total investments.

Description	Face Amount (Thousands)	Market Value (\$ Thousands)
MUNICIPAL BONDS — 98.4%		
Delaware — 2.1%		
Delaware State, River & Bay Authority, RB 5.000%, 01/01/2029	\$ 1,000	\$ 1,285
Delaware State, River & Bay Authority, Ser B, RB 5.000%, 01/01/2024	1,000	1,143
		<u>2,428</u>
New Jersey — 85.2%		
Bayonne City, Qualified General Improvement Project, GO, BAM 5.000%, 07/01/2024	825	968
Bergen County, GO Callable 07/15/2027 @ 100 3.000%, 07/15/2029	1,000	1,136
Bergen County, Improvement Authority, Ser C, RB 5.000%, 08/15/2025	2,160	2,643
Camden County, Improvement Authority, Cooper Health System Project, RB 5.000%, 02/15/2024	1,000	1,129
Camden County, Improvement Authority, County Capital Program, RB 5.000%, 01/15/2025	420	503
	1,820	2,247
Carlstadt, School District, GO 5.000%, 05/01/2023	500	561
Carlstadt, School District, GO Callable 05/01/2024 @ 100 5.000%, 05/01/2025	500	581
Essex County, GO 5.000%, 08/01/2025	2,500	3,075
Essex County, Improvement Authority, County Guaranteed Project, RB, NATL 5.500%, 10/01/2025	1,000	1,258
Gloucester County, Improvement Authority, Rowan University Project, Ser A, RB, AGM 5.000%, 11/01/2025	500	608

Description	Face Amount (Thousands)	Market Value (\$ Thousands)
MUNICIPAL BONDS (continued)		
Gloucester County, Improvement Authority, Rowan University Project, Ser B, RB Callable 07/01/2025 @ 100 5.000%, 07/01/2026	\$ 1,000	\$ 1,176
Gloucester County, Improvement Authority, Ser A, RB 5.000%, 07/15/2023	1,000	1,135
Hudson County, Improvement Authority, Vocational - Technical School Project, RB 5.000%, 05/01/2026	500	623
Jersey City, Ser A, GO 5.000%, 11/01/2025	125	153
Matawan-Aberdeen, Regional School District, GO Callable 09/15/2021 @ 100 5.000%, 09/15/2023	500	524
Middlesex County, Improvement Authority, New Brunswick Cultural Center Project, RB Callable 07/01/2027 @ 100 5.000%, 07/01/2028	1,755	2,278
Monmouth County, GO 5.000%, 07/15/2025	3,280	4,024
Monmouth County, Improvement Authority, Governmental Pooled Loans, Ser C, RB Callable 12/01/2026 @ 100 5.000%, 12/01/2027	1,000	1,273
Montgomery Township, Board of Education, GO 5.000%, 04/01/2025	1,300	1,571
Morris County, Ser B, GO 4.000%, 11/15/2020	485	489
New Jersey State, Economic Development Authority, Cigarette Tax, RB Callable 06/15/2022 @ 100 5.000%, 06/15/2023	1,000	1,036
	685	709
New Jersey State, Economic Development Authority, New Jersey Natural Gas, AMT, RB 2.450%, 04/01/2059	2,000	2,124
New Jersey State, Economic Development Authority, Provident Group Montclair Project, RB, AGM 5.000%, 06/01/2027	1,000	1,234
New Jersey State, Economic Development Authority, School Facilities Construction Project, Ser GG, RB Callable 03/01/2021 @ 100 5.250%, 09/01/2026	1,000	1,019

SCHEDULE OF INVESTMENTS

August 31, 2020

New Jersey Municipal Bond Fund (Continued)

Description	Face Amount (Thousands)	Market Value (\$ Thousands)	Description	Face Amount (Thousands)	Market Value (\$ Thousands)
MUNICIPAL BONDS (continued)			MUNICIPAL BONDS (continued)		
New Jersey State, Economic Development Authority, School Facilities Construction Project, Ser II, RB Callable 03/01/2022 @ 100 5.000%, 03/01/2025	\$ 2,500	\$ 2,628	New Jersey State, Health Care Facilities Financing Authority, Hackensack Meridian Health Project, RB 5.000%, 07/01/2026	\$ 2,000	\$ 2,478
New Jersey State, Economic Development Authority, Ser A, RB, BAM 5.000%, 07/01/2027	1,140	1,382	New Jersey State, Health Care Facilities Financing Authority, Inspira Health Obligated Group Issue, RB Callable 07/01/2027 @ 100 5.000%, 07/01/2031	1,080	1,311
New Jersey State, Educational Facilities Authority, Montclair State University, Ser B, RB Callable 07/01/2026 @ 100 5.000%, 07/01/2028	2,260	2,703	New Jersey State, Health Care Facilities Financing Authority, Inspira Health Project, RB 5.000%, 07/01/2023	1,000	1,120
New Jersey State, Educational Facilities Authority, Ramapo College Project, Ser A, RB, AGM 5.000%, 07/01/2025	1,000	1,194	New Jersey State, Health Care Facilities Financing Authority, Princeton Healthcare System Project, RB Callable 07/01/2026 @ 100 5.000%, 07/01/2027	1,000	1,238
New Jersey State, Educational Facilities Authority, Ramapo College Project, Ser B, RB, AGM 5.000%, 07/01/2025	1,000	1,194	New Jersey State, Health Care Facilities Financing Authority, RWJ Barnabas Health Obligated Group Issue, RB 5.000%, 07/01/2022 5.000%, 07/01/2025	500 1,000	540 1,199
New Jersey State, Educational Facilities Authority, Ser A, RB Callable 07/01/2030 @ 100 5.000%, 07/01/2033	1,360	1,691	New Jersey State, Health Care Facilities Financing Authority, RWJ Barnabas Health Obligated Group Issue, RB Callable 04/01/2026 @ 101 5.000%, 07/01/2045 (B)	1,500	1,848
New Jersey State, Educational Facilities Authority, Stockton University Project, Ser A, RB 5.000%, 07/01/2026	1,000	1,196	New Jersey State, Health Care Facilities Financing Authority, Valley Health System Obligated Group Issue, RB Callable 07/01/2029 @ 100 5.000%, 07/01/2030	1,250	1,600
New Jersey State, Educational Facilities Authority, William Patterson University Project, Ser C, RB Callable 07/01/2025 @ 100 5.000%, 07/01/2027	1,905	2,189	New Jersey State, Health Care Facilities Financing Authority, Virtua Health Project, RB Callable 01/01/2024 @ 100 5.000%, 07/01/2026	1,000	1,148
New Jersey State, Environmental Infrastructure Trust, RB 5.250%, 09/01/2021 5.250%, 09/01/2021 (A) 5.000%, 09/01/2023	995 80 1,000	1,046 84 1,142	New Jersey State, Higher Education Student Assistance Authority, Ser 1A, AMT, RB 5.000%, 12/01/2022	1,500	1,623
New Jersey State, GO 5.250%, 08/01/2021	2,000	2,081	New Jersey State, Higher Education Student Assistance Authority, Ser A, AMT, RB Callable 06/01/2028 @ 100 3.350%, 12/01/2029	1,515	1,585
New Jersey State, Health Care Facilities Financing Authority, AHS Hospital Project, RB 5.000%, 07/01/2026	735	898	New Jersey State, Higher Education Student Assistance Authority, Ser A, RB Callable 06/01/2028 @ 100 5.000%, 12/01/2028	675	835
New Jersey State, Health Care Facilities Financing Authority, Barnabas Health Project, Ser A, RB Callable 07/01/2022 @ 100 5.000%, 07/01/2025	1,000	1,076	New Jersey State, Housing & Mortgage Finance Agency, AMT, RB 3.250%, 04/01/2025	935	1,021

Description	Face Amount (Thousands)	Market Value (\$ Thousands)
MUNICIPAL BONDS (continued)		
New Jersey State, Institute of Technology, RB 5.000%, 07/01/2028	\$ 200	\$ 253
5.000%, 07/01/2029	270	347
New Jersey State, Institute of Technology, RB Callable 07/01/2029 @ 100		
5.000%, 07/01/2030	260	332
5.000%, 07/01/2031	375	476
New Jersey State, Institute of Technology, Ser A, RB Pre-Refunded @ 100		
5.000%, 07/01/2022 (C)	1,400	1,520
New Jersey State, Transportation Trust Fund Authority, Ser S, RB Callable 12/15/2028 @ 100		
5.000%, 06/15/2030	1,000	1,195
New Jersey State, Transportation Trust Fund Authority, Transportation Systems Project, Ser A, RB		
5.500%, 12/15/2021	2,500	2,645
New Jersey State, Transportation Trust Fund Authority, Transportation Systems Project, Ser A, RB, NATL		
5.250%, 12/15/2021	1,600	1,689
5.250%, 12/15/2021 (A)	15	16
New Jersey State, Turnpike Authority, Ser A, RB Callable 01/01/2027 @ 100		
5.000%, 01/01/2028	1,430	1,772
New Jersey State, Turnpike Authority, Ser B, RB		
5.000%, 01/01/2028	1,000	1,279
New Jersey State, Turnpike Authority, Ser C, RB		
5.000%, 01/01/2025	1,000	1,178
New Jersey State, Turnpike Authority, Ser E, RB		
5.000%, 01/01/2027	1,420	1,773
North Hudson, Sewerage Authority, Ser A, RB Pre-Refunded @ 100		
5.000%, 06/01/2022 (C)	90	98
Ocean County, Ser A, GO Callable 08/01/2025 @ 100		
5.000%, 08/01/2027	700	855
Passaic County, Improvement Authority, City of Paterson Project, RB		
5.000%, 06/15/2023	400	451
5.000%, 06/15/2024	315	370
5.000%, 06/15/2025	250	304
Passaic County, Improvement Authority, City of Paterson Project, RB Callable 08/01/2025 @ 100		
5.000%, 08/01/2027	545	663

Description	Face Amount (Thousands)	Market Value (\$ Thousands)
MUNICIPAL BONDS (continued)		
Rutgers State University, Ser M, RB Callable 05/01/2026 @ 100		
5.000%, 05/01/2027	\$ 1,000	\$ 1,223
Rutgers State University, Ser N, RB 5.000%, 05/01/2028	500	646
Salem County, Pollution Control Financing Authority, Chambers Project, Ser A, AMT, RB		
5.000%, 12/01/2023	815	857
Somerset County, Ser A&B, GO Callable 08/01/2027 @ 100		
3.000%, 08/01/2030	540	610
South Jersey, Transportation Authority, Ser A, RB		
5.000%, 11/01/2020	235	237
5.000%, 11/01/2020 (A)	200	201
Sparta Township, Board of Education, GO 5.000%, 02/15/2023	600	669
Sparta Township, Board of Education, GO Pre-Refunded @ 100		
5.000%, 02/15/2025 (C)	575	695
Tobacco Settlement Financing, Ser A, RB Callable 06/01/2028 @ 100		
5.000%, 06/01/2032	500	622
Tobacco Settlement Financing, Ser B, RB 3.200%, 06/01/2027	1,135	1,159
Verona Township, Board of Education, GO 5.000%, 03/01/2025	500	599
Washington Township, Ser A, BAN 1.750%, 06/22/2021	1,000	1,011
		<u>97,872</u>
New York — 8.1%		
New York & New Jersey, Port Authority, AMT, RB Callable 10/15/2025 @ 100		
5.000%, 10/15/2029	4,000	4,751
New York & New Jersey, Port Authority, Ser 178, AMT, RB Callable 12/01/2023 @ 100		
5.000%, 12/01/2025	2,000	2,264
New York & New Jersey, Port Authority, Ser 179, RB		
5.000%, 12/01/2023	1,000	1,148
New York & New Jersey, Port Authority, Ser 180, AMT, RB 5.000%, 09/01/2023	1,000	1,131
		<u>9,294</u>
Pennsylvania — 3.0%		
Delaware River, Joint Toll Bridge Commission, Ser A, RB 5.000%, 07/01/2027	1,450	1,872

SCHEDULE OF INVESTMENTS

August 31, 2020

New Jersey Municipal Bond Fund (Concluded)

Description	Face Amount (Thousands)	Market Value (\$ Thousands)
MUNICIPAL BONDS (continued)		
Delaware River, Port Authority, Ser A, RB 5.000%, 01/01/2029	\$ 1,225	\$ 1,605
		3,477
Total Municipal Bonds (Cost \$106,799) (\$ Thousands)		113,071
	Shares	
CASH EQUIVALENT — 0.9%		
SEI Daily Income Trust, Government Fund, CI F 0.010%***	1,014,028	1,014
Total Cash Equivalent (Cost \$1,014) (\$ Thousands)		1,014
Total Investments in Securities — 99.3% (Cost \$107,813) (\$ Thousands)		\$ 114,085

Percentages are based on Net Assets of \$114,934 (\$ Thousands).

** Rate shown is the 7-day effective yield as of August 31, 2020.

+ Investment in Affiliated Security (see Note 4).

(A) Security is escrowed to maturity.

(B) Variable or floating rate security, the interest rate of which adjusts periodically based on prevailing interest rates.

(C) Pre-Refunded Securities — The maturity date shown is the pre-refunded date.

AGM— Assured Guaranty Municipal

AMT — Alternative Minimum Tax

BAM — Build America Mutual

BAN — Bond Anticipation Note

CI — Class

GO — General Obligation

NATL— National Public Finance Guarantee Corporation

RB — Revenue Bond

Ser — Series

The following is a list of the level of inputs used as of August 31, 2020 in valuing the Fund's investments carried at value (\$ Thousands):

	Level 1 (\$)	Level 2 (\$)	Level 3 (\$)	Total (\$)
Investments in Securities				
Municipal Bonds	—	113,071	—	113,071
Cash Equivalent	1,014	—	—	1,014
Total Investments in Securities	1,014	113,071	—	114,085

As of August 31, 2020, there were no transfers in or out of Level 3.

For more information on valuation inputs, see Note 2 — Significant Accounting Policies in Notes to Financial Statements.

The following is a summary of the transactions with affiliates for the year ended August 31, 2020 (\$ Thousands):

Security Description	Value 8/31/19	Purchases at Cost	Proceeds from Sales	Realized Gain/ (Loss)	Change in Unrealized Appreciation/ (Depreciation)	Value 8/31/20	Shares	Income	Capital Gains
SEI Daily Income Trust, Government Fund, CI F	\$ 595	\$ 25,152	\$ (24,733)	\$ —	\$ —	\$ 1,014	1,014,028	\$ 10	\$ —

Amounts designated as “—” are \$0.

The accompanying notes are an integral part of the financial statements.

SCHEDULE OF INVESTMENTS

August 31, 2020

New York Municipal Bond Fund

Sector Weightings (Unaudited)*:

22.1%	Transportation
19.3%	Education
17.1%	General Obligations
13.5%	General Revenue
8.8%	Health Care
3.9%	Utilities
3.6%	Housing
3.0%	Water
2.9%	Tobacco
1.7%	Power
1.7%	Airports
1.1%	Industrial Development
0.9%	Cash Equivalent
0.4%	Nursing Homes

*Percentages based on total investments.

Description	Face Amount (Thousands)	Market Value (\$ Thousands)
MUNICIPAL BONDS — 98.2%		
New York — 98.2%		
Broome County, Local Development, RB, AGM 5.000%, 04/01/2030	\$ 900	\$ 1,189
Buffalo & Fort Erie, Public Bridge Authority, RB 5.000%, 01/01/2023	650	721
Buffalo, Municipal Water Finance Authority, Ser A, RB 5.000%, 07/01/2021	500	519
Buffalo, Ser A, GO 5.000%, 04/01/2025	425	509
Build NYC Resource, Ethical Culture Fieldston School Project, RB 5.000%, 06/01/2022	1,000	1,062
Build NYC Resource, Manhattan College Project, RB 5.000%, 08/01/2026	350	416
	275	333
Build NYC Resource, Methodist Hospital Project, RB 5.000%, 07/01/2021	250	259
Build NYC Resource, The Chapin School Project, RB 5.000%, 11/01/2026	500	636
Build NYC Resource, United Jewish Appeal Federation, RB 5.000%, 07/01/2022	1,100	1,198
Build NYC Resource, YMCA of Greater New York Project, RB 5.000%, 08/01/2022	200	214
Dutchess County, Local Development, Nuvance Health, Ser B, RB 5.000%, 07/01/2026	2,015	2,413
Erie County, Industrial Development Agency, Buffalo School District Project, RB 5.000%, 05/01/2025	500	602

Description	Face Amount (Thousands)	Market Value (\$ Thousands)
MUNICIPAL BONDS (continued)		
Erie County, Ser B, GO 5.000%, 06/01/2024	\$ 1,200	\$ 1,407
Essex County, Industrial Development Agency, AMT, RB 2.100%, 03/01/2027 (A)	525	550
Long Island, Power Authority, RB 5.000%, 09/01/2026	2,000	2,524
	1,000	1,292
Long Island, Power Authority, Ser A, RB 5.000%, 09/01/2027	1,000	1,292
Long Island, Power Authority, Ser B, RB Callable 09/01/2026 @ 100 5.000%, 09/01/2030	1,500	1,839
Metropolitan New York, Transportation Authority, Ser A, RB Callable 11/15/2022 @ 100 5.000%, 11/15/2023	1,000	1,085
Metropolitan New York, Transportation Authority, Ser A1, RB 5.000%, 11/15/2024	2,280	2,457
Metropolitan New York, Transportation Authority, Ser B, RB 5.000%, 11/15/2028	3,000	3,380
Metropolitan New York, Transportation Authority, Ser B1, RB Callable 11/15/2023 @ 100 5.000%, 11/15/2024	1,300	1,457
Metropolitan New York, Transportation Authority, Ser C1, RB 5.000%, 11/15/2025	2,000	2,191
Metropolitan New York, Transportation Authority, Ser C1, RB Callable 11/15/2025 @ 100 5.000%, 11/15/2026	1,000	1,095
Metropolitan New York, Transportation Authority, Ser F, RB 5.000%, 11/15/2022	1,000	1,048
Metropolitan New York, Transportation Authority, Ser F, RB Callable 11/15/2022 @ 100 5.000%, 11/15/2023	1,000	1,046
Monroe County, Industrial Development Authority, Rochester Schools Modernization Project, RB 5.000%, 05/01/2026	1,000	1,231
Monroe County, Industrial Development Authority, University of Rochester Project, Ser A, RB 5.000%, 07/01/2026	1,050	1,312
Monroe County, Industrial Development, University of Rochester Project, RB 5.000%, 07/01/2025	750	913

SCHEDULE OF INVESTMENTS

August 31, 2020

New York Municipal Bond Fund (Continued)

Description	Face Amount (Thousands)	Market Value (\$ Thousands)	Description	Face Amount (Thousands)	Market Value (\$ Thousands)
MUNICIPAL BONDS (continued)			MUNICIPAL BONDS (continued)		
Nassau County, Interim Finance Authority, RB 5.000%, 11/15/2024	\$ 700	\$ 842	New York City, Ser E, GO 5.000%, 08/01/2024	\$ 2,000	\$ 2,341
Nassau County, Local Economic Assistance, Catholic Health Services of Long Island Project, RB 5.000%, 07/01/2022	895	964	New York City, Ser F-1, GO Callable 02/01/2029 @ 100 5.000%, 08/01/2029	1,895	2,456
Nassau County, Ser A, GO 5.000%, 01/01/2026	1,000	1,207	New York City, Transitional Finance Authority, Building Aid Revenue, Ser S1, RB Callable 01/15/2025 @ 100 5.000%, 07/15/2026	500	598
Nassau County, Ser C, GO 5.000%, 10/01/2027	1,000	1,254	New York City, Transitional Finance Authority, Building Aid Revenue, Ser S1, RB Callable 01/15/2026 @ 100 5.000%, 07/15/2026	1,075	1,319
New York & New Jersey, Port Authority, Ser 178, AMT, RB 5.000%, 12/01/2022	1,000	1,100	New York City, Transitional Finance Authority, Building Aid Revenue, Ser S1, RB Callable 07/15/2027 @ 100 5.000%, 07/15/2028	1,080	1,371
New York & New Jersey, Port Authority, Ser 178, AMT, RB Callable 12/01/2023 @ 100 5.000%, 12/01/2024	2,000	2,269	New York City, Water & Sewer System, Ser AA, RB 5.000%, 06/15/2027	1,200	1,552
New York & New Jersey, Port Authority, Ser 180, AMT, RB 5.000%, 09/01/2022	1,500	1,634	New York State, Dormitory Authority, Education Project, Ser B, RB, AMBAC 5.500%, 03/15/2024	1,000	1,177
New York & New Jersey, Port Authority, Ser 186, AMT, RB 5.000%, 10/15/2021	2,000	2,101	New York State, Dormitory Authority, Fordham University Project, RB 5.000%, 07/01/2023	500	562
New York & New Jersey, Port Authority, Ser 197, AMT, RB 5.000%, 11/15/2021	1,500	1,582	New York State, Dormitory Authority, Icahn School of Medicine at Mount Sinai Project, RB Callable 07/01/2025 @ 100 5.000%, 07/01/2026	1,000	1,186
New York & New Jersey, Port Authority, Ser 205, RB Callable 11/15/2027 @ 100 5.000%, 11/15/2028	1,685	2,139	New York State, Dormitory Authority, Memorial Sloan-Kettering Project, RB 5.000%, 07/01/2024 5.000%, 07/01/2027	1,000 500	1,174 643
New York City, Educational Construction Fund, Ser A, RB Callable 04/01/2021 @ 100 6.500%, 04/01/2022	1,000	1,036	New York State, Dormitory Authority, Memorial Sloan-Kettering Project, RB Callable 07/01/2029 @ 100 5.000%, 07/01/2030	1,095	1,455
New York City, Housing Development Authority, Ser B2, RB Callable 07/01/2023 @ 100 5.000%, 07/01/2026	2,500	2,802	New York State, Dormitory Authority, New York University Project, Ser A, RB 5.000%, 07/01/2026	1,720	2,143
New York City, Housing Development Authority, Ser C, RB Callable 03/01/2021 @ 100 2.350%, 07/01/2022	1,000	1,009	New York State, Dormitory Authority, North Shore Long Island Jewish Center Project, RB 5.000%, 05/01/2022	1,000	1,070
New York City, Ser 1, GO Callable 08/01/2027 @ 100 5.000%, 08/01/2028	1,000	1,265	New York State, Dormitory Authority, NYU Hospital Center Project, RB 5.000%, 07/01/2023 5.000%, 07/01/2024	1,000 1,000	1,120 1,160
New York City, Ser A, GO 5.000%, 08/01/2025	4,915	5,935	New York State, Dormitory Authority, Pratt Institute Project, Ser A, RB 5.000%, 07/01/2021	250	259
New York City, Ser A2, GO 5.000%, 08/01/2026	2,000	2,472			
New York City, Ser C, GO 5.000%, 08/01/2025	4,150	5,011			
New York City, Ser C-1, GO 5.000%, 08/01/2027	1,000	1,263			

Description	Face Amount (Thousands)	Market Value (\$ Thousands)
MUNICIPAL BONDS (continued)		
New York State, Dormitory Authority, RB		
5.000%, 07/01/2025	\$ 1,000	\$ 1,200
5.000%, 07/01/2027	570	698
5.000%, 09/01/2027	750	913
5.000%, 07/01/2028	665	830
5.000%, 08/01/2028	1,500	1,851
New York State, Dormitory Authority, RB, AGM		
5.000%, 10/01/2026	500	628
New York State, Dormitory Authority, School Districts Financing Program, RB, AGM		
5.000%, 10/01/2026	1,000	1,230
New York State, Dormitory Authority, School Districts Financing Program, Ser A, RB, AGM		
5.000%, 10/01/2024	785	918
New York State, Dormitory Authority, Ser 1, RB		
5.000%, 01/15/2027	1,000	1,235
New York State, Dormitory Authority, Ser A, RB		
5.000%, 07/01/2023	2,250	2,552
5.000%, 03/15/2025	2,000	2,409
5.000%, 07/01/2025	1,500	1,811
5.000%, 07/01/2026	1,600	1,953
5.000%, 07/01/2028	1,500	1,959
New York State, Dormitory Authority, Ser A, RB Callable 02/15/2024 @ 100		
5.000%, 02/15/2025	2,250	2,598
New York State, Dormitory Authority, Ser A, RB Callable 10/01/2027 @ 100		
5.000%, 10/01/2029	2,500	3,138
New York State, Dormitory Authority, Ser A-2, RB		
5.000%, 07/01/2030	500	697
New York State, Dormitory Authority, Ser A-2, RB Callable 07/01/2030 @ 100		
5.000%, 07/01/2031	530	736
New York State, Dormitory Authority, Ser C, RB		
5.000%, 03/15/2026	2,400	2,974
New York State, Dormitory Authority, Ser E, RB		
5.000%, 03/15/2026	2,745	3,402
5.000%, 03/15/2026 (B)	5	6
New York State, Dormitory Authority, St. Johns University Project, RB		
5.000%, 07/01/2027	1,500	1,816

Description	Face Amount (Thousands)	Market Value (\$ Thousands)
MUNICIPAL BONDS (continued)		
New York State, Dormitory Authority, St. Johns University Project, RB Callable 07/01/2027 @ 100		
5.000%, 07/01/2030	\$ 800	\$ 952
New York State, Dormitory Authority, St. Johns University Project, Ser A, RB		
5.000%, 07/01/2023	455	501
New York State, Dormitory Authority, State University Educational Facilities Project, Ser A, RB Callable 07/01/2023 @ 100		
5.000%, 07/01/2024	1,680	1,886
New York State, Environmental Facilities Authority, New York City Municipal Water Finance Authority Projects, Ser 2017A, RB		
5.000%, 06/15/2026	500	630
New York State, Environmental Facilities Authority, Revolving Funds, RB Callable 06/15/2023 @ 100		
5.000%, 06/15/2024	2,000	2,254
New York State, Environmental Facilities Authority, Revolving Funds, Ser C, RB Callable 08/15/2027 @ 100		
5.000%, 02/15/2028	850	1,109
New York State, Mortgage Agency, Ser 189, AMT, RB Callable 10/01/2023 @ 100		
3.250%, 10/01/2025	2,500	2,660
New York State, Thruway Authority, Ser B, RB		
5.000%, 01/01/2029	1,100	1,416
New York State, Thruway Authority, Ser L, RB		
5.000%, 01/01/2027	1,000	1,241
New York State, Transportation Development, LaGuardia Airport Terminal B Redevelopment Project, AMT, RB Callable 07/01/2024 @ 100		
5.000%, 07/01/2030	1,275	1,404
New York State, Transportation Development, Terminal One Group Association Project, AMT, RB		
5.000%, 01/01/2022	1,000	1,039
New York State, Urban Development, RB		
5.000%, 03/15/2025	500	602
New York State, Urban Development, Ser A, RB		
5.000%, 03/15/2025	1,200	1,444
Niagara Frontier, Transportation Authority, Buffalo Niagara International Airport Project, AMT, RB		
5.000%, 04/01/2021	600	615
Onondaga Civic Development, Syracuse University Project, Ser A, RB		
5.000%, 12/01/2029	600	811

SCHEDULE OF INVESTMENTS

August 31, 2020

New York Municipal Bond Fund (Concluded)

Description	Face Amount (Thousands)	Market Value (\$ Thousands)
MUNICIPAL BONDS (continued)		
Oyster Bay Township, GO, BAM 4.000%, 11/01/2026	\$ 800	\$ 949
Sales Tax Asset Receivable, Ser A, RB 5.000%, 10/15/2024	475	570
Sales Tax Asset Receivable, Ser A, RB Callable 10/15/2024 @ 100 5.000%, 10/15/2026	2,500	2,969
Suffolk County, Ser A, GO, AGM 5.000%, 02/01/2026	1,200	1,463
Suffolk County, Ser D, GO, BAM 5.000%, 10/15/2024	2,000	2,347
Triborough, Bridge & Tunnel Authority, RB 5.000%, 11/15/2028	2,000	2,601
Triborough, Bridge & Tunnel Authority, Ser A, RB 5.000%, 11/15/2023	1,500	1,708
5.000%, 11/15/2024	2,000	2,357
Triborough, Bridge & Tunnel Authority, Ser A, RB Callable 05/15/2026 @ 100 5.000%, 11/15/2028	1,125	1,371
Triborough, Bridge & Tunnel Authority, Ser B, RB 5.000%, 11/15/2023	2,000	2,278
Triborough, Bridge & Tunnel Authority, Ser B, RB Callable 05/15/2027 @ 100 5.000%, 11/15/2027	1,000	1,267
TSASC, Tobacco Settlement Bonds, Ser A, RB 5.000%, 06/01/2024	2,000	2,281
5.000%, 06/01/2025	750	879
Utility Debt Securitization Authority, RB Callable 06/15/2022 @ 100 5.000%, 06/15/2024	750	814
Utility Debt Securitization Authority, RB Callable 06/15/2023 @ 100 5.000%, 06/15/2025	2,000	2,266
Westchester County, Local Development, Miriam Osborn Memorial Home Association Project, RB Callable 07/01/2024 @ 104 5.000%, 07/01/2025	260	295
5.000%, 07/01/2026	300	343
Westchester County, Ser B, GO Callable 11/15/2025 @ 100 5.000%, 11/15/2026	500	624

Description	Face Amount (Thousands)	Market Value (\$ Thousands)
MUNICIPAL BONDS (continued)		
Westchester County, Tobacco Asset Securitization, Ser B, RB 5.000%, 06/01/2024	\$ 1,800	\$ 2,054
Total Municipal Bonds (Cost \$168,397) (\$ Thousands)		177,215
	Shares	
CASH EQUIVALENT — 0.9%		
SEI Daily Income Trust, Government Fund, CI F 0.010%***	1,568,914	1,569
Total Cash Equivalent (Cost \$1,569) (\$ Thousands)		1,569
Total Investments in Securities — 99.1% (Cost \$169,966) (\$ Thousands)		\$ 178,784

Percentages are based on Net Assets of \$180,410 (\$ Thousands).

** The rate reported is the 7-day effective yield as of August 31, 2020.

+ Investment in Affiliated Security (see Note 4).

(A) Variable or floating rate security, the interest rate of which adjusts periodically based on prevailing interest rates.

(B) Security is escrowed to maturity.

AGM— Assured Guaranty Municipal

AMBAC — American Municipal Bond Assurance Corporation

AMT — Alternative Minimum Tax

BAM — Build America Mutual

CI — Class

GO — General Obligation

RB — Revenue Bond

Ser — Series

The following is a list of the level of inputs as of August 31, 2020 in valuing the Fund's investments carried at value (\$ Thousands):

	Level 1 (\$)	Level 2 (\$)	Level 3 (\$)	Total (\$)
Investments in Securities				
Municipal Bonds	—	177,215	—	177,215
Cash Equivalent	1,569	—	—	1,569
Total Investments in Securities	1,569	177,215	—	178,784

As of August 31, 2020, there were no transfers in or out of Level 3.

For more information on valuation inputs, see Note 2 — Significant Accounting Policies in Notes to Financial Statements.

The following is a summary of the transactions with affiliates for the year ended August 31, 2020 (\$ Thousands):

Security Description	Value 8/31/19	Purchases at Cost	Proceeds from Sales	Realized Gain/ (Loss)	Change in Unrealized Appreciation/ (Depreciation)	Value 8/31/20	Shares	Income	Capital Gains
SEI Daily Income Trust, Government Fund, CI F	\$ 132	\$ 33,633	\$ (32,196)	\$ —	\$ —	\$ 1,569	1,568,914	\$ 7	\$ —

Amounts designated as “—” are \$0.

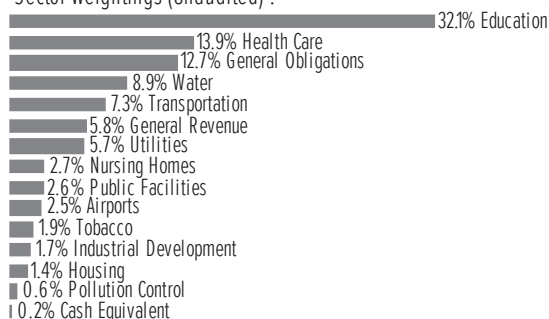
The accompanying notes are an integral part of the financial statements.

SCHEDULE OF INVESTMENTS

August 31, 2020

Pennsylvania Municipal Bond Fund

Sector Weightings (Unaudited)*:



*Percentages based on total investments.

Description	Face Amount (Thousands)	Market Value (\$ Thousands)
MUNICIPAL BONDS — 98.8%		
Pennsylvania — 98.8%		
Allegheny County, GO 5.000%, 11/01/2024	\$ 1,000	\$ 1,190
Allegheny County, Higher Education Building Authority, Carnegie Mellon University, RB 5.000%, 08/01/2027	1,500	1,938
5.000%, 02/01/2030	500	684
Allegheny County, Higher Education Building Authority, Duquesne University, RB 5.000%, 03/01/2026	550	672
Allegheny County, Hospital Development Authority, Allegheny Health Network, RB 5.000%, 04/01/2028	2,500	3,157
Allegheny County, Hospital Development Authority, UPMC Health Center Project, Ser B, RB, NATL 6.000%, 07/01/2023	1,000	1,148
Allegheny County, Hospital Development Authority, UPMC, RB 5.000%, 07/15/2029	2,000	2,617
Allentown, City School District, Ser B, GO, BAM 5.000%, 02/01/2029	1,750	2,253
Berks County, Industrial Development Authority, Health Care Facilities, RB Callable 05/15/2025 @ 102 5.000%, 05/15/2033	525	566
Bethel Park, School District, GO Callable 08/01/2026 @ 100 5.000%, 08/01/2027	1,000	1,248
Canonsburg-Houston, Joint Authority, Ser A, RB 5.000%, 12/01/2024	1,320	1,550
Chester County, Health & Education Facilities Authority, Ser A, RB 5.000%, 09/01/2028	175	226
5.000%, 09/01/2029	375	494

Description	Face Amount (Thousands)	Market Value (\$ Thousands)
MUNICIPAL BONDS (continued)		
Chester County, School Authority, RB Callable 03/01/2026 @ 100 5.000%, 03/01/2028	\$ 1,000	\$ 1,216
Chester County, Ser A, GO 5.000%, 07/15/2026	2,320	2,930
Clairton, Municipal Authority, Ser B, RB 5.000%, 12/01/2020	1,035	1,047
Cumberland County, Municipal Authority, RB 5.000%, 11/01/2029	780	1,022
Dallastown Area, School District, GO Callable 04/15/2025 @ 100 5.000%, 04/15/2026	1,000	1,208
Daniel Boone, Area School District, GO Pre-Refunded @ 100 5.000%, 04/01/2025 (A)	220	266
Daniel Boone, Area School District, GO Callable 04/01/2025 @ 100 5.000%, 04/01/2026	780	935
Dauphin County, General Authority, Pinnacle Health System Project, RB 5.000%, 06/01/2024	600	692
Delaware County, Cabrini University Project, RB 5.000%, 07/01/2027	500	551
Delaware County, Cabrini University Project, RB Callable 07/01/2027 @ 100 5.000%, 07/01/2028	500	548
Delaware County, Regional Water Quality Control Authority, RB 5.000%, 11/01/2025	625	767
5.000%, 11/01/2026	425	537
Delaware County, Villanova University Project, RB 5.000%, 08/01/2024	1,000	1,158
Delaware River, Joint Toll Bridge Commission, RB Callable 07/01/2027 @ 100 5.000%, 07/01/2029	1,015	1,294
Delaware River, Joint Toll Bridge Commission, Ser B, RB 5.000%, 07/01/2027	1,300	1,680
Delaware River, Port Authority, Ser A, RB 5.000%, 01/01/2028	1,000	1,289
Delaware Valley, Regional Finance Authority, Ser B, RB Callable 09/01/2021 @ 100 0.510%, 09/01/2048 (B)	2,000	1,987
East Hempfield Township, Industrial Development Authority, Willow Valley Communities Project, RB 5.000%, 12/01/2025	645	750

Description	Face Amount (Thousands)	Market Value (\$ Thousands)
MUNICIPAL BONDS (continued)		
Geisinger, Health System Authority, RB Callable 08/15/2026 @ 100 5.000%, 04/01/2043 (B)	\$ 1,000	\$ 1,227
Gettysburg Area, School District, GO 5.000%, 01/15/2025	1,000	1,191
Hempfield Area, School District, GO, AGM 5.000%, 03/15/2025	1,600	1,925
Lackawanna County, GO, BAM 5.000%, 09/01/2024	1,000	1,176
Lancaster County, Hospital Authority, Masonic Villages of Grand Lodge Project, RB 5.000%, 11/01/2023	800	889
Lancaster County, Hospital Authority, Masonic Villages of Grand Lodge Project, RB Callable 11/01/2027 @ 100 5.000%, 11/01/2028	1,360	1,619
Lancaster County, Hospital Authority, University of Pennsylvania Health System Project, Ser B, RB 5.000%, 08/15/2026	500	622
Lehigh County, Lehigh Valley Health, Ser A, RB 5.000%, 07/01/2024	1,300	1,509
Luzerne County, Industrial Development Authority, America Water Project, AMT, RB Callable 12/03/2029 @ 100 2.450%, 12/01/2039 (B)	1,700	1,850
Mifflin County, School District, Ser A, GO, BAM Callable 03/01/2025 @ 100 5.000%, 09/01/2025 5.000%, 09/01/2026 5.000%, 09/01/2027	1,885 690 660	2,252 823 784
Monroe County, Hospital Authority, Pocono Medical Center, RB 5.000%, 07/01/2023	1,025	1,151
Monroeville, Finance Authority, RB Callable 08/15/2022 @ 100 5.000%, 02/15/2023	1,000	1,084
Montgomery County, Higher Education & Health Authority, Thomas Jefferson University Project, RB 5.000%, 09/01/2025 5.000%, 09/01/2028	500 1,500	600 1,909
Montgomery County, Industrial Development Authority, Retirement Communities Revenue, RB Callable 11/15/2026 @ 100 5.000%, 11/15/2036	750	866

Description	Face Amount (Thousands)	Market Value (\$ Thousands)
MUNICIPAL BONDS (continued)		
Montgomery County, Ser C, GO Callable 09/01/2029 @ 100 5.000%, 09/01/2030	\$ 500	\$ 682
Moon Area, School District, Ser A, GO Callable 11/15/2024 @ 100 5.000%, 11/15/2025	1,000	1,179
Mount Lebanon, Hospital Authority, RB 5.000%, 07/01/2027	400	513
Mount Lebanon, Hospital Authority, RB Callable 07/01/2028 @ 100 5.000%, 07/01/2029	350	453
Octorara Area, School District, GO, AGM Callable 10/01/2028 @ 100 4.000%, 04/01/2029	900	1,106
Pennsylvania State University, Ser A, RB 5.000%, 09/01/2026	500	628
Pennsylvania State, Commonwealth Financing Authority, Tobacco Master Settlement, RB 5.000%, 06/01/2028	2,500	3,216
Pennsylvania State, Economic Development Financing Authority, Solid Waste Disposal Management Project, AMT, RB 2.150%, 07/01/2041 (B)	1,000	1,039
Pennsylvania State, Economic Development Financing Authority, Solid Waste Disposal Management Project, Ser A, RB 2.150%, 11/01/2021	1,000	1,017
Pennsylvania State, Economic Development Financing Authority, UPMC, RB 5.000%, 03/15/2026	1,000	1,220
Pennsylvania State, Economic Development Financing Authority, UPMC, Ser A, RB Callable 08/01/2024 @ 100 5.000%, 02/01/2025	1,000	1,161
Pennsylvania State, GO 5.000%, 09/15/2024 5.000%, 08/15/2025 5.000%, 01/01/2026	2,000 1,995 5,000	2,372 2,429 6,153
Pennsylvania State, Higher Educational Facilities Authority, Drexel University, RB 5.000%, 05/01/2027	1,150	1,438
Pennsylvania State, Higher Educational Facilities Authority, RB 5.000%, 06/15/2026	1,000	1,230
Pennsylvania State, Higher Educational Facilities Authority, Ser A, RB, AGM 5.000%, 06/15/2027	750	954
Pennsylvania State, Higher Educational Facilities Authority, State System of Higher Education, RB Callable 06/15/2027 @ 100 5.000%, 06/15/2028	1,500	1,874

SCHEDULE OF INVESTMENTS

August 31, 2020

Pennsylvania Municipal Bond Fund (Continued)

Description	Face Amount (Thousands)	Market Value (\$ Thousands)	Description	Face Amount (Thousands)	Market Value (\$ Thousands)
MUNICIPAL BONDS (continued)			MUNICIPAL BONDS (continued)		
Pennsylvania State, Higher Educational Facilities Authority, State System of Higher Education, Ser A, RB 5.000%, 06/15/2026	\$ 1,500	\$ 1,844	Pennsylvania State, Turnpike Commission, Ser A, RB Callable 12/01/2026 @ 100 5.000%, 12/01/2027	\$ 325	\$ 407
Pennsylvania State, Higher Educational Facilities Authority, Trustees of the University of Pennsylvania, RB 5.000%, 08/15/2026	800	1,005	Pennsylvania State, Turnpike Commission, Ser B, RB 5.000%, 12/01/2024 5.000%, 12/01/2025	550 600	651 732
Pennsylvania State, Higher Educational Facilities Authority, Trustees of the University of Pennsylvania, Ser A, RB 5.000%, 02/15/2027	860	1,095	Pennsylvania State, Turnpike Commission, Sub-Ser, RB Callable 12/01/2027 @ 100 5.000%, 12/01/2028	500	631
Pennsylvania State, Higher Educational Facilities Authority, University of Pennsylvania Health System, RB 5.000%, 08/15/2027	1,000	1,278	Perkiomen Valley, School District, GO Callable 03/01/2024 @ 100 5.000%, 03/01/2025	1,250	1,450
Pennsylvania State, Higher Educational Facilities Authority, University of the Sciences Project, RB 5.000%, 11/01/2020 5.000%, 11/01/2022	500 660	502 692	Philadelphia, Airport Revenue Authority, Ser A, AMT, RB Callable 06/15/2025 @ 100 5.000%, 06/15/2026	1,000	1,166
Pennsylvania State, Housing Finance Agency, Ser 114A, AMT, RB Callable 10/01/2021 @ 100 3.350%, 10/01/2026	1,725	1,768	Philadelphia, Airport Revenue Authority, Ser B, AMT, RB 5.000%, 07/01/2027	2,500	3,068
Pennsylvania State, Infrastructure Investment Authority, Ser A, RB 5.000%, 01/15/2028	3,000	3,938	Philadelphia, Authority for Industrial Development, RB 5.000%, 10/01/2029	1,000	1,274
Pennsylvania State, Infrastructure Investment Authority, Ser A, RB Callable 05/15/2025 @ 100 5.000%, 05/15/2026	3,000	3,658	Philadelphia, Gas Works Revenue Authority, RB 5.000%, 10/01/2025 5.000%, 08/01/2027	1,290 1,705	1,522 2,093
Pennsylvania State, Public School Building Authority, City of Harrisburg, Ser S, RB, AGM Callable 12/01/2026 @ 100 5.000%, 12/01/2027	1,000	1,230	Philadelphia, Gas Works Revenue Authority, RB Callable 08/01/2025 @ 100 5.000%, 08/01/2026	2,200	2,614
Pennsylvania State, Public School Building Authority, Lehigh Career & Technical Institute Project, RB, BAM Callable 10/01/2025 @ 100 5.000%, 10/01/2027	1,635	1,947	Philadelphia, Gas Works Revenue Authority, RB Callable 10/01/2026 @ 100 5.000%, 10/01/2029	2,000	2,439
Pennsylvania State, Ser A, COP 5.000%, 07/01/2027	500	632	Philadelphia, GO, AGM 5.000%, 08/01/2027	750	967
Pennsylvania State, Ser A, COP Callable 01/30/2028 @ 100 5.000%, 07/01/2028	400	513	Philadelphia, Industrial Development Authority, National Board of Medical Examiners Project, RB 5.000%, 05/01/2023	500	560
Pennsylvania State, Turnpike Commission, RB 5.000%, 12/01/2023	500	562	Philadelphia, Industrial Development Authority, National Board of Medical Examiners Project, RB Callable 05/01/2026 @ 100 5.000%, 05/01/2028	1,005	1,236
Pennsylvania State, Turnpike Commission, Ser A, RB 5.000%, 12/01/2025	850	1,037	Philadelphia, Industrial Development Authority, Temple University Project, Ser 2015, RB 5.000%, 04/01/2025	1,000	1,187

Description	Face Amount (Thousands)	Market Value (\$ Thousands)
MUNICIPAL BONDS (continued)		
Philadelphia, Industrial Development Authority, The Children's Hospital of Philadelphia Project, RB 5.000%, 07/01/2027	\$ 400	\$ 507
Philadelphia, School District, Ser A, GO 5.000%, 09/01/2027	2,850	3,581
Philadelphia, School District, Ser F, GO 5.000%, 09/01/2023	1,000	1,129
Philadelphia, Ser A, GO 5.000%, 08/01/2026	1,000	1,235
Philadelphia, Ser A, GO 5.000%, 08/01/2027	1,000	1,266
Philadelphia, Water & Wastewater Revenue Authority, Ser A, RB 5.000%, 11/01/2027	725	933
Philadelphia, Water & Wastewater Revenue Authority, Ser B, RB 5.000%, 11/01/2026	475	598
Philadelphia, Water & Wastewater Revenue Authority, Ser B, RB 5.000%, 11/01/2027	1,800	2,317
Pittsburgh & Allegheny County, Sports & Exhibition Parking Authority, RB, BAM 5.000%, 12/15/2027	1,000	1,265
Pittsburgh, GO 5.000%, 09/01/2027	415	535
Pittsburgh, Public Parking Authority, Ser A, RB Callable 06/01/2025 @ 100 5.000%, 12/01/2025	1,060	1,264
Pittsburgh, School District, GO, AGM Callable 03/01/2025 @ 100 5.000%, 09/01/2025	1,000	1,209
Pittsburgh, Water & Sewer Authority, Ser A, RB, AGM 5.000%, 09/01/2026	2,000	2,511
Pittsburgh, Water & Sewer Authority, Ser A, RB, AGM 5.000%, 09/01/2029	750	1,008
Plum Boro, School District, Ser A, GO, BAM Callable 09/15/2023 @ 100 5.000%, 09/15/2024	1,000	1,129
Quaker Valley, School District, GO Callable 04/01/2030 @ 100 5.000%, 10/01/2030	250	341
Quaker Valley, School District, GO 5.000%, 10/01/2031	325	440
Rose Tree Media, School District, Ser B, GO Callable 08/01/2021 @ 100 5.000%, 02/01/2025	1,500	1,565
Seneca Valley, School District, Ser C, GO Callable 03/01/2025 @ 100 5.000%, 03/01/2027	1,000	1,201
Souderton Area, School District, GO 5.000%, 11/01/2024	1,000	1,187
Southcentral Pennsylvania, General Revenue Authority, Wellspan Health Obligated, RB 5.000%, 06/01/2024	535	620
Southcentral Pennsylvania, General Revenue Authority, Wellspan Health Obligated, RB 5.000%, 06/01/2025	500	598

Description	Face Amount (Thousands)	Market Value (\$ Thousands)
MUNICIPAL BONDS (continued)		
Southeastern Pennsylvania, Transportation Authority, RB 5.000%, 03/01/2026	\$ 1,620	\$ 2,005
Southeastern Pennsylvania, Transportation Authority, RB 5.000%, 03/01/2027	1,000	1,272
Southeastern Pennsylvania, Transportation Authority, RB Callable 09/01/2027 @ 100 5.000%, 03/01/2028	725	936
State College Area, School District, GO 5.000%, 05/15/2028	280	372
State College Area, School District, GO Callable 05/15/2028 @ 100 5.000%, 05/15/2029	375	493
Swarthmore, Borough Authority, Swarthmore College Project, RB Callable 09/15/2025 @ 100 5.000%, 09/15/2026	1,255	1,546
Unionville-Chadds Ford, School District, GO 5.000%, 06/01/2026	1,000	1,258
Westmoreland County, Municipal Authority, RB, BAM 5.000%, 08/15/2024	1,000	1,153
Westmoreland County, Municipal Authority, RB, BAM 5.000%, 08/15/2026	610	738
Westmoreland County, Municipal Authority, RB, BAM Callable 08/15/2025 @ 100 5.000%, 08/15/2026	1,000	1,224
Westmoreland County, Ser A, GO Callable 06/01/2023 @ 100 5.000%, 12/01/2023	700	786
Wilkes-Barre, Finance Authority, University of Scranton Project, Ser A, RB 5.000%, 11/01/2025	1,000	1,207
Total Municipal Bonds (Cost \$159,007) (\$ Thousands)		170,888
	Shares	
CASH EQUIVALENT — 0.2%		
SEI Daily Income Trust, Government Fund, CI F 0.010%***	264,046	264
Total Cash Equivalent (Cost \$264) (\$ Thousands)		264
Total Investments in Securities — 99.0% (Cost \$159,271) (\$ Thousands)		\$ 171,152

SCHEDULE OF INVESTMENTS

August 31, 2020

Pennsylvania Municipal Bond Fund (Concluded)

Percentages are based on Net Assets of \$172,948 (\$ Thousands).

* Investment in Affiliated Security (see Note 4).

** The rate reported is the 7-day effective yield as of August 31, 2020.

(A) Pre-Refunded Securities — The maturity date shown is the pre-refunded date.

(B) Variable or floating rate security, the interest rate of which adjusts periodically based on prevailing interest rates.

AGM— Assured Guaranty Municipal

AMT — Alternative Minimum Tax

BAM — Build America Mutual

CI — Class

COP— Certificate of Participation

GO — General Obligation

NATL— National Public Finance Guarantee Corporation

RB — Revenue Bond

Ser — Series

The following is a list of the level of inputs as of August 31, 2020, in valuing the Fund's investments carried at value (\$ Thousands):

	Level 1 (\$)	Level 2 (\$)	Level 3 (\$)	Total (\$)
Investments in Securities				
Municipal Bonds	–	170,888	–	170,888
Cash Equivalent	264	–	–	264
Total Investments in Securities	<u>264</u>	<u>170,888</u>	<u>–</u>	<u>171,152</u>

As of August 31, 2020, there were no transfers in or out of Level 3.

For more information on valuation inputs, see Note 2 — Significant Accounting Policies in Notes to Financial Statements.

The following is a summary of the transactions with affiliates for the year ended August 31, 2020 (\$ Thousands):

Security Description	Value 8/31/19	Purchases at Cost	Proceeds from Sales	Realized Gain/(Loss)	Change in Unrealized Appreciation/(Depreciation)	Value 8/31/20	Shares	Income	Capital Gains
SEI Daily Income Trust, Government Fund, CI F	\$ 1,469	\$ 27,529	\$ (28,734)	\$ -	\$ -	\$ 264	264,046	\$ 11	\$ -

Amounts designated as “–” are \$0.

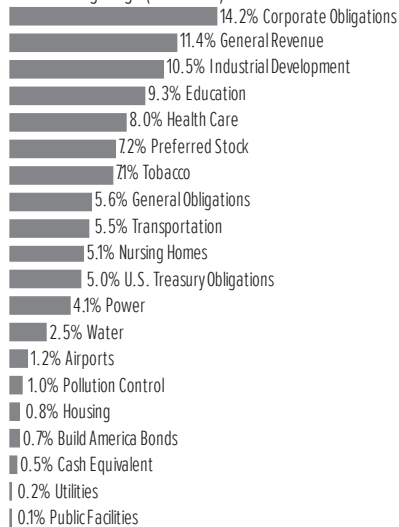
The accompanying notes are an integral part of the financial statements.

SCHEDULE OF INVESTMENTS

August 31, 2020

Tax-Advantaged Income Fund

Sector Weightings (Unaudited)*:



*Percentages based on total investments.

Description	Face Amount (Thousands)	Market Value (\$ Thousands)
-------------	----------------------------	--------------------------------

MUNICIPAL BONDS — 73.0%

Alabama — 1.5%

Alabama State, Special Care Facilities Financing Authority, Methodist Home for the Aging Project, Ser S, RB Callable 06/01/2026 @ 100 5.750%, 06/01/2045	\$ 800	\$ 812
Central Etowah County, Solid Waste Disposal Authority, RB Callable 07/01/2025 @ 103 6.000%, 07/01/2045 (A)	795	790
Jefferson County, Sewer Revenue Authority, Ser D, RB Callable 10/01/2023 @ 105 6.500%, 10/01/2053	12,000	13,985
Lower Alabama, Gas District, Ser A, RB 5.000%, 09/01/2046	1,500	2,110
Southeast Alabama, Gas Supply District, Ser A, RB Callable 03/01/2024 @ 100 4.000%, 06/01/2049 (B)	1,565	1,732
		<u>19,429</u>

Alaska — 0.0%

Alaska State, Industrial Development & Export Authority, Boys & Girls Home Project, RB 6.000%, 12/01/2036 (C)	200	10
--	-----	----

Description	Face Amount (Thousands)	Market Value (\$ Thousands)
-------------	----------------------------	--------------------------------

MUNICIPAL BONDS (continued)

Arizona — 1.9%

Arizona State, Health Facilities Authority, Phoenix Children's Hospital Project, Ser A, RB Callable 02/01/2022 @ 100 5.000%, 02/01/2042	\$ 2,500	\$ 2,616
Arizona State, Industrial Development Authority, Basis Schools Projects, Ser A, RB Callable 07/01/2026 @ 100 5.375%, 07/01/2050 (A)	1,090	1,166
Arizona State, Industrial Development Authority, Legacy Cares Project, RB Callable 07/01/2027 @ 103 7.750%, 07/01/2050 (A)	3,000	2,955
Arizona State, Industrial Development Authority, Master Academy Mountain Vista Campus Project, RB Callable 12/15/2026 @ 100 5.250%, 12/15/2038 (A)	1,510	1,609
La Paz County, Industrial Development Authority, Charter School Solutions-Harmony Project, RB 5.000%, 02/15/2028	400	453
Maricopa County, Industrial Development Authority, Ser A, RB Callable 09/01/2028 @ 100 4.125%, 09/01/2042	2,500	2,814
Phoenix, Civic Improvement, RB Callable 07/01/2029 @ 100 5.000%, 07/01/2044	4,625	5,566
Pima County, Industrial Development Authority, American Leadership Academy Project, RB Callable 06/15/2022 @ 100 5.000%, 06/15/2052 (A)	3,565	3,570
Pima County, Industrial Development Authority, Paideia Academics Project, RB Callable 07/01/2025 @ 100 5.250%, 07/01/2049	1,050	1,053
Pima County, Industrial Development Authority, Tucson Country Day School Project, RB Callable 10/01/2020 @ 100 5.000%, 06/01/2037	265	265
Pima County, Industrial Development Authority, Tucson Electric Power Project, Ser A, RB 4.950%, 10/01/2020	500	502
Tempe, Industrial Development Authority, Mirabella at ASU Project, Ser A, RB Callable 10/01/2027 @ 100 6.125%, 10/01/2052 (A)	500	513

SCHEDULE OF INVESTMENTS

August 31, 2020

Tax-Advantaged Income Fund (Continued)

Description	Face Amount (Thousands)	Market Value (\$ Thousands)
MUNICIPAL BONDS (continued)		
Tempe, Industrial Development Authority, Mirabella at ASU Project, Ser B, RB Callable 10/01/2020 @ 100 4.000%, 10/01/2023 (A)	\$ 1,000	\$ 997
		24,079
Arkansas — 0.6%		
Arkansas State, Development Finance Authority, Big River Steel Project, AMT, RB Callable 09/01/2026 @ 103 4.500%, 09/01/2049 (A)	4,250	4,286
Arkansas State, Development Finance Authority, Big River Steel Project, AMT, RB Callable 09/01/2027 @ 103 4.750%, 09/01/2049 (A)	3,000	3,045
		7,331
California — 7.2%		
Bay Area, Toll Authority, Ser S4, RB Pre-Refunded @ 100 5.250%, 04/01/2023 (D)	5,000	5,652
California State, Community Housing Agency, Annadel Apartments, Ser A, RB Callable 04/01/2029 @ 100 5.000%, 04/01/2049 (A)	1,000	1,120
California State, Community Housing Agency, Ser A, RB Callable 08/01/2030 @ 100 5.000%, 08/01/2050 (A)	1,000	1,135
California State, Community Housing Agency, Serenity at Larkspur, Ser A, RB Callable 02/01/2030 @ 100 5.000%, 02/01/2050 (A)	1,000	1,130
California State, Community Housing Agency, Verdant at Green Valley Project, Ser S, RB Callable 08/01/2029 @ 100 5.000%, 08/01/2049 (A)	2,500	2,809
California State, Educational Facilities Authority, Loma Linda University, Ser A, RB Callable 04/01/2027 @ 100 5.000%, 04/01/2042	5,200	5,898
California State, Health Facilities Financing Authority, RB 0.020%, 09/01/2028 (B)(E)	300	300
California State, Infrastructure & Economic Development Bank, RB 6.186%, 01/01/2035 (F)	1,000	406
California State, Municipal Finance Authority, Azusa Pacific University Project, Ser B, RB Pre-Refunded @ 100 7.750%, 04/01/2021 (A)(D)	1,360	1,420

Description	Face Amount (Thousands)	Market Value (\$ Thousands)
MUNICIPAL BONDS (continued)		
California State, Municipal Finance Authority, California Baptist University Project, Ser A, RB Callable 11/01/2026 @ 100 5.000%, 11/01/2046 (A)	\$ 1,000	\$ 1,030
California State, Municipal Finance Authority, Community Medical Centers Project, Ser A, RB Callable 02/01/2027 @ 100 5.000%, 02/01/2047	1,950	2,238
California State, Municipal Finance Authority, United Airlines Project, AMT, RB 4.000%, 07/15/2029	2,000	1,997
California State, Pollution Control Financing Authority, San Jose Water Project, AMT, RB Callable 11/01/2026 @ 100 4.750%, 11/01/2046	1,500	1,710
California State, Pollution Control Financing Authority, Waste Management Project, Ser A3, AMT, RB Callable 07/01/2025 @ 100 4.300%, 07/01/2040	1,500	1,698
California State, Regents of the University, Ser N, RB Callable 11/15/2119 @ 100 3.706%, 05/15/2120	4,000	4,595
California State, School Finance Authority, Downtown Prep-Obligated Group, RB Callable 06/01/2026 @ 100 5.000%, 06/01/2046 (A) 5.000%, 06/01/2051 (A)	1,000 1,000	1,042 1,039
California State, Statewide Communities Development Authority, California Baptist University Project, RB 6.500%, 11/01/2021 (G)	200	208
California State, Statewide Communities Development Authority, Loma Linda University Medical Center Project, RB Callable 06/01/2028 @ 100 5.500%, 12/01/2058 (A)	2,150	2,364
California State, Statewide Communities Development Authority, Loma Linda University Medical Center Project, Ser A, RB Callable 06/01/2026 @ 100 5.000%, 12/01/2041 (A)	2,500	2,727
California State, Statewide Financing Authority, Tobacco Settlement, Ser B, RB Callable 10/01/2020 @ 100 6.000%, 05/01/2037	7,500	7,528

Description	Face Amount (Thousands)	Market Value (\$ Thousands)
MUNICIPAL BONDS (continued)		
Chino, Public Financing Authority, SAB Callable 09/01/2022 @ 100 5.000%, 09/01/2027	\$ 1,280	\$ 1,369
5.000%, 09/01/2030	1,000	1,061
5.000%, 09/01/2034	900	948
Fremont, Community Facilities District No. 1, Pacific Commons Project, SAB Callable 09/01/2025 @ 100 5.000%, 09/01/2040	2,000	2,205
Imperial, Irrigation District, Electric System Revenue, Ser C, RB Pre-Refunded @ 100 5.000%, 11/01/2020 (D)	1,540	1,552
Long Beach, Towne Center Project, SAB Callable 10/01/2020 @ 100 5.400%, 10/01/2023	650	666
Morongo, Band of Mission Indians, Ser B, RB Callable 10/01/2028 @ 100 5.000%, 10/01/2042 (A)	1,000	1,094
M-S-R, Energy Authority, Ser C, RB 6.500%, 11/01/2039	5,885	9,352
Northern California, Tobacco Securitization Authority, Sub-Ser B, RB Callable 09/16/2020 @ 24 7.218%, 06/01/2045 (F)	11,000	2,609
Northern California, Tobacco Securitization Authority, Sub-Ser C, RB Callable 09/16/2020 @ 20 10.975%, 06/01/2045 (F)	23,685	4,443
Palomar Pomerado, Health Care Authority, Ser D, COP Pre-Refunded @ 100 5.250%, 11/01/2020 (D)	320	323
Poway, School Facilities Improvement Authority, Unified School District Capital Appreciation Project, GO 12.166%, 08/01/2038 (F)	5,410	3,652
Roseville, West Park Community Facilities Authority, SAB Callable 09/01/2025 @ 100 5.000%, 09/01/2030	1,000	1,148
5.000%, 09/01/2031	1,000	1,141
5.000%, 09/01/2032	1,000	1,136
San Clemente, Special Tax Community, GO Callable 09/01/2025 @ 100 5.000%, 09/01/2046	1,100	1,211
San Francisco City & County, Successor Redevelopment Agency, Mission Bays Public Improvement Project, SAB Callable 08/01/2022 @ 100 5.000%, 08/01/2030	1,000	1,060

Description	Face Amount (Thousands)	Market Value (\$ Thousands)
MUNICIPAL BONDS (continued)		
Southern California, Tobacco Securitization Authority, RB Callable 09/16/2020 @ 21 7.157%, 06/01/2046 (F)	\$ 12,000	\$ 2,461
Southern California, Tobacco Securitization Authority, RB Callable 12/01/2029 @ 26 5.805%, 06/01/2054 (F)	5,700	971
Stockton, Public Financing Authority, Delta Water Supply Project, Ser A, RB Pre-Refunded @ 100 6.250%, 10/01/2023 (D)	2,500	2,961
Tustin, Community Facilities District, GO Callable 09/01/2025 @ 100 5.000%, 09/01/2040	750	834
Windsor, Unified School District, Election 2008, Ser D, GO 12.674%, 08/01/2035 (F)	1,800	1,266
		<u>91,509</u>
Colorado — 2.0%		
Aviation Station North, Metropolitan District No. 2, Ser A, GO Callable 09/01/2024 @ 103 5.000%, 12/01/2039	500	511
5.000%, 12/01/2048	500	506
Brighton Crossing, Metropolitan District No. 4, Ser A, GO Callable 12/01/2022 @ 103 5.000%, 12/01/2037	525	544
Broadway Station, Metropolitan District No. 3, GO Callable 06/01/2024 @ 103 5.000%, 12/01/2049	500	505
Colorado State, Catholic Health Initiatives, RB 5.250%, 01/01/2045	1,250	1,391
Colorado State, E-470 Public Highway Authority, Ser C, RB Callable 09/01/2020 @ 100 5.375%, 09/01/2026	2,500	2,500
Colorado State, Educational & Cultural Facilities Authority, Eagle Ridge Academy Project, RB Callable 11/01/2021 @ 100 3.625%, 11/01/2026 (A)	685	688
Colorado State, Health Facilities Authority, Advent Health Obligation, RB Callable 11/15/2029 @ 100 4.000%, 11/15/2043	1,000	1,142

SCHEDULE OF INVESTMENTS

August 31, 2020

Tax-Advantaged Income Fund (Continued)

Description	Face Amount (Thousands)	Market Value (\$ Thousands)
MUNICIPAL BONDS (continued)		
Colorado State, Health Facilities Authority, Common Spirit Health, Ser A, RB Callable 08/01/2029 @ 100 4.000%, 08/01/2049	\$ 5,000	\$ 5,504
Colorado State, Health Facilities Authority, Frasier Meadows Retirement Community, RB 5.000%, 05/15/2022	500	539
Colorado State, Public Energy Authority, RB 6.250%, 11/15/2028	650	835
Cornerstar, Metropolitan District, Ser A, GO 3.500%, 12/01/2021	500	503
Denver, International Business Center Metropolitan District No. 1, Sub-Ser B, GO Callable 06/01/2024 @ 103 6.000%, 12/01/2048	1,145	1,184
Denver, Regional Transportation District, Denver Transportation Partners Project, RB Callable 10/01/2020 @ 100 6.000%, 01/15/2034	500	501
Dominion, Water & Sanitation District, RB Callable 12/01/2021 @ 102 6.000%, 12/01/2046	1,470	1,534
Hunters Overlook, Metropolitan District No. 5, Ser A, GO Callable 09/01/2024 @ 103 5.000%, 12/01/2049	750	766
Prairie Center, Metropolitan District No. 3, Ser A, RB Callable 12/15/2026 @ 100 5.000%, 12/15/2041 (A)	875	891
Sabell, Metropolitan District, Ser A, GO Callable 03/01/2025 @ 103 5.000%, 12/01/2050 (A)	455	460
Serenity Ridge, Metropolitan District No. 2, Ser A, GO Callable 12/01/2023 @ 103 5.125%, 12/01/2037	550	568
Solaris, Metropolitan District No. 3, Ser A, GO Callable 12/01/2021 @ 103 5.000%, 12/01/2046	1,880	1,924
Sterling Ranch, Community Authority Board, Sub-Ser B, RB Callable 12/15/2022 @ 102 7.500%, 12/15/2047	1,090	1,119
Village at Dry Creek, Metropolitan District No. 2, GO Callable 09/01/2024 @ 103 4.375%, 12/01/2044	935	890

Description	Face Amount (Thousands)	Market Value (\$ Thousands)
MUNICIPAL BONDS (continued)		
Whispering Pines, Metropolitan District No. 1, Ser A, GO Callable 12/01/2022 @ 103 5.000%, 12/01/2047	\$ 500	\$ 508
		25,513
Connecticut — 1.4%		
Connecticut State, Health & Educational Facility Authority, Church Home of Hartford Project, RB Callable 09/01/2026 @ 100 5.000%, 09/01/2046 (A)	1,000	1,026
5.000%, 09/01/2053 (A)	1,500	1,529
Connecticut State, Higher Education Supplement Loan Authority, Ser S, AMT, RB 5.000%, 11/15/2022	425	457
Connecticut State, Special Tax Revenue, Ser A, RB Callable 09/01/2026 @ 100 4.000%, 09/01/2036	5,000	5,561
Connecticut State, Special Tax Revenue, Special Tax Callable 05/01/2030 @ 100 5.000%, 05/01/2038	5,500	6,979
New Haven, Ser A, GO 5.000%, 08/01/2026	580	672
5.000%, 08/01/2027	1,000	1,177
		17,401
Delaware — 0.2%		
Delaware State, Economic Development Authority, Newark Charter School Project, RB Callable 03/01/2022 @ 100 5.000%, 09/01/2042	425	440
4.625%, 09/01/2032	1,635	1,691
		2,131
Florida — 3.0%		
Alachua County, Health Facilities Authority, Oak Hammock University Project, Ser A, RB Callable 10/01/2022 @ 102 8.000%, 10/01/2032	500	553
8.000%, 10/01/2042	1,000	1,097
Atlantic Beach, Health Care, Fleet Landing Project, Ser B, RB Callable 11/15/2023 @ 100 5.625%, 11/15/2043	1,325	1,405

Description	Face Amount (Thousands)	Market Value (\$ Thousands)
MUNICIPAL BONDS (continued)		
Broward County, Airport System Revenue, Ser Q1, RB Pre-Refunded @ 100 5.000%, 10/01/2022 (D)	\$ 2,000	\$ 2,198
Capital Trust Agency, First Mortgage Revenue, Tapestry Walden Project, RB 6.750%, 07/01/2037 (A)(C)	1,585	951
Capital Trust Agency, H-Bay Ministries, RB Callable 07/01/2023 @ 103 5.000%, 07/01/2053	750	409
Capital Trust Agency, Renaissance Charter School Project, RB Callable 06/15/2026 @ 100 5.000%, 06/15/2049 (A)	1,000	1,043
Capital Trust Agency, Wonderful Foundations Charter, RB Callable 07/01/2030 @ 100 5.000%, 01/01/2055 (A)	3,500	3,483
Central Florida, Expressway Authority, Ser B, RB Callable 07/01/2029 @ 100 5.000%, 07/01/2044	7,500	9,371
Florida State, Development Finance, Surface Transportation Facility, AMT, RB Callable 10/01/2020 @ 105 6.500%, 01/01/2049 (A)(B)	2,500	2,161
Florida State, Developmental Finance Authority, Renaissance Charter School Project, Ser A, RB 6.500%, 06/15/2021 (G)	200	206
Florida State, Higher Educational Facilities Financial Authority, Jacksonville University, RB Callable 06/01/2028 @ 100 4.500%, 06/01/2033 (A)	500	488
Florida State, Village Community Development District No. 10, SAB Callable 05/01/2023 @ 100 6.000%, 05/01/2044	1,875	2,062
Florida State, Village Community Development District No. 12, SAB 3.250%, 05/01/2023 (A)	995	1,014
Jacksonville, Health Care Facilities, Brooks Rehabilitation Project, RB Callable 11/01/2029 @ 100 4.000%, 11/01/2045	500	560
Miami-Dade County, Special Obligation, RB Callable 10/01/2026 @ 82 4.365%, 10/01/2032 (F)	2,900	2,058
Miami-Dade County, Transit System, RB Callable 07/01/2028 @ 100 4.000%, 07/01/2045	3,000	3,441

Description	Face Amount (Thousands)	Market Value (\$ Thousands)
MUNICIPAL BONDS (continued)		
Midtown Miami, Community Development District, Parking Garage Project, Ser A, SAB Callable 05/01/2023 @ 100 5.000%, 05/01/2029	\$ 990	\$ 1,035
Palm Beach County, Health Facilities Authority, Sinai Residences Project, RB Callable 06/01/2022 @ 102 7.500%, 06/01/2049	1,000	1,065
Sarasota County, Health Facilities Authority, Sunnyside Village Project, RB Callable 05/15/2025 @ 103 5.000%, 05/15/2033 4.000%, 05/15/2028	630 1,205	686 1,280
Seminole County, Industrial Development Authority, Legacy Pointe at UCF Project, RB Callable 11/15/2026 @ 103 5.750%, 11/15/2054	685	629
Trout Creek, Community Development District, SAB 5.000%, 05/01/2028 4.500%, 05/01/2023	355 155	376 157
		37,728
Georgia — 3.2%		
Atlanta, Department of Aviation, Airport & Marina Revenue, Ser B, RB Callable 01/01/2022 @ 100 5.000%, 01/01/2042	3,000	3,137
Gainesville & Hall County, Development Authority, Riverside Military Academy Project, RB Callable 03/01/2027 @ 100 5.000%, 03/01/2047	1,500	1,345
Georgia State, Main Street Natural Gas, Ser C, RB Callable 06/01/2026 @ 100 4.000%, 03/01/2050 (B)	3,120	3,632
Georgia State, Municipal Electric Authority, Plant Voltage Units 3 & 4 Project, RB Callable 07/01/2025 @ 100 5.000%, 07/01/2060	5,000	5,601
Georgia State, Municipal Electric Authority, Plant Voltage Units 3 & 4 Project, RB Callable 07/01/2028 @ 100 5.000%, 01/01/2059 5.000%, 01/01/2063 4.000%, 01/01/2049	500 1,700 1,000	596 2,045 1,126
Georgia State, Municipal Electric Authority, RB, BAM 6.655%, 04/01/2057 6.637%, 04/01/2057	2,261 3,742	3,330 5,522

SCHEDULE OF INVESTMENTS

August 31, 2020

Tax-Advantaged Income Fund (Continued)

Description	Face Amount (Thousands)	Market Value (\$ Thousands)
MUNICIPAL BONDS (continued)		
Houston County, Healthcare System, RB Callable 04/01/2024 @ 100 5.000%, 10/01/2031 (B)	\$ 12,300	\$ 13,128
Main Street Natural Gas, Ser A, RB 5.000%, 05/15/2049	1,000	1,440
		40,902
Idaho — 0.1%		
Idaho State, Health Facilities Authority, Valley Health Group, RB 4.000%, 11/15/2027	1,065	1,029
Idaho State, Housing & Finance Association, Compass Charter School Project, Ser A, RB Callable 07/01/2028 @ 100 4.625%, 07/01/2029 (A)	365	383
		1,412
Illinois — 8.3%		
Belleville, Frank Scott Parkway Redevelopment Project, Ser A, TA Callable 10/01/2020 @ 100 5.700%, 05/01/2036	250	239
Chicago, Board of Education, GO, NATL 4.596%, 12/01/2023 (F)	545	506
Chicago, Board of Education, Ser A, GO Callable 12/01/2028 @ 100 5.000%, 12/01/2033	2,750	3,112
	1,400	1,580
	1,500	1,694
Chicago, Board of Education, Ser C, GO 5.000%, 12/01/2026	1,000	1,144
	500	578
Chicago, Board of Education, Ser C, GO Callable 12/01/2024 @ 100 5.250%, 12/01/2035	2,500	2,694
Chicago, Board of Education, Ser D, GO Callable 12/01/2028 @ 100 5.000%, 12/01/2046	5,000	5,477
Chicago, Board of Education, Ser G, GO Callable 12/01/2027 @ 100 5.000%, 12/01/2034	3,000	3,344
Chicago, Neighborhoods Alive 21 Program, Ser 2002B, GO Callable 01/01/2025 @ 100 5.500%, 01/01/2034	1,750	1,914
Chicago, O'Hare International Airport, Ser A, AMT, RB 5.000%, 01/01/2021	2,235	2,264
Chicago, O'Hare International Airport, Ser D, RB Callable 01/01/2027 @ 100 5.000%, 01/01/2052	3,125	3,593

Description	Face Amount (Thousands)	Market Value (\$ Thousands)
MUNICIPAL BONDS (continued)		
Chicago, Project and Refunding, Ser 2005D, GO Callable 01/01/2025 @ 100 5.500%, 01/01/2034	\$ 3,500	\$ 3,827
	2,440	2,655
Chicago, Project and Refunding, Ser A, GO Callable 01/01/2027 @ 100 6.000%, 01/01/2038	10,500	12,094
Chicago, River Point Plaza Redevelopment Project, COP Callable 01/16/2023 @ 100 4.835%, 04/15/2028 (A)	1,800	1,820
Chicago, Sales Tax Revenue, Ser 2002, RB Pre-Refunded @ 100 5.000%, 01/01/2025 (D)	2,500	3,002
Chicago, Ser A, GO Callable 01/01/2024 @ 100 5.250%, 01/01/2033	2,000	2,138
Chicago, Transit Authority, Ser A, RB Callable 12/01/2029 @ 100 4.000%, 12/01/2050	3,000	3,298
Cook County, Ser A, GO Callable 11/15/2020 @ 100 5.250%, 11/15/2033	1,500	1,510
Illinois State, Finance Authority, American Water Capital, RB Callable 10/01/2029 @ 100 2.450%, 10/01/2039 (B)	1,250	1,347
Illinois State, Finance Authority, Better Housing Foundation Icarus Portfolio Project, RB 6.250%, 12/01/2052 (C)	1,485	—
Illinois State, Finance Authority, Carle Foundation Project, Ser A, RB Callable 08/15/2021 @ 100 6.000%, 08/15/2041	200	208
Illinois State, Finance Authority, Friendship Village of Schaumburg Project, RB Callable 02/15/2027 @ 100 5.125%, 02/15/2045	1,750	1,541
	1,750	1,603
Illinois State, Finance Authority, Friendship Village Schamurg Project, RB 5.000%, 02/15/2022	1,000	1,007
Illinois State, Finance Authority, Navistar International Project, RB 4.750%, 10/15/2040 (A)(B)	1,200	1,230
Illinois State, Finance Authority, Plymouth Place, RB Callable 05/15/2025 @ 100 5.000%, 05/15/2037	500	512
Illinois State, GO 5.500%, 05/01/2030	2,000	2,431

Description	Face Amount (Thousands)	Market Value (\$ Thousands)
MUNICIPAL BONDS (continued)		
Illinois State, GO Callable 07/01/2023 @ 100 5.500%, 07/01/2038	\$ 1,500	\$ 1,585
Illinois State, GO Callable 02/01/2024 @ 100 5.000%, 02/01/2039	5,000	5,238
Illinois State, GO Callable 05/01/2024 @ 100 5.000%, 05/01/2026	4,500	4,878
Illinois State, RB Callable 06/15/2023 @ 100 5.000%, 06/15/2026	2,000	2,173
Illinois State, Ser A, GO Callable 05/01/2028 @ 100 4.625%, 05/01/2037	2,500	2,664
Illinois State, Ser B, GO 5.000%, 12/01/2026	2,500	2,837
Illinois State, Ser D, GO 5.000%, 11/01/2027	6,000	6,772
Illinois State, Sports Facilities Authority, RB 5.000%, 06/15/2023	1,010	1,084
Illinois State, Sub-Ser D, RB Callable 06/15/2026 @ 100 3.000%, 06/15/2031	3,005	3,008
Metropolitan Pier & Exposition Authority, Ser B, RB, AGM 5.218%, 06/15/2045 (F)	7,500	3,139
Sales Tax Securitization, Ser A, RB 5.000%, 01/01/2029	1,250	1,534
Village of Hillside, RB Callable 01/01/2027 @ 100 5.000%, 01/01/2030	1,345	1,373
Will County, Community High School District No. 210 Lincoln-Way, GO, BAM-TCRS 5.604%, 01/01/2033 (F)	100	72
5.392%, 01/01/2031 (F)	300	233
4.967%, 01/01/2029 (F)	400	333
		<u>105,285</u>
Indiana — 1.5%		
Allen County, Storypoint Fort Wayne Project, RB Callable 01/15/2024 @ 104 6.750%, 01/15/2043 (A)	1,500	1,416
Chesterton, Economic Development Revenue, Storypoint Chesterton Project, Ser A, RB Callable 01/15/2024 @ 104 6.250%, 01/15/2043 (A)	2,675	2,524

Description	Face Amount (Thousands)	Market Value (\$ Thousands)
MUNICIPAL BONDS (continued)		
Indiana State, Finance Authority, Ohio River Bridge Project, AMT, RB Callable 07/01/2023 @ 100 5.000%, 07/01/2048	\$ 1,000	\$ 1,066
Indiana State, Finance Authority, Polyflow Project, AMT, RB Callable 03/01/2026 @ 103 7.000%, 03/01/2039 (A)	14,200	13,348
Vigo County, Hospital Authority, Union Hospital Project, RB Pre-Refunded @ 100 7.500%, 09/01/2021 (D)	685	717
		<u>19,071</u>
Iowa — 0.3%		
Iowa State, Finance Authority, Council Bluffs Project, RB 3.950%, 08/01/2023	250	250
Iowa State, Finance Authority, Deerfield Retirement Community Project, RB 0.000%, 05/15/2056 (C)	125	2
Iowa State, Finance Authority, Deerfield Retirement Community Project, RB Callable 11/15/2024 @ 100 5.400%, 11/15/2046 (B)	637	671
Iowa State, Finance Authority, Northcrest Project, Ser A, RB Callable 03/01/2024 @ 103 5.000%, 03/01/2028	1,465	1,582
Iowa State, Student Loan Liquidity, Ser A, AMT, RB 5.000%, 12/01/2026	725	842
		<u>3,347</u>
Kansas — 0.3%		
Kansas State, Development Finance Authority, Village of Shalom Project, Ser A, RB Callable 11/15/2023 @ 104 5.500%, 11/15/2038	1,025	1,037
Wichita, Presbyterian Manor Project, RB Callable 05/15/2026 @ 103 5.000%, 05/15/2050	600	574
Wichita, Presbyterian Manor Project, Ser I, RB Callable 05/15/2025 @ 103 5.000%, 05/15/2028	500	524
5.000%, 05/15/2047	1,000	970
Wyandotte County, Kansas City Unified Government, RB 7.252%, 09/01/2034 (A)(F)	2,500	1,051
		<u>4,156</u>

SCHEDULE OF INVESTMENTS

August 31, 2020

Tax-Advantaged Income Fund (Continued)

Description	Face Amount (Thousands)	Market Value (\$ Thousands)
MUNICIPAL BONDS (continued)		
Kentucky — 0.2%		
Kentucky State, Economic Development Finance Authority, Baptist Life Community Project, Ser S, RB Callable 11/15/2026 @ 100 6.250%, 11/15/2046	\$ 1,000	\$ 713
Kentucky State, Economic Development Finance Authority, Baptist Life Community Project, Ser S, RB Callable 11/15/2026 @ 100 6.000%, 11/15/2036	1,700	1,247
		<u>1,960</u>
Louisiana — 1.1%		
Louisiana State, Local Government Environmental Facilities & Community Development Authority, Cameron Parish GOMESA Project, RB Callable 11/01/2028 @ 100 5.650%, 11/01/2037 (A)	1,000	1,098
Louisiana State, Local Government Environmental Facilities & Community Development Authority, Jefferson Parish GOMESA Project, RB Callable 11/01/2029 @ 100 4.000%, 11/01/2044 (A)	500	470
Louisiana State, Local Government Environmental Facilities & Community Development Authority, Terrebonne Parish GOMESA Project, RB Callable 11/01/2028 @ 100 5.500%, 11/01/2039 (A)	900	958
Louisiana State, Local Government Environmental Facilities & Community Development Authority, Westlake Chemical Project, Ser A2, RB Callable 11/01/2020 @ 100 6.500%, 11/01/2035	750	755
Louisiana State, Public Facilities Authority, Ochsner Clinic Foundation Project, RB Pre-Refunded @ 100 6.500%, 05/15/2021 (D)	1,000	1,044
St. James Parish, Louisiana Revenue, NuStar Logistics, RB 6.100%, 06/01/2038 (A)(B)	6,000	7,083
St. John the Baptist Parish, Marathon Oil Project, RB 2.125%, 06/01/2037 (B) 2.000%, 06/01/2037 (B)	1,140 2,035	1,146 2,039
		<u>14,593</u>

Description	Face Amount (Thousands)	Market Value (\$ Thousands)
MUNICIPAL BONDS (continued)		
Maine — 0.3%		
Maine State, Finance Authority, Solid Waste Disposal, Coastal Resource, AMT, RB 5.375%, 12/15/2033 (A)(C)	\$ 2,000	\$ 1,100
Maine State, Health & Higher Educational Facilities Authority, Eastern Maine Health Care, Ser A, RB Callable 07/01/2026 @ 100 5.000%, 07/01/2046	2,600	2,799
		<u>3,899</u>
Maryland — 1.4%		
Maryland State, Health & Higher Educational Facilities Authority, Ascension Health Project, Ser B, RB Pre-Refunded @ 100 5.000%, 11/15/2021 (D)	4,500	4,760
Maryland State, Health & Higher Educational Facilities Authority, Johns Hopkins Health Center Project, Ser C, RB Pre-Refunded @ 100 5.000%, 05/15/2023 (D)	10,000	11,273
Prince George's County, Chesapeake Lighthouse Charter School Project, RB Callable 11/01/2026 @ 102 7.000%, 08/01/2048	1,500	1,718
		<u>17,751</u>
Massachusetts — 0.2%		
Massachusetts State, Development Finance Agency, Emerson College Project, Ser A, RB Callable 01/01/2028 @ 100 5.000%, 01/01/2040	1,600	1,828
Massachusetts State, Educational Financing Authority, Ser I, RB Callable 09/11/2020 @ 100 6.000%, 01/01/2028	175	178
		<u>2,006</u>
Michigan — 2.0%		
Detroit, GO 5.000%, 04/01/2026	1,000	1,081
Grand Traverse, Public School Academy Revenue and Refunding, RB Callable 10/01/2020 @ 100 5.000%, 11/01/2036	300	281
Michigan State, Finance Authority, Detroit Water and Sewerage Project, Senior Lien, RB Callable 07/01/2024 @ 100 5.000%, 07/01/2033	3,000	3,414

Description	Face Amount (Thousands)	Market Value (\$ Thousands)
MUNICIPAL BONDS (continued)		
Michigan State, Finance Authority, Local Government Loan Program, RB Callable 10/01/2024 @ 100 4.500%, 10/01/2029	\$ 5,750	\$ 6,037
Michigan State, Finance Authority, RB 4.300%, 09/01/2030	120	119
Michigan State, Finance Authority, RB Pre-Refunded @ 100 5.000%, 07/01/2022 (D)	4,500	4,890
Michigan State, Finance Authority, RB Callable 09/01/2030 @ 100 5.000%, 09/01/2050 4.800%, 09/01/2040	310 185	305 183
Michigan State, Tobacco Settlement Finance Authority, Ser B, RB Callable 09/16/2020 @ 12 9.383%, 06/01/2046 (F)	21,000	2,370
Michigan State, Tobacco Settlement Finance Authority, Ser C, RB Callable 06/01/2033 @ 11 16.362%, 06/01/2058 (F)	145,250	7,143
		<u>25,823</u>
Minnesota — 0.6%		
Independence, Beacon Academy Project, Ser A, RB 4.250%, 07/01/2026	885	913
Minneapolis, Education Authority, Twin Cities International School, RB Callable 12/01/2027 @ 100 5.000%, 12/01/2032 (A)	750	808
Minneapolis, NorthEast College Prep Project, RB Callable 07/01/2030 @ 100 5.000%, 07/01/2055	710	723
Shakopee, Senior Housing Revenue, Benedictine Living Community Project, RB Callable 05/01/2025 @ 100 5.850%, 11/01/2058 (A)(B)	500	496
St. Cloud, Health Care Revenue, Centracare Health System, RB Callable 05/01/2029 @ 100 4.000%, 05/01/2049	4,000	4,457
St. Cloud, Stride Academy Project, Ser A, RB 3.750%, 04/01/2026	415	282
		<u>7,679</u>
Missouri — 0.3%		
Lees Summit, Industrial Development Authority, John Knox Village Project, Ser A, RB Callable 08/15/2024 @ 102 5.000%, 08/15/2051	1,050	1,063

Description	Face Amount (Thousands)	Market Value (\$ Thousands)
MUNICIPAL BONDS (continued)		
Lees Summit, Special Obligation Tax, Summit Fair Project, TA 3.500%, 11/01/2023 (A)	\$ 335	\$ 332
St. Louis, Land Clearance for Redevelopment Authority, National Geospatial Intelligence, RB Callable 12/01/2026 @ 100 5.125%, 06/01/2046	2,425	2,675
		<u>4,070</u>
Montana — 0.1%		
Kalispel, Housing and Health Care Facilities, Immanuel Lutheran Project, RB Callable 05/15/2025 @ 102 5.250%, 05/15/2052	1,500	1,466
Nebraska — 0.6%		
Central Plains, Energy Project No. 3, RB Callable 09/01/2022 @ 100 5.000%, 09/01/2042	5,000	5,380
Nebraska State, Public Power District, Ser A, RB Callable 01/01/2022 @ 100 5.000%, 01/01/2031	2,200	2,323
		<u>7,703</u>
Nevada — 0.7%		
Nevada State, Department of Business & Industry, Fulcrum Sierra Biofuels Project, AMT, RB Callable 12/15/2027 @ 100 5.125%, 12/15/2037 (A)	2,500	2,127
Nevada State, Department of Business & Industry, Fulcrum Sierra Biofuels Project, AMT, RB Callable 08/15/2028 @ 100 6.950%, 02/15/2038 (A)	3,000	3,051
Reno, Sub-Ser D, RB Callable 07/01/2028 @ 14 7.971%, 07/01/2058 (A)(F)	10,000	960
Reno, TRAN Callable 07/01/2038 @ 31 6.750%, 07/01/2058 (A)(F)	21,000	2,846
		<u>8,984</u>
New Hampshire — 0.2%		
New Hampshire State, Business Finance Authority, Ser B, AMT, RB Callable 07/01/2025 @ 100 3.750%, 07/01/2045 (A)(B)	500	502

SCHEDULE OF INVESTMENTS

August 31, 2020

Tax-Advantaged Income Fund (Continued)

Description	Face Amount (Thousands)	Market Value (\$ Thousands)
MUNICIPAL BONDS (continued)		
New Hampshire State, Health & Education Facilities Authority Act, Ser A, RB 5.000%, 08/01/2059	\$ 1,500	\$ 2,204
		2,706
New Jersey — 2.1%		
New Jersey State, Economic Development Authority, RB Callable 03/01/2023 @ 100 5.000%, 03/01/2024	1,055	1,148
New Jersey State, Economic Development Authority, Ser G, RB 5.969%, 09/01/2026 (A)	8,500	10,050
New Jersey State, Economic Development Authority, Sub-Ser A, RB Callable 07/01/2027 @ 100 3.125%, 07/01/2029	445	447
New Jersey State, Educational Facilities Authority, Stockton University, Ser A, RB Callable 07/01/2026 @ 100 5.000%, 07/01/2041	2,000	2,271
New Jersey State, Health Care Facilities Financing Authority, Hackensack Meridian Health Project, RB Callable 07/01/2027 @ 100 5.000%, 07/01/2057	2,250	2,633
New Jersey State, Tobacco Settlement Financing, Sub-Ser B, RB Callable 06/01/2028 @ 100 5.000%, 06/01/2046	3,770	4,268
New Jersey State, Transportation Trust Fund Authority, Ser A, RB 4.405%, 12/15/2030 (F)	1,000	741
New Jersey State, Transportation Trust Fund Authority, Transportation Program, Ser AA, RB Callable 06/15/2025 @ 100 5.250%, 06/15/2041	1,250	1,384
South Jersey, Port Authority, Marine Terminal Project, Ser R, AMT, RB 4.000%, 01/01/2021	550	553
South Jersey, Transportation Authority, Ser A, RB Callable 11/01/2024 @ 100 5.000%, 11/01/2039	2,500	2,733
		26,228
New Mexico — 0.2%		
Farmington, Pollution Control Authority, Public Service Project, Ser B, RB Callable 11/01/2020 @ 100 4.700%, 09/01/2024	2,000	2,013

Description	Face Amount (Thousands)	Market Value (\$ Thousands)
MUNICIPAL BONDS (continued)		
New York — 7.2%		
Build NYC Resource, NYU Law School Project, RB Callable 01/01/2026 @ 100 5.000%, 07/01/2041	\$ 1,500	\$ 1,545
Hempstead Town, Local Development, Academy Christian School Project, RB Callable 02/01/2028 @ 100 6.760%, 02/01/2048	1,000	1,101
Monroe County, Industrial Development, Ann's Community Project, RB Callable 01/01/2026 @ 103 5.000%, 01/01/2040	1,500	1,560
New York & New Jersey, Port Authority, AMT, RB Callable 11/01/2029 @ 100 4.000%, 11/01/2059	2,000	2,203
New York & New Jersey, Port Authority, JFK International Airport Terminal Project, RB Callable 12/01/2020 @ 100 6.000%, 12/01/2036	1,000	1,012
New York City, Industrial Development Agency, Yankee Stadium Project, RB, FGIC 0.998%, 03/01/2026 (B) 0.988%, 03/01/2025 (B)	425 400	407 387
New York Counties, Tobacco Trust IV, Ser E, RB Callable 09/16/2020 @ 11 16.667%, 06/01/2055 (F)	57,000	4,100
New York Counties, Tobacco Trust V, RB Callable 09/16/2020 @ 10 10.381%, 06/01/2055 (F)	28,000	1,536
New York State, Dormitory Authority, Pace University Project, Ser A, RB Pre-Refunded @ 100 5.000%, 05/01/2023 (D)	10	11
New York State, Dormitory Authority, Ser A, RB Callable 09/15/2028 @ 100 4.000%, 03/15/2048	8,000	9,058
New York State, Liberty Development Authority, Goldman Sachs Headquarters Project, RB 5.500%, 10/01/2037	1,000	1,448
New York State, Liberty Development Authority, World Trade Center Project, RB Callable 11/15/2021 @ 100 5.750%, 11/15/2051	4,000	4,219
New York State, Liberty Development Authority, World Trade Center Project, RB Callable 11/15/2024 @ 100 5.375%, 11/15/2040 (A) 5.000%, 11/15/2044 (A)	4,000 10,750	4,220 11,392

Description	Face Amount (Thousands)	Market Value (\$ Thousands)
MUNICIPAL BONDS (continued)		
New York State, Power Authority, Ser A, RB Callable 05/15/2030 @ 100 4.000%, 11/15/2055	\$ 2,000	\$ 2,332
New York State, Thruway Authority, Ser N, RB Callable 01/01/2030 @ 100 3.000%, 01/01/2048	2,135	2,241
New York State, Transportation Development Authority, LaGuardia Airport Terminal B Redevelopment Project, AMT, RB Callable 07/01/2024 @ 100 5.000%, 07/01/2046	3,985	4,269
New York State, Transportation Development, American Airlines, AMT, RB Callable 08/01/2021 @ 100 5.000%, 08/01/2031	4,500	4,485
New York State, Transportation Development, Delta Airlines, AMT, RB 5.000%, 01/01/2025	5,000	5,412
New York State, Transportation Development, Delta Airlines, AMT, RB Callable 01/01/2028 @ 100 5.000%, 01/01/2029	545	604
5.000%, 01/01/2031	1,000	1,100
5.000%, 01/01/2033	4,085	4,446
New York State, Transportation Development, JFK International Airport Project, AMT, RB Callable 08/01/2030 @ 100 5.250%, 08/01/2031	1,500	1,551
Onondaga County, Trust for Cultural Resources, Syracuse University Project, RB Callable 12/01/2029 @ 100 4.000%, 12/01/2049	4,440	5,116
Suffolk County, GO, RAN 5.000%, 03/19/2021	500	511
Suffolk, Tobacco Asset Securitization, Ser D, RB Callable 10/01/2020 @ 11 10.891%, 06/01/2048 (F)	15,000	1,397
TSASC, Tobacco Settlement Bond, RB Callable 06/01/2027 @ 100 5.000%, 06/01/2045	4,250	4,402
TSASC, Tobacco Settlement Bond, Ser A, RB Callable 06/01/2027 @ 100 5.000%, 06/01/2033	5,790	6,872
Ulster County, Capital Resource, Woodland Pond at New Paltz, RB Callable 09/15/2024 @ 103 5.250%, 09/15/2047	1,000	918
5.250%, 09/15/2053	2,500	2,258
		<u>92,113</u>

Description	Face Amount (Thousands)	Market Value (\$ Thousands)
MUNICIPAL BONDS (continued)		
North Carolina — 0.1%		
North Carolina State, Medical Care Commission, United Church Homes and Services, RB 5.000%, 09/01/2022	\$ 465	\$ 474
5.000%, 09/01/2023	610	627
North Carolina State, Medical Care Commission, United Church Homes and Services, RB Callable 09/01/2022 @ 100 4.000%, 09/01/2025	500	497
		<u>1,598</u>
Ohio — 3.8%		
Buckeye, Tobacco Settlement Financing Authority, Ser A2, RB Callable 06/01/2030 @ 100 4.000%, 06/01/2048	6,000	6,626
Buckeye, Tobacco Settlement Financing Authority, Ser B, RB Callable 06/01/2030 @ 22 5.700%, 06/01/2057 (F)	59,500	8,631
Buckeye, Tobacco Settlement Financing Authority, Ser B, RB Callable 06/01/2030 @ 100 5.000%, 06/01/2055	7,435	8,166
Butler County, Hospital Facilities Authority, UC Health Project, RB Pre-Refunded @ 100 5.500%, 11/01/2020 (D)	500	504
Cleveland-Cuyahoga County, Port Authority, Playhouse Square Foundation Project, RB Callable 12/01/2028 @ 100 5.000%, 12/01/2033	2,460	2,603
Franklin County, Convention Facilities Authority, Greater Columbus Convention Center, RB Callable 12/01/2029 @ 100 5.000%, 12/01/2044	4,000	3,829
Hamilton County, Health Care Facilities Authority, Christ Hospital Project, RB Pre-Refunded @ 100 5.500%, 06/01/2022 (D)	5,000	5,457
Lake County, Port & Economic Development Authority, 1st Mortgage - Tapestry Wickliffe, RB Callable 12/01/2027 @ 100 6.750%, 12/01/2052 (A)	1,750	1,225
Montgomery County, Trousdale Foundation Properties Project, RB Callable 04/01/2028 @ 100 6.000%, 04/01/2038 (A)	1,615	973

SCHEDULE OF INVESTMENTS

August 31, 2020

Tax-Advantaged Income Fund (Continued)

Description	Face Amount (Thousands)	Market Value (\$ Thousands)
MUNICIPAL BONDS (continued)		
Ohio State, Air Quality Development Authority, American Electric Corporation, AMT, RB 2.100%, 04/01/2028 (B)	\$ 3,420	\$ 3,539
Ohio State, Air Quality Development Authority, Ohio Valley Electric Corporation, RB 3.250%, 09/01/2029	2,510	2,659
Ohio State, Air Quality Development Authority, Vanadium Project, AMT, RB Callable 07/01/2029 @ 100 5.000%, 07/01/2049 (A)	2,250	2,290
Portage County, Port Authority, Northeast Ohio Medical University Project, RB Callable 06/01/2022 @ 100 5.000%, 12/01/2026	1,500	1,543
		<u>48,045</u>
Oklahoma — 0.6%		
Comanche County, Hospital Authority, RB Callable 07/01/2024 @ 100 5.000%, 07/01/2025	1,500	1,686
Oklahoma State, Development Finance Authority, Oklahoma City University, RB Callable 08/01/2029 @ 100 4.000%, 08/01/2036	2,980	3,105
Oklahoma State, Turnpike Authority, Ser A, RB Callable 01/01/2027 @ 100 4.000%, 01/01/2048	2,000	2,234
Payne County, Economic Development Authority, Epworth Living Retirement Community, RB 7.000%, 11/01/2051 (C) 6.875%, 11/01/2046 (C) 6.625%, 11/01/2036 (C)	2,163 1,081 522	5 3 1
		<u>7,034</u>
Oregon — 0.5%		
Clackamas County, Hospital Facility Authority, RB Callable 11/15/2025 @ 102 5.000%, 11/15/2052	1,500	1,566
Eugene, Electric Utility System Revenue, Ser A, RB Callable 08/01/2030 @ 100 4.000%, 08/01/2049	500	591
Oregon State, Business Development Commission, Red Rock Biofuels LLC, AMT, RB 6.500%, 04/01/2031 (A)(C)	6,100	3,949

Description	Face Amount (Thousands)	Market Value (\$ Thousands)
MUNICIPAL BONDS (continued)		
Oregon State, Facilities Authority, Concordia University Project, Ser A, RB Pre-Refunded @ 100 6.375%, 09/01/2020 (A)(D)	\$ 150	\$ 150
		<u>6,256</u>
Pennsylvania — 1.8%		
Berks County, Industrial Development Authority, The Highlands at Wyomissing Project, RB Callable 05/15/2025 @ 102 5.000%, 05/15/2029	300	328
Blythe Township, Solid Waste Authority, AMT, RB Callable 12/01/2027 @ 100 7.750%, 12/01/2037	4,000	4,408
Chester County, Industrial Development Authority, Woodlands at Graystone Project, SAB 4.375%, 03/01/2028 (A)	275	276
Delaware County, University Revenue Authority, Neumann University Project, RB Callable 10/01/2020 @ 100 5.250%, 10/01/2031	1,000	1,000
Franklin County, Industrial Development Authority, Menno-Haven Project, RB 5.000%, 12/01/2025	495	523
Montgomery County, Higher Education & Health Authority, Thomas Jefferson University, RB Callable 09/01/2028 @ 100 4.000%, 09/01/2049	1,000	1,083
Pennsylvania State, Commonwealth Financing Authority, Tobacco Master Settlement, RB 5.000%, 06/01/2025	1,000	1,196
Pennsylvania State, Commonwealth Financing Authority, Tobacco Master Settlement, RB Callable 06/01/2028 @ 100 5.000%, 06/01/2034	2,000	2,479
Pennsylvania State, Economic Development Financing Authority, Carbonlite Project, AMT, RB Callable 06/01/2026 @ 103 5.750%, 06/01/2036 (A)	1,000	981
Philadelphia, Hospitals & Higher Education Facilities Authority, Temple University Health Systems Project, Ser A, RB Callable 07/01/2022 @ 100 5.625%, 07/01/2036	1,975	2,089

Description	Face Amount (Thousands)	Market Value (\$ Thousands)
MUNICIPAL BONDS (continued)		
Philadelphia, Industrial Development Authority, Global Leadership Academy Project, Ser 2010, RB Callable 11/15/2020 @ 100 5.750%, 11/15/2030	\$ 1,000	\$ 1,004
Philadelphia, Industrial Development Authority, University Square Apartments Project, RB Callable 12/01/2026 @ 100 5.500%, 12/01/2058 (A)	2,000	2,065
Scranton, GO 5.000%, 09/01/2023 (A)	1,000	1,086
Southcentral Pennsylvania, General Authority, York Academy Regional Christian School Program, RB Callable 07/15/2028 @ 100 6.500%, 07/15/2048 (A)	2,800	3,171
Washington County, Redevelopment Authority, TA 4.000%, 07/01/2023	545	548
West Cornwall Township, Municipal Authority, Pleasant View Retirement Community, RB 3.000%, 12/15/2023	445	440
		<u>22,677</u>
Puerto Rico — 5.3%		
Puerto Rico Commonwealth, Aqueduct & Sewer Authority, Ser A, RB, AGC Callable 10/01/2020 @ 100 5.125%, 07/01/2047	2,300	2,300
Puerto Rico Commonwealth, Government Employees Retirement System, Ser A, RB 6.200%, 07/01/2039 (C)	2,000	300
Puerto Rico Commonwealth, Government Employees Retirement System, Ser B, RB 6.300%, 07/01/2038 (C)	1,000	150
Puerto Rico Commonwealth, Ser A, GO 8.000%, 07/01/2035 (C) 5.125%, 07/01/2028 (C)	1,500 560	913 396
Puerto Rico Commonwealth, Ser A, GO 5.500%, 07/01/2039 (C) 5.000%, 07/01/2041 (C)	3,000 3,300	1,980 2,058
Puerto Rico Commonwealth, Ser B, GO 5.000%, 07/01/2035 (C)	1,600	1,134
Puerto Rico, Convention Center District Authority, Ser A, RB, AGC Callable 10/01/2020 @ 100 4.500%, 07/01/2036	810	810
Puerto Rico, Electric Power Authority, RB 5.250%, 07/01/2019 (C)	1,265	866

Description	Face Amount (Thousands)	Market Value (\$ Thousands)
MUNICIPAL BONDS (continued)		
Puerto Rico, Electric Power Authority, Ser A, RB 5.000%, 07/01/2029 (C)	\$ 5,920	\$ 4,070
Puerto Rico, Electric Power Authority, Ser AAA, RB 5.250%, 07/01/2021 (C) 5.250%, 07/01/2030 (C)	3,605 200	2,483 138
Puerto Rico, Electric Power Authority, Ser CCC, RB 5.250%, 07/01/2027 (C)	5,250	3,616
Puerto Rico, Electric Power Authority, Ser DDD, RB 5.000%, 07/01/2021 (C)	2,000	1,375
Puerto Rico, Electric Power Authority, Ser TT, RB 5.000%, 07/01/2032 (C)	3,515	2,417
Puerto Rico, Electric Power Authority, Ser UU, RB, AGM Callable 10/01/2020 @ 100 0.718%, 07/01/2029 (B)	9,040	7,966
Puerto Rico, Electric Power Authority, Ser V, RB 5.500%, 07/01/2020 (C)	1,380	954
Puerto Rico, GDB Debt Recovery Authority, RB 7.500%, 08/20/2040	8,389	5,736
Puerto Rico, Sales Tax Financing Sales Tax Revenue, Ser A2, RB Callable 07/01/2028 @ 100 4.784%, 07/01/2058	11,604	12,194
Puerto Rico, Sales Tax Financing, Sales Tax Revenue, Ser A1, RB Callable 07/01/2028 @ 30 6.177%, 07/01/2051 (F)	46,000	9,452
Puerto Rico, Sales Tax Financing, Sales Tax Revenue, Ser A1, RB Callable 07/01/2028 @ 100 4.750%, 07/01/2053	6,043	<u>6,336</u>
		<u>67,644</u>
Rhode Island — 0.2%		
Providence, Redevelopment Agency, Ser A, RB Callable 04/01/2025 @ 100 5.000%, 04/01/2027	1,110	1,226
Rhode Island State, Tobacco Settlement Financing Authority, Ser A, RB Callable 09/16/2020 @ 15 6.701%, 06/01/2052 (F)	6,890	<u>1,042</u>
		<u>2,268</u>

SCHEDULE OF INVESTMENTS

August 31, 2020

Tax-Advantaged Income Fund (Continued)

Description	Face Amount (Thousands)	Market Value (\$ Thousands)
MUNICIPAL BONDS (continued)		
South Carolina — 1.4%		
South Carolina State, Jobs-Economic Development Authority, Bon Secours Mercy Health, RB Callable 06/01/2030 @ 100 5.000%, 12/01/2046	\$ 2,000	\$ 2,481
4.000%, 12/01/2044	2,000	2,285
South Carolina State, Jobs-Economic Development Authority, Repower S. Berkeley Project, AMT, RB Callable 02/01/2023 @ 104 6.250%, 02/01/2045 (A)	1,000	741
5.250%, 02/01/2027 (A)	1,000	846
South Carolina State, Jobs-Economic Development Authority, Repower S. Berkeley Project, RB Callable 03/01/2021 @ 100 8.000%, 12/06/2029	155	151
South Carolina State, Public Service Authority, Santee Cooper Project, Ser A, RB Callable 06/01/2025 @ 100 5.000%, 12/01/2050	3,300	3,750
South Carolina State, Public Service Authority, Santee Cooper Project, Ser C, RB 5.784%, 12/01/2041	5,059	6,924
		<u>17,178</u>
Tennessee — 0.9%		
Bristol, Industrial Development Board, Pinnacle Project, TA Callable 06/01/2026 @ 100 5.625%, 06/01/2035	2,000	2,012
Bristol, Industrial Development Board, Sales Tax Revenue, Ser A, RB Callable 12/01/2026 @ 100 5.125%, 12/01/2042 (A)	1,000	930
Memphis-Shelby County, Industrial Development Board, Graceland Project, TA Callable 07/01/2027 @ 100 5.500%, 07/01/2037	700	624
Nashville, Metropolitan Development & Housing Agency, TA 4.500%, 06/01/2028 (A)	500	521
Tennessee State, Energy Acquisition, Ser A, RB 5.250%, 09/01/2026	2,355	2,930

Description	Face Amount (Thousands)	Market Value (\$ Thousands)
MUNICIPAL BONDS (continued)		
Tennessee State, Energy Acquisition, Ser C, RB 5.000%, 02/01/2027	\$ 4,000	\$ 4,913
		<u>11,930</u>
Texas — 4.6%		
Brazoria County, Industrial Development, Gladieux Metals Recycling Project, AMT, RB Callable 03/01/2026 @ 103 9.000%, 03/01/2039 (A)	9,770	10,945
7.000%, 03/01/2039	500	507
Central Texas, Regional Mobility Authority, Senior Lien, Ser 2011, RB Pre-Refunded @ 100 6.000%, 01/01/2021 (D)	1,000	1,019
Clifton, Higher Education Finance Authority, Idea Public Schools Project, RB Pre-Refunded @ 100 5.500%, 08/15/2021 (D)	1,000	1,049
Clifton, Higher Education Finance Authority, Uplift Education Project, Ser A, RB Pre-Refunded @ 100 6.125%, 12/01/2020 (D)	500	507
Clifton, Higher Education Finance, International Leadership Project, Ser D, RB Callable 08/15/2025 @ 100 6.125%, 08/15/2048	1,250	1,411
6.000%, 08/15/2038	1,500	1,703
Grand Parkway Transportation, Revenue Toll Authority, Ser B, RB Pre-Refunded @ 100 5.000%, 10/01/2023 (D)	7,000	8,010
Harris County, Cultural Education Facilities Finance Authority, Baylor College Medical Center Project, RB Callable 11/15/2022 @ 100 4.750%, 11/15/2046	2,725	2,856
Houston, Airport System Revenue, United Airlines, AMT, RB 5.000%, 07/15/2027	1,000	1,058
Houston, Higher Education Finance Authority, Cosmos Foundation, Ser S, RB Pre-Refunded @ 100 6.500%, 05/15/2021 (D)	805	840
Lewisville, SAB Callable 09/01/2021 @ 100 5.500%, 09/01/2039 (A)	1,000	1,000
New Hope, Cultural Education Facilities Finance, Longhorn Village Project, RB Callable 01/01/2024 @ 103 5.000%, 01/01/2042	500	537

Description	Face Amount (Thousands)	Market Value (\$ Thousands)
MUNICIPAL BONDS (continued)		
New Hope, Cultural Education Facilities Finance, Quality Senior Housing Foundation, Ser A1, RB Callable 12/01/2026 @ 103 5.000%, 12/01/2054	\$ 500	\$ 535
New Hope, Cultural Education Facilities, Cardinal Bay Village Project, RB Callable 07/01/2026 @ 100 5.500%, 07/01/2046 5.000%, 07/01/2031	1,250 250	1,048 224
New Hope, Cultural Education Facilities, Edgemere Project, RB Callable 01/01/2024 @ 103 5.000%, 01/01/2047	1,500	1,605
New Hope, Cultural Education Facilities, Quality Senior Housing Foundation, Ser A1, RB Callable 12/01/2029 @ 100 4.000%, 12/01/2054	250	229
Newark, Higher Education Finance, Austin Achieve Public Schools Project, RB Callable 06/15/2022 @ 100 5.000%, 06/15/2033 5.000%, 06/15/2038 4.250%, 06/15/2028	150 375 140	154 383 142
North Texas, Tollway Authority, Ser A, RB Callable 10/01/2020 @ 100 6.250%, 02/01/2023	2,000	2,006
North Texas, Tollway Authority, Ser B, RB Callable 01/01/2025 @ 100 5.000%, 01/01/2045	6,000	6,863
North Texas, Tollway Authority, Ser B, RB Callable 01/01/2027 @ 100 5.000%, 01/01/2048	3,250	3,805
Port Beaumont, Navigation District, RB Callable 01/01/2022 @ 103 6.000%, 01/01/2025 (A)	1,000	991
Port Isabel, GO Callable 02/15/2029 @ 100 5.100%, 02/15/2049 (A)	1,000	1,113
Red River, Health Facilities Development Authority, Wichita Falls Retirement Foundation Project, RB Callable 01/01/2022 @ 100 5.500%, 01/01/2032 5.125%, 01/01/2041	500 500	509 504
Texas State, Municipal Gas Acquisition & Supply I, Senior Lien, Ser A, RB 5.250%, 12/15/2023	670	765
Texas State, Municipal Gas Acquisition & Supply I, Sub-Ser C, RB 1.660%, 12/15/2026 (B)	3,000	2,887

Description	Face Amount (Thousands)	Market Value (\$ Thousands)
MUNICIPAL BONDS (continued)		
Wise County, Parker County Junior College District Project, Ser 2011, RB Callable 08/15/2021 @ 100 8.000%, 08/15/2034	\$ 1,000	\$ 1,033
Woodloch, Health Facilities Development, Inspired Living Lewsville Project, RB 6.750%, 12/01/2051 (A)(C)	2,500	1,974
		58,212
Utah — 0.0%		
Utah State, Charter School Finance Authority, Early Light Academy Project, RB 4.500%, 07/15/2027 (A)	600	617
Vermont — 0.1%		
Vermont State, Economic Development Authority, Central Vermont Public Service Project, RB 5.000%, 12/15/2020	750	759
Vermont State, Student Assistance, Ser A, AMT, RB Callable 06/15/2026 @ 100 5.000%, 06/15/2028	550	632
		1,391
Virgin Islands — 0.1%		
Virgin Islands, Public Finance Authority, Ser Senior Lien, RB 5.000%, 10/01/2024	1,040	1,038
Virginia — 0.9%		
Chesterfield County, Economic Development Authority, Brandermill Woods Project, RB Callable 01/01/2022 @ 100 5.125%, 01/01/2043	1,000	1,004
Hanover County, Economic Development Authority, Covenant Woods Project, RB Callable 07/01/2024 @ 103 5.000%, 07/01/2038	375	384
Henrico County, Economic Development Authority, Pinnacle Living Obligation Group, Ser A, RB Callable 06/01/2025 @ 103 5.000%, 06/01/2044	1,000	1,013
James City County, Economic Development Authority, United Methodist Home Project, RB Callable 10/01/2020 @ 100 2.000%, 10/01/2048	40	4

SCHEDULE OF INVESTMENTS

August 31, 2020

Tax-Advantaged Income Fund (Continued)

Description	Face Amount (Thousands)	Market Value (\$ Thousands)
MUNICIPAL BONDS (continued)		
James City County, Economic Development Authority, United Methodist Home Project, RB Callable 06/01/2023 @ 100 6.000%, 06/01/2043	\$ 2,208	\$ 2,219
Lewistown Commerce Center, Community Development Authority, Ser C, TA Callable 10/01/2020 @ 100 6.050%, 03/01/2054	118	22
Lewistown Commerce Center, Community Development Authority, TA Callable 03/01/2024 @ 103 6.050%, 03/01/2044	110	86
Virginia State, Small Business Financing Authority, Covanta Project, AMT, RB Callable 07/01/2023 @ 100 5.000%, 01/01/2048 (A)(B)	500	518
Virginia State, Small Business Financing Authority, Transform 66 P3 Project, AMT, RB Callable 06/30/2027 @ 100 5.000%, 12/31/2049 5.000%, 12/31/2052	2,500 3,500	2,816 3,936
		<u>12,002</u>
Washington — 1.0%		
Skagit County, Public Hospital District No. 1, Skagit Regional Health, RB Callable 12/01/2026 @ 100 5.000%, 12/01/2028	1,000	1,164
Skagit County, Public Hospital District No. 1, Skagit Valley Hospital Project, RB Pre-Refunded @ 100 5.750%, 12/01/2020 (D)	1,500	1,520
Washington State, Health Care Facilities Authority, Kadlec Regional Medical Center Project, RB Pre-Refunded @ 100 5.500%, 12/01/2020 (D)	1,500	1,519
Washington State, Housing Finance Commission, Judson Park Project, RB 3.700%, 07/01/2023 (A)	245	249
Washington State, Housing Finance Commission, Judson Park Project, RB Callable 07/01/2025 @ 102 5.000%, 07/01/2033 (A) 4.000%, 07/01/2028 (A)	225 400	242 415
Washington State, Tobacco Settlement Authority, RB Callable 06/01/2021 @ 100 5.250%, 06/01/2032	5,000	5,118

Description	Face Amount (Thousands)	Market Value (\$ Thousands)
MUNICIPAL BONDS (continued)		
Washington State, Tobacco Settlement Authority, RB Callable 06/01/2022 @ 100 5.250%, 06/01/2033	\$ 2,500	\$ 2,627
		<u>12,854</u>
West Virginia — 0.3%		
West Virginia State, Tobacco Settlement, Finance Authority, Ser B, RB Callable 09/16/2020 @ 11 20.157%, 06/01/2047 (F)	77,750	4,216
Wisconsin — 2.7%		
Wisconsin State, Health & Educational Facilities Authority, Benevolent Cedar Community, RB 5.000%, 06/01/2021	1,005	1,016
Wisconsin State, Health & Educational Facilities Authority, Camillus Health System, RB Callable 11/01/2026 @ 103 5.000%, 11/01/2046	1,000	1,040
Wisconsin State, Health & Educational Facilities Authority, RB Callable 08/01/2025 @ 103 5.250%, 08/01/2048 5.000%, 08/01/2028	1,500 1,230	1,420 1,246
Wisconsin State, Irving Convention Center Hotel Project, RB Callable 01/01/2032 @ 100 7.000%, 01/01/2050 (A)	3,250	2,999
Wisconsin State, Northwest Nazarene University Project, RB Callable 10/01/2028 @ 100 4.250%, 10/01/2049	1,000	952
Wisconsin State, Public Finance Authority, 1st Mortgage Vista Grande Village Project, RB Callable 07/01/2025 @ 100 6.500%, 07/01/2050 (A)	1,750	1,078
Wisconsin State, Public Finance Authority, Barton College Project, Ser A, RB Callable 03/01/2028 @ 100 5.000%, 03/01/2038 5.000%, 03/01/2048	2,500 1,500	2,503 1,471
Wisconsin State, Public Finance Authority, Celanese Project, Ser B, AMT, RB 5.000%, 12/01/2025	2,000	2,311
Wisconsin State, Public Finance Authority, Delray Beach Radiation Therapy Project, RB Callable 11/01/2026 @ 100 7.000%, 11/01/2046 (A)	3,500	3,736

Description	Face Amount (Thousands)	Market Value (\$ Thousands)
MUNICIPAL BONDS (continued)		
Wisconsin State, Public Finance Authority, Lake Erie College, RB Callable 10/01/2029 @ 100 5.875%, 10/01/2054 (A)	\$ 2,770	\$ 2,756
Wisconsin State, Public Finance Authority, Marys Woods at Marylhurst Project, RB Callable 05/15/2025 @ 102 5.250%, 05/15/2052 (A)	1,750	1,832
Wisconsin State, Public Finance Authority, Procure Proton Therapy Center Project, RB Callable 01/01/2028 @ 100 6.375%, 01/01/2048 (A)	5,070	4,112
Wisconsin State, Public Finance Authority, Procure Proton Therapy Center Project, RB Callable 07/01/2028 @ 100 7.000%, 07/01/2048 (A)	3,500	3,744
Wisconsin State, Public Finance Authority, RB Callable 03/01/2030 @ 100 5.250%, 03/01/2055 (A)	2,500	2,633
		34,849
Total Municipal Bonds (Cost \$875,855) (\$ Thousands)		928,107

CORPORATE OBLIGATIONS — 14.2%

Financials — 13.1%

Australia & New Zealand Banking Group 6.750%, VAR USD ICE Swap 11:00 NY 5 Yr+5.168%(A)(H)	6,900	7,909
AXA 6.379%, VAR ICE LIBOR USD 3 Month+2.256%(A)(H)	5,200	6,893
Bank of America 6.500%, VAR ICE LIBOR USD 3 Month+4.174%(H)	2,900	3,276
6.300%, VAR ICE LIBOR USD 3 Month+4.553%(H)	2,300	2,660
6.250%, VAR ICE LIBOR USD 3 Month+3.705%(H)	5,000	5,482
Bank of New York Mellon 4.625%, VAR ICE LIBOR USD 3 Month+3.131%(H)	2,200	2,299
3.726%, VAR ICE LIBOR USD 3 Month+3.420%(H)	1,000	997
Barclays PLC 8.000%, VAR US Treas Yield Curve Rate T Note Const Mat 5 Yr+5.672%(H)	1,500	1,641

Description	Face Amount (Thousands)	Market Value (\$ Thousands)
CORPORATE OBLIGATIONS (continued)		
7.750%, VAR USD Swap Semi 30/360 5 Yr Curr+4.842%(H)	\$ 1,000	\$ 1,059
BNP Paribas 7.625%, VAR USD Swap Semi 30/360 5 Yr Curr+6.314%(A)(H)	1,900	1,954
7.195%, VAR ICE LIBOR USD 3 Month+1.290%(H)	6,200	6,752
BP Capital Markets PLC 4.375%, VAR US Treas Yield Curve Rate T Note Const Mat 5 Yr+4.036%(H)	600	630
Charles Schwab 7.000%, VAR ICE LIBOR USD 3 Month+4.820%(H)	7,325	7,820
Citigroup 6.250%, VAR ICE LIBOR USD 3 Month+4.517%(H)	3,800	4,313
6.125%, VAR ICE LIBOR USD 3 Month+4.478%(H)	3,000	3,018
5.900%, VAR ICE LIBOR USD 3 Month+4.230%(H)	1,000	1,060
Citizens Financial Group 6.375%, VAR ICE LIBOR USD 3 Month+3.157%(H)	2,500	2,512
5.650%, VAR US Treas Yield Curve Rate T Note Const Mat 5 Yr+5.313%(H)	1,000	1,073
4.264%, VAR ICE LIBOR USD 3 Month+3.960%(H)	5,000	4,706
CoBank ACB 6.250%, VAR ICE LIBOR USD 3 Month+4.660%(H)	500	525
Comerica 5.625%, VAR US Treas Yield Curve Rate T Note Const Mat 5 Yr+5.291%(H)	2,600	2,834
Credit Suisse Group 7.500%, VAR USD Swap Semi 30/360 5 Yr Curr+4.598%(A)(H)	2,000	2,220
6.375%, VAR US Treas Yield Curve Rate T Note Const Mat 5 Yr+4.822%(A) (H)	800	870
6.250%, VAR USD Swap Semi 30/360 5 Yr Curr+3.455%(A)(H)	2,500	2,721
5.100%, VAR US Treas Yield Curve Rate T Note Const Mat 5 Yr+3.293%(A) (H)	2,500	2,489
Depository Trust & Clearing 3.480%, VAR ICE LIBOR USD 3 Month+3.167%(A)(H)	2,250	2,193
Discover Financial Services 6.125%, VAR US Treas Yield Curve Rate T Note Const Mat 5 Yr+5.783%(H)	500	539

SCHEDULE OF INVESTMENTS

August 31, 2020

Tax-Advantaged Income Fund (Continued)

Description	Face Amount (Thousands)	Market Value (\$ Thousands)	Description	Face Amount (Thousands)	Market Value (\$ Thousands)
CORPORATE OBLIGATIONS (continued)			CORPORATE OBLIGATIONS (continued)		
Fifth Third Bancorp			Natwest Group PLC		
4.500%, VAR US Treas Yield Curve Rate T Note Const Mat 5 Yr+4.215%(H)	\$ 500	\$ 512	2.628%, VAR ICE LIBOR USD 3 Month+2.320%(H)	\$ 4,300	\$ 4,072
Goldman Sachs Group			Nordea Bank Abp MTN		
5.500%, VAR US Treas Yield Curve Rate T Note Const Mat 5 Yr+3.623%(H)	1,000	1,082	6.125%, VAR USD Swap Semi 30/360 5 Yr Curr+3.388%(A)(H)	5,000	5,300
4.165%, VAR ICE LIBOR USD 3 Month+3.922%(H)	1,000	990	Northern Trust		
HSBC Holdings PLC			4.600%, VAR ICE LIBOR USD 3 Month+3.202%(H)	500	517
6.875%, VAR USD ICE Swap 11:00 NY 5 Yr+5.514%(H)	8,000	8,217	PNC Financial Services Group		
6.000%, VAR USD ICE Swap 11:00 NY 5 Yr+3.746%(H)	1,500	1,551	6.750%, VAR ICE LIBOR USD 3 Month+3.678%(H)	200	207
Huntington Bancshares			Progressive		
5.625%, VAR US Treas Yield Curve Rate T Note Const Mat 10 Yr+4.945%(H)	600	671	5.375%, VAR ICE LIBOR USD 3 Month+2.539%(H)	3,000	3,030
4.450%, VAR H15T7Y+4.045%(H)	500	502	Royal Bank of Scotland Group PLC		
ING Groep			8.000%, VAR USD Swap Semi 30/360 5 Yr Curr+5.720%(H)	200	228
6.500%, VAR USD Swap Semi 30/360 5 Yr Curr+4.446%(H)	3,500	3,724	Societe Generale		
5.750%, VAR US Treas Yield Curve Rate T Note Const Mat 5 Yr+4.342%(H)	1,000	1,057	8.000%, VAR USD ICE Swap 11:00 NY 5 Yr+5.873%(A)(H)	1,800	2,048
JPMorgan Chase			7.375%, VAR USD Swap Semi 30/360 5 Yr Curr+6.238%(H)	600	622
6.750%, VAR ICE LIBOR USD 3 Month+3.780%(H)	7,200	8,046	Standard Chartered PLC		
6.000%, VAR ICE LIBOR USD 3 Month+3.300%(H)	1,800	1,893	7.014%, VAR ICE LIBOR USD 3 Month+1.460%(A)(H)	4,500	5,241
4.051%, VAR ICE LIBOR USD 3 Month+3.800%(H)	1,200	1,196	Truist Financial		
3.738%, VAR ICE LIBOR USD 3 Month+3.470%(H)	1,025	992	4.950%, VAR US Treas Yield Curve Rate T Note Const Mat 5 Yr+4.605%(H)	1,200	1,299
KeyCorp			4.800%, VAR US Treas Yield Curve Rate T Note Const Mat 5 Yr+3.003%(H)	7,100	7,366
5.000%, VAR ICE LIBOR USD 3 Month+3.606%(H)	3,000	3,067	UBS Group Funding Switzerland		
Lloyds Banking Group PLC			7.000%, VAR USD Swap Semi 30/360 5 Yr Curr+4.344%(A)(H)	600	650
6.657%, VAR ICE LIBOR USD 3 Month+1.270%(A)(H)	7,500	8,738	Voya Financial		
6.657%, VAR ICE LIBOR USD 3 Month+1.270%(H)	1,000	1,165	6.125%, VAR US Treas Yield Curve Rate T Note Const Mat 5 Yr+3.358%(H)	1,200	1,248
M&T Bank			Wells Fargo		
5.125%, VAR ICE LIBOR USD 3 Month+3.520%(H)	500	527	5.875%, VAR ICE LIBOR USD 3 Month+3.990%(H)	3,411	3,765
5.000%, VAR US Treas Yield Curve Rate T Note Const Mat 5 Yr+3.174%(H)	3,800	3,945			
MetLife					
3.888%, VAR ICE LIBOR USD 3 Month+3.575%(H)	2,500	2,466			
					166,379
			Utilities — 1.1%		
			Dominion Energy		
			4.650%, VAR US Treas Yield Curve Rate T Note Const Mat 5 Yr+2.993%(H)	6,000	6,100
			Duke Energy		
			4.875%, VAR US Treas Yield Curve Rate T Note Const Mat 5 Yr+3.388%(H)	4,100	4,325

Description	Face Amount (Thousands)	Market Value (\$ Thousands)
CORPORATE OBLIGATIONS (continued)		
NISource		
5.650%, VAR US Treas Yield Curve Rate T Note Const Mat 5 Yr+2.843%(H)	\$ 2,500	\$ 2,487
Pacific Gas & Electric		
3.850%, 11/15/2023	50	53
3.400%, 08/15/2024	100	105
3.300%, 03/15/2027	100	102
3.250%, 06/15/2023	150	156
Pacific Gas and Electric		
4.950%, 07/01/2050	300	331
4.550%, 07/01/2030	300	332
3.750%, 07/01/2028	100	105
3.450%, 07/01/2025	100	105
		14,201
Total Corporate Obligations (Cost \$171,426) (\$ Thousands)		180,580
	Shares	
PREFERRED STOCK — 7.2%		
Communication Services — 0.3%		
AT&T		
4.750%	137,000	3,476
Consumer Discretionary — 0.2%		
Dairy Farmers of America		
7.875%*	31,000	2,805
Energy — 0.0%		
Enbridge		
6.375%, VAR ICE LIBOR USD 3 Month+3.593%	5,032	130
Financials — 6.3%		
Allstate		
4.750%	24,500	663
Arch Capital Group		
5.450%	13,693	360
Banco Santander		
4.000%, VAR ICE LIBOR USD 3 Month+0.520%	9,299	214
Bank of America		
6.200%	30,000	778
Bank of New York Mellon		
5.200%	8,928	230
Capital One Financial		
5.000%	71,700	1,805
Charles Schwab		
6.000%	101,415	2,582

Description	Shares	Market Value (\$ Thousands)
PREFERRED STOCK (continued)		
Citigroup		
6.875%, VAR ICE LIBOR USD 3 Month+4.130%	85,700	\$ 2,424
CoBank ACB		
6.250%, VAR ICE LIBOR USD 3 Month+4.557%	20,000	2,080
6.125%	20,000	2,098
Equitable Holdings		
5.250%	25,000	628
Fifth Third Bancorp		
6.625%, VAR ICE LIBOR USD 3 Month+3.710%	80,000	2,252
Goldman Sachs Group		
6.375%, VAR ICE LIBOR USD 3 Month+3.550%	2,390	67
6.300%	8,311	217
5.500%, VAR ICE LIBOR USD 3 Month+3.640%	350,600	9,494
4.000%, VAR ICE LIBOR USD 3 Month+0.670%	43,300	1,007
Huntington Bancshares		
6.250%	120,000	3,078
5.875%	20,322	545
KeyCorp		
6.125%, VAR ICE LIBOR USD 3 Month+3.892%	4,000	119
MetLife		
5.625%	29,780	826
4.750%	200,000	5,298
Morgan Stanley		
7.125%, VAR ICE LIBOR USD 3 Month+4.320%	113,879	3,284
6.875%, VAR ICE LIBOR USD 3 Month+3.940%	53,657	1,514
4.000%, VAR ICE LIBOR USD 3 Month+0.700%	161,113	3,759
NY Community Bancorp		
6.375%, VAR ICE LIBOR USD 3 Month+3.821%	110,000	2,979
People's United Financial		
5.625%, VAR ICE LIBOR USD 3 Month+4.020%	34,498	918
PNC Financial Services Group		
6.125%, VAR ICE LIBOR USD 3 Month+4.067%	79,610	2,113
Regions Financial		
6.375%, VAR ICE LIBOR USD 3 Month+3.536%	2,600	72
5.700%, VAR ICE LIBOR USD 3 Month+3.148%	16,000	434
RenaissanceRe Holdings		
5.375%	88,684	2,235

SCHEDULE OF INVESTMENTS

August 31, 2020

Tax-Advantaged Income Fund (Concluded)

Description	Shares	Market Value (\$ Thousands)
PREFERRED STOCK (continued)		
State Street		
5.900%, VAR ICE LIBOR USD 3 Month+3.108%	114,090	\$ 3,142
5.350%, VAR ICE LIBOR USD 3 Month+3.709%	5,824	162
Sterling Bancorp		
6.500%	36,337	961
Synovus Financial		
5.875%, VAR US Treas Yield Curve T Note Const Mat 5 Yr+4.127%	50,000	1,248
Truist Financial		
5.625%	52,000	1,359
5.200%	5,717	145
US Bancorp		
6.500%, VAR ICE LIBOR USD 3 Month+4.468%	92,342	2,487
5.150%*	36,320	945
3.500%, VAR ICE LIBOR USD 3 Month+1.020%	16,800	810
Valley National Bancorp		
6.250%, VAR ICE LIBOR USD 3 Month+3.850%	73,487	2,050
Voya Financial		
5.350%, VAR US Treas Yield Curve Rate T Note Const Mat 5 Yr+3.210%	105,000	2,957
Webster Financial		
5.250%	42,731	1,131
Wells Fargo		
7.500%*	2,154	2,973
6.625%, VAR ICE LIBOR USD 3 Month+3.690%	57,230	1,578
5.850%, VAR ICE LIBOR USD 3 Month+3.090%	120,000	3,131
5.625%	5,000	134
		<u>79,286</u>
Utilities — 0.4%		
Alabama Power		
5.000%	9,000	252
Duke Energy		
5.750%	6,000	169
Entergy Texas		
5.375%	40,000	1,101
Interstate Power & Light		
5.100%	104,544	2,676
NSTAR Electric		
4.780%	10,708	1,101
		<u>5,299</u>
Total Preferred Stock (Cost \$83,811) (\$ Thousands)		<u>90,996</u>

Description	Face Amount (Thousands)	Market Value (\$ Thousands)
U.S. TREASURY OBLIGATIONS — 5.0%		
United States Treasury Bills		
0.137%, 10/27/2020 (F)	\$ 17,000	\$ 16,997
0.118%, 11/19/2020 (F)	28,600	28,593
0.100%, 11/27/2020 (F)	6,200	6,199
0.076%, 12/03/2020 (F)	9,600	9,597
0.075%, 09/03/2020 (F)	2,300	2,300
Total U.S. Treasury Obligations (Cost \$63,685) (\$ Thousands)		<u>63,686</u>
	Shares	
CASH EQUIVALENT — 0.5%		
SEI Daily Income Trust, Government Fund, CI F		
0.010%***	6,182,258	6,182
Total Cash Equivalent (Cost \$6,182) (\$ Thousands)		<u>6,182</u>
Total Investments in Securities — 99.9% (Cost \$1,200,959) (\$ Thousands)		<u>\$ 1,269,551</u>
<p>Percentages are based on Net Assets of \$1,270,278 (\$ Thousands).</p> <p>* Non-income producing security.</p> <p>** The rate reported is the 7-day effective yield as of August 31, 2020.</p> <p>+ Investment in Affiliated Security (see Note 4).</p> <p>(A) Security exempt from registration under Rule 144A of the Securities Act of 1933. These securities may be resold in transactions exempt from registration normally to qualified institutions. On August 31, 2020, the value of these securities amounted to \$235,276 (\$ Thousands), representing 18.5% of the Net Assets of the Fund.</p> <p>(B) Variable or floating rate security, the interest rate of which adjusts periodically based on prevailing interest rates.</p> <p>(C) Security is in default on interest payment.</p> <p>(D) Pre-Refunded Securities — The maturity date shown is the pre-refunded date.</p> <p>(E) Securities are held in connection with a letter of credit issued by a major bank.</p> <p>(F) Zero coupon security. The rate shown on the Schedule of Investments is the security's effective yield at the time of purchase.</p> <p>(G) Security is escrowed to maturity.</p> <p>(H) Perpetual security.</p> <p>AGC — Assured Guaranty Corporation AGM — Assured Guaranty Municipal AMT — Alternative Minimum Tax BAM — Build America Mutual CI — Class COP — Certificate of Participation FGIC — Financial Guaranty Insurance Company GO — General Obligation ICE — Intercontinental Exchange LIBOR — London Interbank Offered Rate LLC — Limited Liability Company MTN — Medium Term Note NATL — National Public Finance Guarantee Corporation PLC — Public Limited Company RAN — Revenue Anticipation Note</p>		

RB — Revenue Bond
SAB— Special Assessment Bond
Ser — Series
TCRS — Transferable Custodial Receipts
TA — Tax Allocation
TRAN — Tax Revenue Anticipation Note
VAR — Variable Rate

The following is a list of the level of inputs used as of August 31, 2020 in valuing the Fund's investments and other financial instruments carried at value (\$ Thousands):

Investments in Securities	Level 1 (\$)	Level 2 (\$)	Level 3 (\$)	Total (\$)
Municipal Bonds	-	928,107	-	928,107
Corporate Obligations	-	180,580	-	180,580
Preferred Stock	90,996	-	-	90,996
U.S. Treasury Obligations	-	63,686	-	63,686
Cash Equivalent	6,182	-	-	6,182
Total Investments in Securities	<u>97,178</u>	<u>1,172,373</u>	<u>-</u>	<u>1,269,551</u>

As of August 31, 2020, there were no transfers in or out of Level 3.

For more information on valuation inputs, see Note 2 — Significant Accounting Policies in Notes to Financial Statements.

The following is a summary of the transactions with affiliates for the year ended August 31, 2020 (\$ Thousands):

Security Description	Value 8/31/19	Purchases at Cost	Proceeds from Sales	Realized Gain/ (Loss)	Change in Unrealized Appreciation/ (Depreciation)	Value 8/31/20	Shares	Income	Capital Gains
SEI Daily Income Trust, Government Fund, Cl F	<u>\$ 4,816</u>	<u>\$ 45,528</u>	<u>\$ (44,162)</u>	<u>\$ -</u>	<u>\$ -</u>	<u>\$ 6,182</u>	6,182,258	<u>\$ 81</u>	<u>\$ -</u>

Amounts designated as “—” are \$0.

The accompanying notes are an integral part of the financial statements.