

# Global Managed Volatility Fund



## SEI Institutional Managed Trust/Class F Shares - SVTAX

### Fund Overview

This annual shareholder report contains important information about Class F Shares of the Global Managed Volatility Fund (the "Fund") for the period from October 1, 2023 to September 30, 2024. You can find additional information about the Fund at <https://www.sei.com/mutual-fund-documentation/prospectuses-and-reports>. You can also request this information by contacting us at 610-676-1000. This annual shareholder report describes changes to the Fund that occurred during the reporting period.

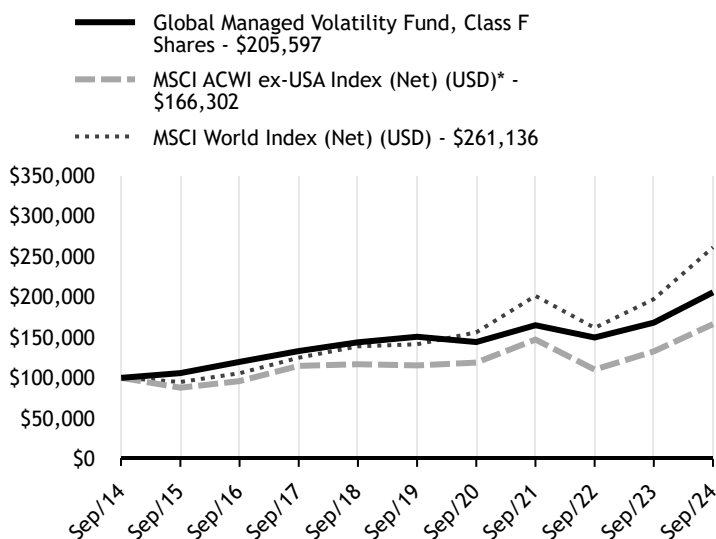
### What were the Fund costs for the last year?

(based on a hypothetical \$10,000 investment)

Fund Name	Costs of a \$10,000 investment	Costs paid as a percentage of a \$10,000 investment
Global Managed Volatility Fund, Class F Shares	\$123	1.11%

### How did the Fund perform during the last 10 years?

#### Total Return Based on \$100,000 Investment



### Average Annual Total Returns as of September 30, 2024

Fund/Index Name	1 Year	5 Years	10 Years
Global Managed Volatility Fund, Class F Shares	22.27%	6.41%	7.47%
MSCI ACWI ex-USA Index (Net) (USD)*	25.35%	7.59%	5.22%
MSCI World Index (Net) (USD)	32.43%	13.04%	10.07%

The line graph represents historical performance of a hypothetical investment of \$100,000 in the Fund during the last 10 years. Returns shown are total returns, which assume the reinvestment of dividends and capital gains. The table and graph presented above do not reflect the deduction of taxes a shareholder would pay on Fund distributions or the redemption of Fund Shares. **Past performance is not indicative of future performance.**

\* As of September 30, 2024, pursuant to the new regulatory requirements, this index has been added to represent the broad-based securities market index.

### How did the Fund perform in the last year?

Class F Shares underperformed its benchmark, the MSCI World Index (Net), for the 12-month period ending September 30, 2024.

The Fund recorded a positive absolute return for the reporting period, but underperformed the benchmark. The Fund's exposure to low-volatility stocks and value stocks detracted from performance. Underweight allocations to the mega-cap growth stocks that led the market upturn over the period, as well as defensive sector positioning, also weighed on Fund performance. Exposure to relatively smaller-cap stocks was a common headwind among the Fund's sub-advisors.

Acadian Asset Management LLC's (Acadian) performance benefited from its multi-factor model which dampened some headwinds over the reporting period. Acadian's overweight allocation to the consumer staples sector and underweights to financials and information technology detracted from its performance, while underweights to energy and consumer discretionary bolstered performance.

Allspring Global Investments, LLC (Allspring) underperformed the benchmark largely due to its greater emphasis on defensive sector positioning and tilts toward low-volatility and value stocks. Overweights to consumer staples and health care, and an underweight to information technology, also detracted from performance. Allspring benefited from underweights to energy and consumer discretionary, and an overweight to communication services.

The quantitative investment management (QIM) team within SIMC performed in line with the benchmark since it started to directly manage a sleeve of the Fund in February 2024. Tilts toward low-volatility and value stocks slightly detracted from performance as both asset classes performed well in the third quarter of 2024. QIM benefited from an underweight to consumer discretionary and an overweight to utilities, and stock selection in consumer staples. An underweight to financials and stock selection in communication services hampered performance.














The Fund employed equity index futures to provide stock-like performance to a portion of the liquidity reserve account, which contained cash available for fund withdrawals. This enhanced the Fund's absolute return for the period.

## Key Fund Statistics as of September 30, 2024

Total Net Assets (000's)	Number of Holdings	Total Advisory Fees Paid (000's)	Portfolio Turnover Rate
\$845,086	479	\$4,420	85%

### What did the Fund invest in?

#### Country Weightings\*

United States		60.1%
Japan		10.5%
United Kingdom		5.1%
Switzerland		4.2%
Netherlands		2.7%
Hong Kong		2.7%
France		2.6%
Canada		2.0%
Israel		1.8%
Sweden		1.4%
Norway		1.2%
Germany		1.1%
Other Countries		3.7%
Derivative Contracts (Net)		-0.1%

#### Top Ten Holdings

Holding Name	Percentage of Total Net Assets <sup>(A)</sup>
Kimberly-Clark Corp	1.7%
AT&T Inc	1.7%
Johnson & Johnson	1.6%
Electronic Arts Inc	1.5%
Walmart Inc	1.3%
Check Point Software Technologies Ltd	1.3%
Koninklijke Ahold Delhaize NV	1.3%
Novartis AG	1.3%
Motorola Solutions Inc	1.3%
Lockheed Martin Corp	1.3%

\* Percentages are calculated based on total net assets.

(A) Cash Equivalents are not shown in the top ten chart.

### Material Fund Changes

The QIM team was added to directly manage a portion of the Fund's assets during the reporting period.

This is a summary of certain changes to the Fund as of September 30, 2024. For more complete information, you may review the Fund's next prospectus, which we expect to be available by January 28, 2025, at <https://www.seic.com/mutual-fund-documentation/prospectuses-and-reports> or upon request at 1-800-DIAL-SEI.

### Changes in and Disagreements with Accountants

There were no changes in or disagreements with accountants during the reporting period.

### Additional Information

For additional information about the Fund; including its prospectus, financial information, holdings, and proxy voting information, call or visit:

- 610-676-1000
- <https://www.seic.com/mutual-fund-documentation/prospectuses-and-reports>
- <https://www.seic.com/mutual-fund-documentation/proxy-voting>

